



2020 Tyr Pro Swim Series

Knoxville, TN

January 16 - 19, 2020

Event 101 16 JAN 2020 - 04:00

Women's 800m Freestyle

Fastest Heats

Start List

Event Number 1

	Record	Splits			Name	Club Code	Location	Date
WR	8:04.79	57.98	1:59.42	4:01.98	LEDECKY Katie	USA	Rio de Janeiro (BRA)	12 AUG 2016
US	8:06.68	58.82	2:00.20	4:03.22	LEDECKY Katie	USA	Austin, TX (USA)	17 JAN 2016
CR	8:06.68	58.82	2:00.20	4:03.22	LEDECKY Katie	USA	Austin, TX (USA)	17 JAN 2016
AM	8:04.79	57.98	1:59.42	4:01.98	LEDECKY Katie	USA	Rio (BRA)	12 AUG 2016
WJ	8:11.00	59.44	2:01.48	4:05.70	LEDECKY Katie	USA	Shenandoah (USA)	19 JUN 2014

Fastest Heat 1

Lane	Name	Club Code	Year of	Qualifying Time	Time	Rank
1	PADINGTON Mackenzie	CAN	1999	8:36.38		
2	KOBRICH Kristel	CHI	1985	8:34.13		
3	WEYANT Emma	SYS	2001	8:29.31		
4	SULLIVAN Erica	SAND	2000	8:26.13		
5	DENIGAN Mariah	LAK	◆ 2003	8:28.15		
6	MEITZ Kaersten	BA	1995	8:31.52		
7	JUNGBLUT Viviane	GNU	1996	8:35.53		
8	GRIMES Katie	SAND	◆ 2006	8:37.46		

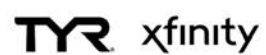
Fastest Heat 2

Lane	Name	Club Code	Year of	Qualifying Time	Time	Rank
1	FRERIKS Geena	KYA	1996	8:47.32		
2	ROSENDAHL BACH Helena	DEN	2000	8:42.12		
3	O'CROININ Emma	EKSC	◆ 2003	8:39.63		
4	NUNAN Amanda	TENN	1999	8:37.49		
5	STEGE Rachel	FOX	◆ 2003	8:38.42		
6	BELLIO Katrina	ESWI	◆ 2004	8:41.77		
7	McCULLOH Abigail	SA	2002	8:45.87		
8	ACKMAN Alyson	PCSC	1993	8:48.05		

Fastest Heat 3

Lane	Name	Club Code	Year of	Qualifying Time	Time	Rank
1	WATTS Stella Grace	ATAC	◆ 2003	8:55.86		
2	RAZEWSKI Morgan	MAC-NC	◆ 2004	DNS		
3	McINTOSH Summer	ESWI	◆ 2006	8:48.34		
4	MATTES Michaela	SYS	◆ 2005	8:48.08		
5	KUWATA Paige	SAND	◆ 2004	8:48.16		
6	MILLER Hayden	CFSC	◆ 2004	8:48.93		
7	YEGRES COTTIN Maria	SCLN	◆ 2005	8:51.68		
8	SAUICKIE Addie	SYS	◆ 2006	8:56.73		

Official Timekeeping by Omega





2020 Tyr Pro Swim Series

Knoxville, TN

January 16 - 19, 2020

Event 101 16 JAN 2020 - 04:00

Women's 800m Freestyle

Fastest Heats

Start List

Event Number 1

Fastest Heat 4

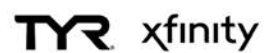
Lane	Name	Club Code	Year of	Qualifying Time	Time	Rank
1	KNAPP Sophia	TIDE	◆ 2004	9:03.19		
2	CHANG Claudia	AQJT	2002	9:02.90		
3	CALDOW Elle	TIDE	2002	9:00.97		
4	ALVAREZ Maria	TNAQ	1989	8:58.26		
5	VETKOETTER Clare	TFA	◆ 2003	8:59.03		
6	ROSS Kyla	CAN	2001	9:01.76		
7	RANDALL Katherine	RIPT	◆ 2003	9:03.16		
8	DUNFORD Abby	SAND	◆ 2006	8:49.42		

Fastest Heat 5

Lane	Name	Club Code	Year of	Qualifying Time	Time	Rank
3	DAVIE Alicia	SYS	2002	9:00.40		
4	BELLARD Hannah	CW	◆ 2005	8:57.84		
5	TRABA Mercedes	SYS	◆ 2003	8:58.40		

Legend:	AM Americas Record	CR Championship Record	US US Open Record	WJ World Junior Record
	WR World Record	◆ Junior swimmer		

Official Timekeeping by Omega





2020 Tyr Pro Swim Series

Knoxville, TN

January 16 - 19, 2020

Event 102 16 JAN 2020 - 04:10

Men's 800m Freestyle

Fastest Heats

Start List

Event Number 2

	Record	Splits			Name	Club Code	Location	Date
WR	7:32.12	55.20	1:52.55	3:46.79	ZHANG Lin	CHN	Rome (ITA)	29 JUL 2009
US	7:44.57	55.99	1:54.69	3:52.75	GROTHER Zane	USA	Irvine, CA (USA)	29 JUL 2018
CR	7:49.96				McBROOM Michael	USA	Santa Clara (USA)	1 JAN 2014
AM	7:43.60	56.98	1:56.76	3:52.80	McBROOM Michael	USA	Barcelona (ESP)	31 JUL 2013
WJ	7:45.67	55.75	1:53.99	3:52.05	BEST TIME		Dubai (UAE)	28 AUG 2013

Fastest Heat 1

Lane	Name	Club Code	Year of	Qualifying Time	Time	Rank
1	HEDLIN Eric	CAN	1993	8:02.71		
2	WIESER Chris	DART	1995	8:01.98		
3	ACOSTA Marcelo	CARD	1996	7:59.17		
4	GROTHER Zane	BCH	1992	7:43.74		
5	NORGAARD Alexander	DEN	2000	7:57.50		
6	MAGAHEY Jake	SA	2001	8:01.64		
7	BROTHERS Peter	UCSC	1996	8:02.40		
8	BAGSHAW Jeremy	CAN	1992	8:03.38		

Fastest Heat 2

Lane	Name	Club Code	Year of	Qualifying Time	Time	Rank
1	HINAWI Marc	TENN	1997	8:11.86		
2	HERON David	MVN	1995	8:09.96		
3	ZAKALA Josh	CAN	1998	8:09.07		
4	BECKER Dylan	SAND	◆ 2002	8:07.48		
5	ABBOTT Taylor	TENN	1998	8:08.12		
6	ROSE Dare	SCAR	◆ 2002	8:09.47		
7	REYNOLDS Parker	SMSC	◆ 2004	8:11.86		
8	GRIMES Sawyer	SAND	2001	8:11.88		

Fastest Heat 3

Lane	Name	Club Code	Year of	Qualifying Time	Time	Rank
1	ZUCKER Logan	MAC-NC	◆ 2003	8:21.07		
2	LUCAS Cooper	LAC	◆ 2005	8:17.05		
3	LLOYD Owen	NCAC	2001	8:14.26		
4	BROWN Eric	PCSC	◆ 2002	8:12.39		
5	McGILLIVRAY Michal	ROD	◆ 2002	8:12.51		
6	RICE Sam	TNAQ	1996	8:15.54		
7	PLIUSKAITIS Stuart	SNOW	2000	8:21.04		
8	HUSSEY Patrick	PCSC	2001	8:22.03		

Official Timekeeping by Omega





2020 Tyr Pro Swim Series

Knoxville, TN

January 16 - 19, 2020

Event 102 16 JAN 2020 - 04:10

Men's 800m Freestyle

Fastest Heats

Start List

Event Number 2

Fastest Heat 4

Lane	Name	Club Code	Year of	Qualifying Time	Time	Rank
1	KWINTER Charlie	ESWI	◆ 2004	8:25.83		
2	SANDERS Ethan	TENN	1999	8:25.25		
3	MORALES Yeziel	AZFL	1996	8:23.75		
4	SIMPSON Blake	SMSC	2001	8:22.60		
5	CRANFIELD Conor	SWIM	◆ 2002	8:23.45		
6	LI Stanford	PCSC	◆ 2002	8:24.94		
7	MOHAMMED Kareem	ROD	2000	8:25.31		
8	SHEPPARD Aj	CLOV	◆ 2002	8:26.12		

Fastest Heat 5

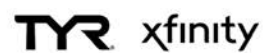
Lane	Name	Club Code	Year of	Qualifying Time	Time	Rank
1	GUSEV Alexander	SYS	2001	8:30.32		
2	STAUNCH Ryan	SWIM	◆ 2002	8:27.48		
3	DON James	SCAR	◆ 2003	8:26.43		
4	HIGDON Stuart	ATAC	◆ 2003	8:26.15		
5	BRETZMANN Peter	NCAC	◆ 2003	8:26.32		
6	MILLER Brandon	NCAC	◆ 2003	8:26.52		
7	NGAN Owen	UN-OR	◆ 2003	8:30.26		
8	COTE Ben	SPA-FL	◆ 2003	8:30.55		

Fastest Heat 6

Lane	Name	Club Code	Year of	Qualifying Time	Time	Rank
2	ATKINSON Ike	MAC-NC	2001	8:36.35		
3	CUSTER Liam	SYS	◆ 2004	8:23.01		
4	TAYLOR Andrew	TBAC	◆ 2004	8:31.56		
5	SOSNOVIK Danylo	PCSC	1999	8:31.93		
6	McFARLAND Tristan	TOPS	◆ 2002	8:33.98		

AM	Americas Record	CR	Championship Record	US	US Open Record	WJ	World Junior Record
WR	World Record	◆	Junior swimmer				

Official Timekeeping by Omega





2020 Tyr Pro Swim Series

Knoxville, TN

January 16 - 19, 2020

Event 101 16 JAN 2020 - 04:00

Women's 800m Freestyle

Fastest Heats

Results Summary

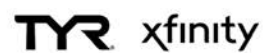
Event Number 1

	Record	Splits			Name	Club Code	Location	Date
WR	8:04.79	57.98	1:59.42	4:01.98	LEDECKY Katie	USA	Rio de Janeiro (BRA)	12 AUG 2016
US	8:06.68	58.82	2:00.20	4:03.22	LEDECKY Katie	USA	Austin, TX (USA)	17 JAN 2016
CR	8:06.68	58.82	2:00.20	4:03.22	LEDECKY Katie	USA	Austin, TX (USA)	17 JAN 2016
AM	8:04.79	57.98	1:59.42	4:01.98	LEDECKY Katie	USA	Rio (BRA)	12 AUG 2016
WJ	8:11.00	59.44	2:01.48	4:05.70	LEDECKY Katie	USA	Shenandoah (USA)	19 JUN 2014

Fastest Heats

Rank	Heat	Lane	Name	Club Code	Year of Birth	R.T.	Time	Time Behind
1	1	4	SULLIVAN Erica	SAND	2000	0.67	8:29.75	
	50m 29.86	100m 1:01.22	150m 1:33.03	200m 2:05.03	250m 2:37.37	300m 3:09.79	350m 3:42.09	400m 4:14.37
		31.36	31.81	32.00	32.34	32.42	32.30	32.28
	450m 4:46.83	500m 5:18.65	550m 5:50.67	600m 6:22.59	650m 6:54.53	700m 7:26.52	750m 7:58.63	
	32.46	31.82	32.02	31.92	31.94	31.99	32.11	31.12
2	1	6	MEITZ Kaersten	BA	1995	0.82	8:31.85	2.10
	50m 30.81	100m 1:03.21	150m 1:35.67	200m 2:07.85	250m 2:40.20	300m 3:12.11	350m 3:44.43	400m 4:16.45
		32.40	32.46	32.18	32.35	31.91	32.32	32.02
	450m 4:48.52	500m 5:20.34	550m 5:52.59	600m 6:24.67	650m 6:56.84	700m 7:28.84	750m 8:00.93	
	32.07	31.82	32.25	32.08	32.17	32.00	32.09	30.92
3	1	5	DENIGAN Mariah	LAK	◆ 2003	0.74	8:35.07	5.32
	50m 30.43	100m 1:02.44	150m 1:35.11	200m 2:07.43	250m 2:39.40	300m 3:12.68	350m 3:45.24	400m 4:17.59
		32.01	32.67	32.32	31.97	33.28	32.56	32.35
	450m 4:49.69	500m 5:22.36	550m 5:54.77	600m 6:27.50	650m 6:59.95	700m 7:31.84	750m 8:03.47	
	32.10	32.67	32.41	32.73	32.45	31.89	31.63	31.60
4	1	3	WEYANT Emma	SYS	2001	0.81	8:36.08	6.33
	50m 31.08	100m 1:03.77	150m 1:36.11	200m 2:08.70	250m 2:41.02	300m 3:13.37	350m 3:45.62	400m 4:18.07
		32.69	32.34	32.59	32.32	32.35	32.25	32.45
	450m 4:50.18	500m 5:22.67	550m 5:55.07	600m 6:27.70	650m 6:59.95	700m 7:32.63	750m 8:04.74	
	32.11	32.49	32.40	32.63	32.25	32.68	32.11	31.34
5	1	2	KOBRIKH Kristel	CHI	1985	0.78	8:36.74	6.99
	50m 30.86	100m 1:03.34	150m 1:35.76	200m 2:08.53	250m 2:40.89	300m 3:13.68	350m 3:46.03	400m 4:18.69
		32.48	32.42	32.77	32.36	32.79	32.35	32.66
	450m 4:50.93	500m 5:23.38	550m 5:55.65	600m 6:28.12	650m 7:00.43	700m 7:32.82	750m 8:05.07	
	32.24	32.45	32.27	32.47	32.31	32.39	32.25	31.67
6	2	4	NUNAN Amanda	TENN	1999	0.84	8:40.34	10.59
	50m 30.06	100m 1:02.37	150m 1:34.93	200m 2:07.61	250m 2:40.22	300m 3:12.84	350m 3:45.62	400m 4:18.38
		32.31	32.56	32.68	32.61	32.62	32.78	32.76
	450m 4:51.28	500m 5:24.28	550m 5:57.15	600m 6:30.02	650m 7:02.84	700m 7:35.58	750m 8:08.28	
	32.90	33.00	32.87	32.87	32.82	32.74	32.70	32.06
7	2	2	ROSENDAHL BACH Helena	DEN	2000	0.82	8:43.79	14.04
	50m 30.49	100m 1:03.39	150m 1:36.10	200m 2:09.09	250m 2:42.26	300m 3:15.06	350m 3:47.73	400m 4:20.66
		32.90	32.71	32.99	33.17	32.80	32.67	32.93
	450m 4:53.25	500m 5:26.21	550m 5:59.16	600m 6:32.30	650m 7:05.34	700m 7:38.58	750m 8:11.64	
	32.59	32.96	32.95	33.14	33.04	33.24	33.06	32.15
8	3	6	MILLER Hayden	CFSC	◆ 2004		8:44.76	15.01
	50m 30.21	100m 1:02.82	150m 1:36.10	200m 2:09.18	250m 2:42.31	300m 3:15.57	350m 3:48.58	400m 4:21.83
		32.61	33.28	33.08	33.13	33.26	33.01	33.25
	450m 4:54.49	500m 5:27.62	550m 6:00.37	600m 6:33.50	650m 7:06.42	700m 7:39.51	750m 8:12.42	
	32.66	33.13	32.75	33.13	32.92	33.09	32.91	32.34
9	1	8	GRIMES Katie	SAND	◆ 2006	0.65	8:44.91	15.16
	50m 29.83	100m 1:01.98	150m 1:33.92	200m 2:07.83	250m 2:41.12	300m 3:14.33	350m 3:47.20	400m 4:21.09
		32.15	31.94	33.91	33.29	33.21	32.87	33.89
	450m 4:54.27	500m 5:27.66	550m 6:00.85	600m 6:34.10	650m 7:07.11	700m 7:40.21	750m 8:12.77	
	33.18	33.39	33.19	33.25	33.01	33.10	32.56	32.14
10	2	3	O'CROININ Emma	EKSC	◆ 2003	0.80	8:46.35	16.60
	50m 30.30	100m 1:03.18	150m 1:36.30	200m 2:09.40	250m 2:42.51	300m 3:15.85	350m 3:49.19	400m 4:22.44
		32.88	33.12	33.10	33.11	33.34	33.34	33.25
	450m 4:55.45	500m 5:28.71	550m 6:01.87	600m 6:34.99	650m 7:08.23	700m 7:41.76	750m 8:14.87	
	33.01	33.26	33.16	33.12	33.24	33.53	33.11	31.48

Official Timekeeping by Omega





2020 Tyr Pro Swim Series

Knoxville, TN

January 16 - 19, 2020

Event 101 16 JAN 2020 - 04:00

Women's 800m Freestyle

Fastest Heats

Results Summary

Event Number 1

Fastest Heats

Rank	Heat	Lane	Name	Club Code	Year of Birth	R.T.	Time	Time Behind
11	2	1	FRERIKS Geena	KYA	1996	0.70	8:46.43	16.68
	50m 30.29	100m 1:03.19	150m 1:36.33	200m 2:09.73	250m 2:42.99	300m 3:16.31	350m 3:49.56	400m 4:22.99
			32.90	33.14	33.40	33.26	33.25	33.43
	450m 4:56.30	500m 5:29.72	550m 6:03.13	600m 6:36.49	650m 7:09.69	700m 7:42.69	750m 8:15.48	
			33.31	33.42	33.41	33.20	33.00	32.79
								30.95
12	2	5	STEGE Rachel	FOX	◆ 2003	0.76	8:47.29	17.54
	50m 29.64	100m 1:02.19	150m 1:35.44	200m 2:08.77	250m 2:42.60	300m 3:16.09	350m 3:50.03	400m 4:23.55
			32.55	33.25	33.33	33.49	33.94	33.52
	450m 4:57.33	500m 5:30.80	550m 6:04.28	600m 6:37.58	650m 7:11.11	700m 7:44.03	750m 8:16.74	
			33.78	33.47	33.48	33.53	32.92	32.71
								30.55
13	2	7	McCULLOH Abigail	SA	2002	0.74	8:47.97	18.22
	50m 30.52	100m 1:03.41	150m 1:36.87	200m 2:10.01	250m 2:43.54	300m 3:16.92	350m 3:50.52	400m 4:24.03
			32.89	33.46	33.14	33.53	33.60	33.51
	450m 4:57.36	500m 5:30.76	550m 6:04.28	600m 6:37.58	650m 7:10.80	700m 7:43.91	750m 8:16.94	
			33.33	33.40	33.52	33.22	33.11	33.03
								31.03
14	2	6	BELLIO Katrina	ESWI	◆ 2004	0.76	8:49.02	19.27
	50m 30.29	100m 1:02.92	150m 1:36.37	200m 2:09.67	250m 2:43.22	300m 3:16.45	350m 3:49.98	400m 4:23.40
			32.63	33.45	33.30	33.55	33.23	33.53
	450m 4:56.94	500m 5:30.39	550m 6:03.77	600m 6:37.29	650m 7:10.84	700m 7:43.97	750m 8:16.75	
			33.54	33.45	33.38	33.55	33.13	32.78
								32.27
15	1	7	JUNGBLUT Viviane	GNU	1996	0.76	8:49.74	19.99
	50m 31.12	100m 1:03.93	150m 1:36.97	200m 2:09.77	250m 2:42.82	300m 3:15.81	350m 3:49.34	400m 4:22.62
			32.81	33.04	33.05	32.99	33.53	33.28
	450m 4:56.02	500m 5:29.23	550m 6:02.60	600m 6:36.07	650m 7:09.73	700m 7:43.19	750m 8:17.04	
			33.40	33.21	33.37	33.66	33.46	33.85
								32.70
16	3	3	McINTOSH Summer	ESWI	◆ 2006	0.76	8:50.28	20.53
	50m 30.38	100m 1:02.97	150m 1:36.41	200m 2:09.92	250m 2:43.47	300m 3:16.77	350m 3:50.29	400m 4:23.67
			32.59	33.44	33.51	33.55	33.30	33.52
	450m 4:57.40	500m 5:31.06	550m 6:04.57	600m 6:38.11	650m 7:11.60	700m 7:44.92	750m 8:18.13	
			33.73	33.66	33.51	33.49	33.32	33.21
								32.15
17	2	8	ACKMAN Alyson	PCSC	1993	0.64	8:50.53	20.78
	50m 30.25	100m 1:03.26	150m 1:36.68	200m 2:09.93	250m 2:43.46	300m 3:16.81	350m 3:50.51	400m 4:23.74
			33.01	33.42	33.25	33.53	33.70	33.23
	450m 4:57.44	500m 5:30.67	550m 6:04.49	600m 6:37.83	650m 7:11.40	700m 7:44.85	750m 8:18.38	
			33.70	33.23	33.82	33.57	33.45	33.53
								32.15
18	1	1	PADINGTON Mackenzie	CAN	1999	0.75	8:51.88	22.13
	50m 29.88	100m 1:02.37	150m 1:35.26	200m 2:08.52	250m 2:41.86	300m 3:15.29	350m 3:48.91	400m 4:22.54
			32.49	32.89	33.26	33.34	33.62	33.63
	450m 4:56.10	500m 5:29.70	550m 6:03.84	600m 6:37.91	650m 7:11.61	700m 7:45.55	750m 8:19.09	
			33.56	33.60	34.14	33.70	33.94	33.54
								32.79
19	4	8	DUNFORD Abby	SAND	◆ 2006	0.79	8:53.16	23.41
	50m 30.26	100m 1:03.36	150m 1:37.01	200m 2:10.24	250m 2:43.92	300m 3:17.64	350m 3:51.40	400m 4:24.98
			33.10	33.65	33.23	33.68	33.72	33.76
	450m 4:58.77	500m 5:32.57	550m 6:06.16	600m 6:39.84	650m 7:13.63	700m 7:47.09	750m 8:20.76	
			33.79	33.80	33.59	33.79	33.46	33.67
								32.40
20	3	7	YEGRES COTTIN Maria	SCLN	◆ 2005	0.70	8:54.44	24.69
	50m 30.58	100m 1:02.83	150m 1:36.05	200m 2:09.22	250m 2:42.67	300m 3:16.23	350m 3:50.05	400m 4:23.78
			32.25	33.22	33.17	33.45	33.56	33.82
	450m 4:57.72	500m 5:31.63	550m 6:05.80	600m 6:39.70	650m 7:14.03	700m 7:47.98	750m 8:22.08	
			33.94	33.91	34.17	34.33	33.95	34.10
								32.36
21	3	4	MATTES Michaela	SYS	◆ 2005	0.81	8:55.13	25.38
	50m 30.11	100m 1:02.71	150m 1:36.20	200m 2:09.47	250m 2:43.15	300m 3:16.40	350m 3:50.14	400m 4:23.77
			32.60	33.49	33.27	33.68	33.25	33.74
	450m 4:57.40	500m 5:31.20	550m 6:05.33	600m 6:39.74	650m 7:14.08	700m 7:48.38	750m 8:22.45	
			33.63	33.80	34.13	34.34	34.30	34.07
								32.68
22	4	5	VETKOETTER Clare	TFA	◆ 2003	0.80	8:56.10	26.35
	50m 31.45	100m 1:05.07	150m 1:38.70	200m 2:12.80	250m 2:46.61	300m 3:20.33	350m 3:54.29	400m 4:28.13
			33.62	33.63	34.10	33.81	33.72	33.96
	450m 5:01.37	500m 5:34.71	550m 6:08.38	600m 6:41.85	650m 7:15.61	700m 7:49.31	750m 8:23.15	
			33.24	33.34	33.67	33.76	33.70	33.84
								32.95

Official Timekeeping by Omega





2020 Tyr Pro Swim Series

Knoxville, TN

January 16 - 19, 2020

Event 101 16 JAN 2020 - 04:00

Women's 800m Freestyle

Fastest Heats

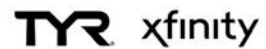
Results Summary

Event Number 1

Fastest Heats

Rank	Heat	Lane	Name	Club Code	Year of Birth	R.T.	Time	Time Behind
23	3	8	SAUICKIE Addie	SYS	◆ 2006	0.74	8:56.37	26.62
	50m 29.08	100m 1:03.74	150m 1:37.87	200m 2:11.48	250m 2:39.10	300m 3:19.15	350m 3:52.90	400m 4:26.99
		34.66	34.13	33.61	27.62	40.05	33.75	34.09
	450m 4:59.36	500m 5:34.51	550m 6:07.28	600m 6:42.24	650m 7:16.12	700m 7:50.00	750m 8:23.52	
	32.37	35.15	32.77	34.96	33.88	33.88	33.52	32.85
24	3	5	KUWATA Paige	SAND	◆ 2004	0.71	8:56.44	26.69
	50m 30.35	100m 1:03.08	150m 1:36.48	200m 2:10.07	250m 2:43.49	300m 3:17.13	350m 3:50.96	400m 4:24.95
		32.73	33.40	33.59	33.42	33.64	33.83	33.99
	450m 4:59.38	500m 5:33.78	550m 6:08.09	600m 6:41.69	650m 7:15.45	700m 7:49.52	750m 8:23.48	
	34.43	34.40	34.31	33.60	33.76	34.07	33.96	32.96
25	4	1	KNAPP Sophia	TIDE	◆ 2004	0.72	8:59.88	30.13
	50m 30.65	100m 1:05.11	150m 1:38.85	200m 2:13.71	250m 2:47.29	300m 3:21.83	350m 3:55.63	400m 4:29.21
		34.46	33.74	34.86	33.58	34.54	33.80	33.58
	450m 5:03.13	500m 5:36.95	550m 6:11.03	600m 6:44.78	650m 7:18.51	700m 7:52.91	750m 8:26.81	
	33.92	33.82	34.08	33.75	33.73	34.40	33.90	33.07
26	4	6	ROSS Kyla	CAN	2001	0.67	9:00.31	30.56
	50m 31.05	100m 1:04.52	150m 1:38.27	200m 2:12.13	250m 2:45.83	300m 3:19.73	350m 3:53.67	400m 4:27.75
		33.47	33.75	33.86	33.70	33.90	33.94	34.08
	450m 5:01.92	500m 5:36.15	550m 6:10.66	600m 6:44.99	650m 7:19.43	700m 7:54.13	750m 8:28.33	
	34.17	34.23	34.51	34.33	34.44	34.70	34.20	31.98
27	4	4	ALVAREZ Maria	TNAQ	1989	0.77	9:00.51	30.76
	50m 31.04	100m 1:04.45	150m 1:38.28	200m 2:11.97	250m 2:46.01	300m 3:20.05	350m 3:54.33	400m 4:28.62
		33.41	33.83	33.69	34.04	34.04	34.28	34.29
	450m 5:02.57	500m 5:36.88	550m 6:11.05	600m 6:45.61	650m 7:19.91	700m 7:54.16	750m 8:28.32	
	33.95	34.31	34.17	34.56	34.30	34.25	34.16	32.19
28	5	4	BELLARD Hannah	CW	◆ 2005	0.84	9:02.11	32.36
	50m 31.67	100m 1:05.51	150m 1:39.33	200m 2:13.62	250m 2:47.77	300m 3:22.06	350m 3:56.32	400m 4:30.44
		33.84	33.82	34.29	34.15	34.29	34.26	34.12
	450m 5:04.59	500m 5:38.40	550m 6:12.86	600m 6:46.80	650m 7:21.02	700m 7:55.36	750m 8:29.65	
	34.15	33.81	34.46	33.94	34.22	34.34	34.29	32.46
29	5	5	TRABA Mercedes	SYS	◆ 2003	0.70	9:04.30	34.55
	50m 31.35	100m 1:05.10	150m 1:39.12	200m 2:13.33	250m 2:47.15	300m 3:21.25	350m 3:55.08	400m 4:29.36
		33.75	34.02	34.21	33.82	34.10	33.83	34.28
	450m 5:03.81	500m 5:37.90	550m 6:12.39	600m 6:46.97	650m 7:21.87	700m 7:56.33	750m 8:31.07	
	34.45	34.09	34.49	34.58	34.90	34.46	34.74	33.23
30	3	1	WATTS Stella Grace	ATAC	◆ 2003	0.71	9:08.77	39.02
	50m 30.26	100m 1:03.13	150m 1:36.98	200m 2:10.91	250m 2:45.38	300m 3:20.02	350m 3:54.78	400m 4:29.78
		32.87	33.85	33.93	34.47	34.64	34.76	35.00
	450m 5:04.42	500m 5:39.40	550m 6:14.34	600m 6:49.43	650m 7:24.62	700m 7:59.89	750m 8:34.94	
	34.64	34.98	34.94	35.09	35.19	35.27	35.05	33.83
31	4	7	RANDALL Katherine	RIPT	◆ 2003	0.78	9:09.25	39.50
	50m 31.31	100m 1:05.17	150m 1:39.42	200m 2:13.89	250m 2:48.63	300m 3:23.03	350m 3:57.66	400m 4:32.30
		33.86	34.25	34.47	34.74	34.40	34.63	34.64
	450m 5:06.91	500m 5:41.57	550m 6:16.56	600m 6:51.43	650m 7:26.31	700m 8:01.13	750m 8:35.74	
	34.61	34.66	34.99	34.87	34.88	34.82	34.61	33.51
32	4	2	CHANG Claudia	AQJT	2002	0.75	9:12.50	42.75
	50m 31.60	100m 1:05.68	150m 1:39.78	200m 2:14.19	250m 2:48.36	300m 3:23.08	350m 3:57.51	400m 4:31.79
		34.08	34.10	34.41	34.17	34.72	34.43	34.28
	450m 5:06.26	500m 5:41.04	550m 6:16.01	600m 6:51.42	650m 7:26.68	700m 8:02.25	750m 8:37.85	
	34.47	34.78	34.97	35.41	35.26	35.57	35.60	34.65
33	5	3	DAVIE Alicia	SYS	2002	0.65	9:17.49	47.74
	50m 31.69	100m 1:05.39	150m 1:39.29	200m 2:13.50	250m 2:47.73	300m 3:22.53	350m 3:57.26	400m 4:32.44
		33.70	33.90	34.21	34.23	34.80	34.73	35.18
	450m 5:07.79	500m 5:43.22	550m 6:18.76	600m 6:54.23	650m 7:30.27	700m 8:06.00	750m 8:41.88	
	35.35	35.43	35.54	35.47	36.04	35.73	35.88	35.61
34	4	3	CALDOW Elle	TIDE	2002	0.83	9:17.74	47.99
	50m 31.01	100m 1:05.00	150m 1:39.15	200m 2:13.42	250m 2:47.79	300m 3:22.42	350m 3:57.29	400m 4:32.58
		33.99	34.15	34.27	34.37	34.63	34.87	35.29
	450m 5:07.99	500m 5:43.90	550m 6:19.93	600m 6:55.82	650m 7:31.52	700m 8:07.22	750m 8:42.87	
	35.41	35.91	36.03	35.89	35.70	35.70	35.65	34.87
	3	2	RAZEWSKI Morgan	MAC-NC	◆ 2004		DNS	

Official Timekeeping by Omega





2020 Tyr Pro Swim Series

Knoxville, TN

January 16 - 19, 2020

Event 101 16 JAN 2020 - 04:00

Women's 800m Freestyle

Fastest Heats

Results Summary

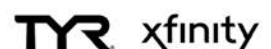
Event Number 1

Fastest Heats

Rank	Heat	Lane	Name	Club Code	Year of Birth	R.T.	Time	Time Behind
------	------	------	------	-----------	---------------	------	------	-------------

Legend:								
AM	Americas Record	CR	Championship Record	DNS	Did Not Start	R.T.	Reaction Time	
US	US Open Record	WJ	World Junior Record	WR	World Record	♦	Junior swimmer	

Official Timekeeping by Omega





2020 Tyr Pro Swim Series

Knoxville, TN

January 16 - 19, 2020

Event 102 16 JAN 2020 - 04:10

Men's 800m Freestyle

Fastest Heats

Results Summary

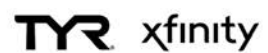
Event Number 2

	Record	Splits			Name	Club Code	Location	Date
WR	7:32.12	55.20	1:52.55	3:46.79	ZHANG Lin	CHN	Rome (ITA)	29 JUL 2009
US	7:44.57	55.99	1:54.69	3:52.75	GROTHE Zane	USA	Irvine, CA (USA)	29 JUL 2018
CR	7:49.96				McBROOM Michael	USA	Santa Clara (USA)	1 JAN 2014
AM	7:43.60	56.98	1:56.76	3:52.80	McBROOM Michael	USA	Barcelona (ESP)	31 JUL 2013
WJ	7:45.67	55.75	1:53.99	3:52.05	BEST TIME		Dubai (UAE)	28 AUG 2013

Fastest Heats

Rank	Heat	Lane	Name	Club Code	Year of Birth	R.T.	Time	Time Behind
1	1	5	NORGAARD Alexander	DEN	2000	0.70	7:59.63	
			50m 27.70 100m 57.64 150m 1:27.78 200m 1:57.82 250m 2:28.16 300m 2:58.57 350m 3:29.07 400m 3:59.45					
			29.94 30.14 30.04 30.34 30.41 30.50 30.38					
			450m 4:29.63 500m 4:59.73 550m 5:29.89 600m 6:00.29 650m 6:30.52 700m 7:00.64 750m 7:30.64					
			30.18 30.10 30.16 30.40 30.23 30.12 30.00 28.99					
2	1	4	GROTHE Zane	BCH	1992	0.69	8:03.21	3.58
			50m 27.44 100m 57.62 150m 1:28.38 200m 1:58.83 250m 2:29.50 300m 2:59.78 350m 3:30.35 400m 4:01.08					
			30.18 30.76 30.45 30.67 30.28 30.57 30.73					
			450m 4:31.44 500m 5:01.85 550m 5:32.65 600m 6:03.40 650m 6:34.11 700m 7:04.03 750m 7:34.06					
			30.36 30.41 30.80 30.75 30.71 29.92 30.03 29.15					
3	2	5	ABBOTT Taylor	TENN	1998	0.72	8:05.51	5.88
			50m 28.21 100m 58.21 150m 1:28.82 200m 1:59.51 250m 2:30.22 300m 3:00.77 350m 3:31.51 400m 4:01.95					
			30.00 30.61 30.69 30.71 30.55 30.74 30.44					
			450m 4:32.86 500m 5:03.70 550m 5:34.55 600m 6:05.03 650m 6:35.91 700m 7:06.48 750m 7:36.32					
			30.91 30.84 30.85 30.48 30.88 30.57 29.84 29.19					
4	1	8	BAGSHAW Jeremy	CAN	1992	0.69	8:06.17	6.54
			50m 27.06 100m 57.78 150m 1:27.72 200m 1:59.41 250m 2:29.56 300m 3:00.87 350m 3:31.31 400m 4:02.75					
			30.72 29.94 31.69 30.15 31.31 30.44 31.44					
			450m 4:33.11 500m 5:04.82 550m 5:36.00 600m 6:07.20 650m 6:37.80 700m 7:07.98 750m 7:36.73					
			30.36 31.71 31.18 31.20 30.60 30.18 28.75 29.44					
5	1	3	ACOSTA Marcelo	CARD	1996	0.73	8:06.25	6.62
			50m 28.15 100m 58.49 150m 1:29.32 200m 2:00.28 250m 2:31.02 300m 3:01.82 350m 3:32.52 400m 4:03.30					
			30.34 30.83 30.96 30.74 30.80 30.70 30.78					
			450m 4:33.99 500m 5:04.78 550m 5:35.66 600m 6:06.24 650m 6:36.87 700m 7:07.51 750m 7:37.34					
			30.69 30.79 30.88 30.58 30.63 30.64 29.83 28.91					
6	2	8	GRIMES Sawyer	SAND	2001	0.63	8:07.51	7.88
			50m 27.40 100m 56.75 150m 1:27.06 200m 1:57.47 250m 2:28.38 300m 2:59.13 350m 3:30.26 400m 4:00.96					
			29.35 30.31 30.41 30.91 30.75 31.13 30.70					
			450m 4:32.02 500m 5:02.99 550m 5:32.83 600m 6:04.83 650m 6:34.32 700m 7:06.53 750m 7:36.13					
			31.06 30.97 29.84 32.00 29.49 32.21 29.60 31.38					
7	1	6	MAGAHEY Jake	SA	2001	0.73	8:07.65	8.02
			50m 27.78 100m 57.96 150m 1:28.56 200m 1:58.97 250m 2:29.69 300m 3:00.52 350m 3:31.75 400m 4:02.76					
			30.18 30.60 30.41 30.72 30.83 31.23 31.01					
			450m 4:33.77 500m 5:04.73 550m 5:35.96 600m 6:07.07 650m 6:37.93 700m 7:08.50 750m 7:38.97					
			31.01 30.96 31.23 31.11 30.86 30.57 30.47 28.68					
8	2	4	BECKER Dylan	SAND	◆ 2002	0.68	8:10.27	10.64
			50m 27.73 100m 57.82 150m 1:28.56 200m 1:59.23 250m 2:30.41 300m 3:01.18 350m 3:32.28 400m 4:03.27					
			30.09 30.74 30.67 31.18 30.77 31.10 30.99					
			450m 4:34.03 500m 5:05.13 550m 5:36.16 600m 6:07.09 650m 6:38.20 700m 7:09.14 750m 7:40.15					
			30.76 31.10 31.03 30.93 31.11 30.94 31.01 30.12					
9	3	6	RICE Sam	TNAQ	1996	0.70	8:11.97	12.34
			50m 28.11 100m 58.76 150m 1:29.60 200m 2:00.71 250m 2:31.33 300m 3:02.20 350m 3:33.04 400m 4:04.18					
			30.65 30.84 31.11 30.62 30.87 30.84 31.14					
			450m 4:34.95 500m 5:05.94 550m 5:36.89 600m 6:08.01 650m 6:39.28 700m 7:10.67 750m 7:41.65					
			30.77 30.99 30.95 31.12 31.27 31.39 30.98 30.32					
10	4	6	LI Stanford	PCSC	◆ 2002	0.65	8:12.19	12.56
			50m 28.09 100m 57.97 150m 1:28.31 200m 1:59.21 250m 2:30.11 300m 3:01.26 350m 3:32.35 400m 4:03.58					
			29.88 30.34 30.90 30.90 31.15 31.09 31.23					
			450m 4:34.65 500m 5:05.86 550m 5:37.16 600m 6:08.80 650m 6:40.12 700m 7:11.60 750m 7:42.30					
			31.07 31.21 31.30 31.64 31.32 31.48 30.70 29.89					

Official Timekeeping by Omega





2020 Tyr Pro Swim Series

Knoxville, TN

January 16 - 19, 2020

Event 102 16 JAN 2020 - 04:10

Men's 800m Freestyle

Fastest Heats

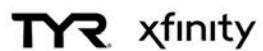
Results Summary

Event Number 2

Fastest Heats

Rank	Heat	Lane	Name	Club Code	Year of Birth	R.T.	Time	Time Behind
11	2	2	HERON David	MVN	1995	0.67	8:13.63	14.00
	50m 28.21	100m 58.80	150m 1:29.39	200m 2:00.55	250m 2:31.88	300m 3:03.46	350m 3:34.80	400m 4:06.39
		30.59	30.89	31.16	31.33	31.58	31.34	31.59
	450m 4:37.51	500m 5:08.71	550m 5:39.84	600m 6:10.93	650m 6:42.09	700m 7:13.20	750m 7:43.83	
	31.12	31.20	31.13	31.09	31.16	31.11	30.63	29.80
12	1	7	BROTHERS Peter	UCSC	1996	0.71	8:16.16	16.53
	50m 28.13	100m 58.42	150m 1:29.31	200m 2:00.31	250m 2:31.29	300m 3:02.66	350m 3:34.13	400m 4:05.83
		30.29	30.89	31.00	30.98	31.37	31.47	31.70
	450m 4:37.49	500m 5:08.97	550m 5:40.77	600m 6:12.14	650m 6:43.80	700m 7:15.19	750m 7:46.32	
	31.66	31.48	31.80	31.37	31.66	31.39	31.13	29.84
13	2	6	ROSE Dare	SCAR	◆ 2002	0.70	8:16.25	16.62
	50m 28.04	100m 58.60	150m 1:29.62	200m 2:00.40	250m 2:31.42	300m 3:02.18	350m 3:33.65	400m 4:05.08
		30.56	31.02	30.78	31.02	30.76	31.47	31.43
	450m 4:36.87	500m 5:08.43	550m 5:40.40	600m 6:12.03	650m 6:43.96	700m 7:15.19	750m 7:46.24	
	31.79	31.56	31.97	31.63	31.93	31.23	31.05	30.01
14	1	1	HEDLIN Eric	CAN	1993	0.70	8:16.49	16.86
	50m 28.23	100m 58.83	150m 1:29.76	200m 2:00.87	250m 2:31.96	300m 3:03.26	350m 3:34.37	400m 4:05.84
		30.60	30.93	31.11	31.09	31.30	31.11	31.47
	450m 4:36.89	500m 5:08.86	550m 5:40.44	600m 6:12.39	650m 6:43.97	700m 7:15.68	750m 7:46.75	
	31.05	31.97	31.58	31.95	31.58	31.71	31.07	29.74
15	2	3	ZAKALA Josh	CAN	1998	0.74	8:17.57	17.94
	50m 28.09	100m 58.16	150m 1:28.92	200m 1:59.83	250m 2:31.18	300m 3:02.33	350m 3:33.83	400m 4:05.39
		30.07	30.76	30.91	31.35	31.15	31.50	31.56
	450m 4:37.25	500m 5:09.06	550m 5:40.98	600m 6:12.90	650m 6:44.62	700m 7:16.31	750m 7:47.67	
	31.86	31.81	31.92	31.92	31.72	31.69	31.36	29.90
16	4	5	CRANFIELD Conor	SWIM	◆ 2002	0.71	8:17.62	17.99
	50m 28.10	100m 58.89	150m 1:30.04	200m 2:01.32	250m 2:32.71	300m 3:04.08	350m 3:35.75	400m 4:07.06
		30.79	31.15	31.28	31.39	31.37	31.67	31.31
	450m 4:38.81	500m 5:10.86	550m 5:42.73	600m 6:14.30	650m 6:45.89	700m 7:17.23	750m 7:48.05	
	31.75	32.05	31.87	31.57	31.59	31.34	30.82	29.57
17	3	5	McGILLIVRAY Michal	ROD	◆ 2002	0.74	8:19.05	19.42
	50m 29.43	100m 1:00.20	150m 1:31.77	200m 2:03.19	250m 2:34.69	300m 3:06.46	350m 3:38.30	400m 4:10.07
		30.77	31.57	31.42	31.50	31.77	31.84	31.77
	450m 4:42.18	500m 5:13.52	550m 5:45.27	600m 6:16.38	650m 6:47.86	700m 7:18.83	750m 7:49.61	
	32.11	31.34	31.75	31.11	31.48	30.97	30.78	29.44
18	4	4	SIMPSON Blake	SMSC	2001	0.78	8:19.59	19.96
	50m 28.96	100m 1:00.28	150m 1:31.59	200m 2:02.65	250m 2:34.00	300m 3:05.06	350m 3:37.14	400m 4:08.44
		31.32	31.31	31.06	31.35	31.06	32.08	31.30
	450m 4:39.81	500m 5:11.96	550m 5:43.87	600m 6:15.14	650m 6:47.13	700m 7:17.99	750m 7:49.82	
	31.37	32.15	31.91	31.27	31.99	30.86	31.83	29.77
19	3	2	LUCAS Cooper	LAC	◆ 2005	0.71	8:20.00	20.37
	50m 28.11	100m 58.96	150m 1:30.48	200m 2:01.91	250m 2:33.33	300m 3:04.73	350m 3:36.16	400m 4:07.71
		30.85	31.52	31.43	31.42	31.40	31.43	31.55
	450m 4:39.21	500m 5:11.06	550m 5:43.03	600m 6:14.90	650m 6:46.95	700m 7:18.77	750m 7:49.88	
	31.50	31.85	31.97	31.87	32.05	31.82	31.11	30.12
20	1	2	WIESER Chris	DART	1995	0.67	8:21.05	21.42
	50m 27.36	100m 57.56	150m 1:27.86	200m 1:59.19	250m 2:30.50	300m 3:01.63	350m 3:32.78	400m 4:04.54
		30.20	30.30	31.33	31.31	31.13	31.15	31.76
	450m 4:36.46	500m 5:08.84	550m 5:40.71	600m 6:12.97	650m 6:44.85	700m 7:16.86	750m 7:48.99	
	31.92	32.38	31.87	32.26	31.88	32.01	32.13	32.06
21	4	2	SANDERS Ethan	TENN	1999	0.70	8:21.33	21.70
	50m 28.05	100m 58.35	150m 1:30.05	200m 2:01.60	250m 2:33.70	300m 3:05.43	350m 3:37.37	400m 4:08.94
		30.30	31.70	31.55	32.10	31.73	31.94	31.57
	450m 4:41.46	500m 5:12.58	550m 5:44.29	600m 6:15.86	650m 6:47.98	700m 7:19.50	750m 7:50.94	
	32.52	31.12	31.71	31.57	32.12	31.52	31.44	30.39
22	3	3	LLOYD Owen	NCAC	2001	0.80	8:21.40	21.77
	50m 28.36	100m 59.13	150m 1:30.67	200m 2:02.33	250m 2:33.97	300m 3:05.72	350m 3:37.48	400m 4:09.00
		30.77	31.54	31.66	31.64	31.75	31.76	31.52
	450m 4:40.80	500m 5:12.60	550m 5:44.49	600m 6:16.41	650m 6:48.21	700m 7:19.94	750m 7:51.28	
	31.80	31.80	31.89	31.92	31.80	31.73	31.34	30.12

Official Timekeeping by Omega





2020 Tyr Pro Swim Series

Knoxville, TN

January 16 - 19, 2020

Event 102 16 JAN 2020 - 04:10

Men's 800m Freestyle

Fastest Heats

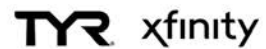
Results Summary

Event Number 2

Fastest Heats

Rank	Heat	Lane	Name	Club Code	Year of Birth	R.T.	Time	Time Behind
23	2	1	HINAWI Marc	TENN	1997	0.69	8:23.17	23.54
	50m 28.17	100m 58.83	150m 1:29.84	200m 2:01.07	250m 2:32.66	300m 3:04.16	350m 3:35.99	400m 4:07.92
		30.66	31.01	31.23	31.59	31.50	31.83	31.93
	450m 4:39.61	500m 5:11.46	550m 5:43.72	600m 6:16.32	650m 6:48.42	700m 7:20.61	750m 7:52.61	
	31.69	31.85	32.26	32.60	32.10	32.19	32.00	30.56
24	3	1	ZUCKER Logan	MAC-NC	◆ 2003	0.67	8:23.24	23.61
	50m 28.81	100m 59.78	150m 1:31.27	200m 2:02.78	250m 2:34.53	300m 3:06.47	350m 3:38.27	400m 4:10.33
		30.97	31.49	31.51	31.75	31.94	31.80	32.06
	450m 4:42.20	500m 5:14.46	550m 5:46.32	600m 6:18.21	650m 6:49.97	700m 7:21.47	750m 7:52.51	
	31.87	32.26	31.86	31.89	31.76	31.50	31.04	30.73
25	5	4	HIGDON Stuart	ATAC	◆ 2003	0.70	8:23.87	24.24
	50m 29.19	100m 1:00.82	150m 1:32.54	200m 2:04.60	250m 2:36.58	300m 3:08.62	350m 3:40.35	400m 4:12.46
		31.63	31.72	32.06	31.98	32.04	31.73	32.11
	450m 4:44.21	500m 5:15.83	550m 5:47.82	600m 6:19.54	650m 6:51.22	700m 7:22.87	750m 7:53.92	
	31.75	31.62	31.99	31.72	31.68	31.65	31.05	29.95
26	6	3	CUSTER Liam	SYS	◆ 2004	0.72	8:24.36	24.73
	50m 28.73	100m 1:00.16	150m 1:32.05	200m 2:03.71	250m 2:35.24	300m 3:06.91	350m 3:38.79	400m 4:10.48
		31.43	31.89	31.66	31.53	31.67	31.88	31.69
	450m 4:42.16	500m 5:14.07	550m 5:45.98	600m 6:17.94	650m 6:50.00	700m 7:22.03	750m 7:53.87	
	31.68	31.91	31.91	31.96	32.06	32.03	31.84	30.49
27	2	7	REYNOLDS Parker	SMSC	◆ 2004	0.73	8:26.39	26.76
	50m 28.60	100m 59.07	150m 1:30.39	200m 2:01.82	250m 2:33.51	300m 3:05.10	350m 3:37.27	400m 4:08.98
		30.47	31.32	31.43	31.69	31.59	32.17	31.71
	450m 4:41.39	500m 5:13.49	550m 5:46.17	600m 6:17.53	650m 6:50.77	700m 7:22.30	750m 7:55.74	
	32.41	32.10	32.68	31.36	33.24	31.53	33.44	30.65
28	5	1	GUSEV Alexander	SYS	2001	0.69	8:26.62	26.99
	50m 28.70	100m 1:00.27	150m 1:32.46	200m 2:04.68	250m 2:36.82	300m 3:08.99	350m 3:41.08	400m 4:13.27
		31.57	32.19	32.22	32.14	32.17	32.09	32.19
	450m 4:45.10	500m 5:17.04	550m 5:49.32	600m 6:21.29	650m 6:53.26	700m 7:24.76	750m 7:55.97	
	31.83	31.94	32.28	31.97	31.97	31.50	31.21	30.65
29	5	2	STAUNCH Ryan	SWIM	◆ 2002	0.79	8:27.49	27.86
	50m 29.20	100m 1:01.43	150m 1:33.06	200m 2:04.85	250m 2:36.54	300m 3:08.44	350m 3:40.24	400m 4:12.36
		32.23	31.63	31.79	31.69	31.90	31.80	32.12
	450m 4:44.32	500m 5:16.24	550m 5:48.36	600m 6:20.48	650m 6:52.83	700m 7:25.05	750m 7:56.81	
	31.96	31.92	32.12	32.12	32.35	32.22	31.76	30.68
30	3	4	BROWN Eric	PCSC	◆ 2002	0.79	8:28.34	28.71
	50m 28.63	100m 59.68	150m 1:31.09	200m 2:02.85	250m 2:34.84	300m 3:07.14	350m 3:39.31	400m 4:11.53
		31.05	31.41	31.76	31.99	32.30	32.17	32.22
	450m 4:43.90	500m 5:16.40	550m 5:48.57	600m 6:20.95	650m 6:53.05	700m 7:25.29	750m 7:57.37	
	32.37	32.50	32.17	32.38	32.10	32.24	32.08	30.97
31	5	6	MILLER Brandon	NCAC	◆ 2003	0.65	8:28.84	29.21
	50m 29.42	100m 1:01.48	150m 1:32.94	200m 2:04.61	250m 2:36.35	300m 3:08.41	350m 3:40.59	400m 4:12.99
		32.06	31.46	31.67	31.74	32.06	32.18	32.40
	450m 4:45.37	500m 5:17.88	550m 5:50.36	600m 6:22.90	650m 6:54.99	700m 7:27.55	750m 7:59.52	
	32.38	32.51	32.48	32.54	32.09	32.56	31.97	29.32
32	3	8	HUSSEY Patrick	PCSC	2001	0.83	8:30.42	30.79
	50m 28.63	100m 59.94	150m 1:31.37	200m 2:02.89	250m 2:34.61	300m 3:06.75	350m 3:38.96	400m 4:11.17
		31.31	31.43	31.52	31.72	32.14	32.21	32.21
	450m 4:43.44	500m 5:15.92	550m 5:48.86	600m 6:21.41	650m 6:54.21	700m 7:26.46	750m 7:59.03	
	32.27	32.48	32.94	32.55	32.80	32.25	32.57	31.39
33	4	7	MOHAMMED Kareem	ROD	2000	0.65	8:30.73	31.10
	50m 29.51	100m 1:01.27	150m 1:33.29	200m 2:05.17	250m 2:36.91	300m 3:08.52	350m 3:40.61	400m 4:12.49
		31.76	32.02	31.88	31.74	31.61	32.09	31.88
	450m 4:44.49	500m 5:16.70	550m 5:49.28	600m 6:21.81	650m 6:54.23	700m 7:26.79	750m 7:59.37	
	32.00	32.21	32.58	32.53	32.42	32.56	32.58	31.36
34	5	3	DON James	SCAR	◆ 2003	0.66	8:32.22	32.59
	50m 29.94	100m 1:01.67	150m 1:34.17	200m 2:06.08	250m 2:38.67	300m 3:11.05	350m 3:43.45	400m 4:15.83
		31.73	32.50	31.91	32.59	32.38	32.40	32.38
	450m 4:48.26	500m 5:20.52	550m 5:52.88	600m 6:25.46	650m 6:57.94	700m 7:29.98	750m 8:01.38	
	32.43	32.26	32.36	32.58	32.48	32.04	31.40	30.84

Official Timekeeping by Omega





2020 Tyr Pro Swim Series

Knoxville, TN

January 16 - 19, 2020

Event 102 16 JAN 2020 - 04:10

Men's 800m Freestyle

Fastest Heats

Results Summary

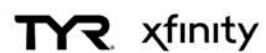
Event Number 2

Fastest Heats

Rank	Heat	Lane	Name	Club Code	Year of Birth	R.T.	Time	Time Behind
35	3	7	PLIUSKAITIS Stuart	SNOW	2000	0.77	8:32.24	32.61
	50m 28.97	100m 1:00.52	150m 1:32.24	200m 2:03.97	250m 2:35.83	300m 3:07.94	350m 3:39.88	400m 4:12.39
		31.55	31.72	31.73	31.86	32.11	31.94	32.51
	450m 4:44.72	500m 5:17.39	550m 5:49.93	600m 6:22.39	650m 6:55.18	700m 7:27.76	750m 8:00.36	
	32.33	32.67	32.54	32.46	32.79	32.58	32.60	31.88
36	6	4	TAYLOR Andrew	TBAC	♦ 2004	0.74	8:32.68	33.05
	50m 28.71	100m 1:00.02	150m 1:32.43	200m 2:04.59	250m 2:36.99	300m 3:09.23	350m 3:41.99	400m 4:14.54
		31.31	32.41	32.16	32.40	32.24	32.76	32.55
	450m 4:46.98	500m 5:19.26	550m 5:51.69	600m 6:24.38	650m 6:56.89	700m 7:29.22	750m 8:01.56	
	32.44	32.28	32.43	32.69	32.51	32.33	32.34	31.12
37	4	3	MORALES Yeziel	AZFL	1996	0.68	8:33.84	34.21
	50m 28.94	100m 1:01.13	150m 1:33.78	200m 2:06.18	250m 2:39.05	300m 3:11.49	350m 3:43.43	400m 4:15.84
		32.19	32.65	32.40	32.87	32.44	31.94	32.41
	450m 4:48.10	500m 5:20.80	550m 5:52.88	600m 6:25.63	650m 6:57.93	700m 7:30.35	750m 8:02.26	
	32.26	32.70	32.08	32.75	32.30	32.42	31.91	31.58
38	6	6	McFARLAND Tristan	TOPS	♦ 2002	0.73	8:34.97	35.34
	50m 29.59	100m 1:01.35	150m 1:33.15	200m 2:05.42	250m 2:37.65	300m 3:10.01	350m 3:42.63	400m 4:15.37
		31.76	31.80	32.27	32.23	32.36	32.62	32.74
	450m 4:47.76	500m 5:20.37	550m 5:52.98	600m 6:25.58	650m 6:58.34	700m 7:31.14	750m 8:03.89	
	32.39	32.61	32.61	32.60	32.76	32.80	32.75	31.08
39	5	8	COTE Ben	SPA-FL	♦ 2003	0.68	8:35.01	35.38
	50m 29.46	100m 1:01.59	150m 1:34.11	200m 2:07.05	250m 2:38.99	300m 3:11.51	350m 3:43.65	400m 4:16.19
		32.13	32.52	32.94	31.94	32.52	32.14	32.54
	450m 4:48.46	500m 5:21.12	550m 5:53.91	600m 6:26.58	650m 6:58.99	700m 7:31.59	750m 8:04.03	
	32.27	32.66	32.79	32.67	32.41	32.60	32.44	30.98
40	5	5	BRETZMANN Peter	NCAC	♦ 2003	0.71	8:37.25	37.62
	50m 29.22	100m 1:01.71	150m 1:33.92	200m 2:06.08	250m 2:38.07	300m 3:10.37	350m 3:42.67	400m 4:15.40
		32.49	32.21	32.16	31.99	32.30	32.30	32.73
	450m 4:48.09	500m 5:20.80	550m 5:53.47	600m 6:26.13	650m 6:59.34	700m 7:31.98	750m 8:05.27	
	32.69	32.71	32.67	32.66	33.21	32.64	33.29	31.98
41	4	1	KWINTER Charlie	ESWI	♦ 2004	0.69	8:42.39	42.76
	50m 29.20	100m 1:00.36	150m 1:32.62	200m 2:05.12	250m 2:38.14	300m 3:11.18	350m 3:44.60	400m 4:18.34
		31.16	32.26	32.50	33.02	33.04	33.42	33.74
	450m 4:51.72	500m 5:25.23	550m 5:58.56	600m 6:31.77	650m 7:04.92	700m 7:37.85	750m 8:10.70	
	33.38	33.51	33.33	33.21	33.15	32.93	32.85	31.69
42	4	8	SHEPPARD Aj	CLOV	♦ 2002	0.74	8:44.69	45.06
	50m 29.51	100m 1:01.67	150m 1:34.76	200m 2:07.54	250m 2:40.53	300m 3:13.43	350m 3:46.29	400m 4:18.93
		32.16	33.09	32.78	32.99	32.90	32.86	32.64
	450m 4:51.79	500m 5:24.91	550m 5:58.22	600m 6:31.48	650m 7:05.11	700m 7:38.59	750m 8:12.24	
	32.86	33.12	33.31	33.26	33.63	33.48	33.65	32.45
43	6	5	SOSNOVIK Danylo	PCSC	1999	0.71	8:48.45	48.82
	50m 29.50	100m 1:00.42	150m 1:32.19	200m 2:04.42	250m 2:36.95	300m 3:09.87	350m 3:42.72	400m 4:15.98
		30.92	31.77	32.23	32.53	32.92	32.85	33.26
	450m 4:49.58	500m 5:23.35	550m 5:57.50	600m 6:32.09	650m 7:06.71	700m 7:40.89	750m 8:14.91	
	33.60	33.77	34.15	34.59	34.62	34.18	34.02	33.54
44	5	7	NGAN Owen	UN-OR	♦ 2003	0.69	8:52.34	52.71
	50m 30.20	100m 1:02.48	150m 1:35.19	200m 2:08.15	250m 2:40.95	300m 3:13.91	350m 3:46.69	400m 4:20.08
		32.28	32.71	32.96	32.80	32.96	32.78	33.39
	450m 4:53.54	500m 5:27.48	550m 6:01.65	600m 6:35.85	650m 7:10.16	700m 7:44.33	750m 8:18.67	
	33.46	33.94	34.17	34.20	34.31	34.17	34.34	33.67
45	6	2	ATKINSON Ike	MAC-NC	2001	0.78	8:53.03	53.40
	50m 28.48	100m 1:00.33	150m 1:32.81	200m 2:05.69	250m 2:39.10	300m 3:13.10	350m 3:46.87	400m 4:20.27
		31.85	32.48	32.88	33.41	34.00	33.77	33.40
	450m 4:54.60	500m 5:29.48	550m 6:03.82	600m 6:38.61	650m 7:12.18	700m 7:46.47	750m 8:19.81	
	34.33	34.88	34.34	34.79	33.57	34.29	33.34	33.22

Legend:	AM Americas Record	CR Championship Record	R.T. Reaction Time	US US Open Record
	WJ World Junior Record	WR World Record	♦ Junior swimmer	

Official Timekeeping by Omega





2020 Tyr Pro Swim Series

Knoxville, TN

January 16 - 19, 2020

Event 3

17 JAN 2020 - 09:30

Women's 200m Freestyle

Heats

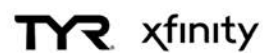
Results Summary

Event Number 3

	Record	Splits			Name	Club Code	Location	Date
WR	1:52.98	27.34	55.60	1:24.38	PELLEGRINI Federica	ITA	Rome (ITA)	29 JUL 2009
US	1:54.40	27.01	55.61	1:24.89	SCHMITT Allison	USA	Omaha, NE (USA)	28 JUN 2012
CR	1:54.43				LEDECKY Katie	USA	Austin (USA)	1 JAN 2016
AM	1:53.61	27.18	55.38	1:24.35	SCHMITT Allison	USA	London (GBR)	31 JUL 2012
WJ	1:54.81				RUCK Taylor	USA	Gold Coast (AUS)	5 APR 2018

Rank	Heat	Lane	Name	Club Code	Year of Birth	R.T.	50m	100m	150m	Time	Time Behind
1	6	5	OLEKSIAK Penny	CAN	2000	0.76	27.45	57.18	1:28.11	1:58.77	A
2	5	4	SCHMITT Allison	SUN	1990	0.75	28.20	58.31	1:28.74	1:59.04	0.27 A
3	5	5	MARGALIS Melanie	SPA-FL	1991	0.68	28.51	58.80	1:28.97	1:59.05	0.28 A
4	4	4	MANUEL Simone	ALTO	1996	0.75	28.25	58.49	1:28.96	1:59.16	0.39 A
5	6	6	MEITZ Kaersten	BA	1995	0.82	28.68	58.91	1:29.43	1:59.63	0.86 A
6	5	2	COX Madisyn	TXLA	1995	0.68	28.64	59.16	1:29.65	1:59.78	1.01 A
=7	5	3	FLICKINGER Hali	SUN	1994	0.75	28.92	59.27	1:29.82	1:59.85	1.08 A
=7	6	2	SMITH Regan	RIPT	2002	0.72	27.91	58.07	1:28.97	1:59.85	1.08 A
9	4	6	RAAB Meaghan	NAC	1996	0.74	28.66	58.68	1:29.53	2:00.17	1.40 B
10	4	5	SANCHEZ Kayla	CAN	2001	0.70	27.87	58.10	1:29.31	2:00.18	1.41 B
11	4	3	SMITH Rebecca	CAN	2000	0.71	28.15	58.81	1:29.63	2:00.19	1.42 B
12	6	8	BROWN Erika	TENN	1998	0.65	28.18	58.69	1:29.69	2:00.29	1.52 B
13	6	3	COMERFORD Mallory	CARD	1997	0.68	28.40	59.02	1:30.00	2:00.45	1.68 B
14	5	6	WEYANT Emma	SYS	2001	0.85	28.97	59.36	1:30.41	2:01.20	2.43 B
15	5	8	ROSENDAHL BACH Helena	DEN	2000	0.84	29.15	59.53	1:30.61	2:01.21	2.44 B
16	2	7	SMALL Meghan	TENN	1998	0.72	28.25	58.83	1:29.91	2:01.39	2.62 B
17	4	7	ACKMAN Alyson	PCSC	1993	0.68	28.91	59.29	1:30.16	2:01.44	2.67 C
18	3	3	LUDLOW Danica	UCSC	1996	0.66	28.85	59.39	1:30.57	2:01.58	2.81 C
19	2	3	GEER Margo	MVN	1992	0.67	27.35	57.64	1:29.61	2:01.72	2.95 C
20	1	5	SIMS Bella	SAND	◆ 2005	0.65	27.85	58.52	1:30.38	2:01.84	3.07 C
21	4	2	O'CROININ Emma	EKSC	◆ 2003	0.78	28.11	59.02	1:30.31	2:01.91	3.14 C
22	6	1	FRERIKS Geena	KYA	1996	0.70	28.75	59.39	1:30.55	2:01.99	3.22 C
23	7	2	CARDWELL Summer	TBAC	◆ 2004	0.74	28.29	58.80	1:30.52	2:02.03	3.26 C

Official Timekeeping by Omega





2020 Tyr Pro Swim Series

Knoxville, TN

January 16 - 19, 2020

Event 3

17 JAN 2020 - 09:30

Women's 200m Freestyle

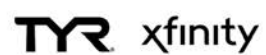
Heats

Results Summary

Event Number 3

Rank	Heat	Lane	Name	Club Code	Year of Birth	R.T.	50m	100m	150m	Time	Time Behind
24	6	7	BRO Signe	DEN	1999	0.76	28.75	59.29 30.54	1:30.62 31.33	2:02.30 31.68	3.53 C
25	3	4	McMURRAY Olivia	SWIM	◆ 2003	0.75	29.07	1:00.19 31.12	1:31.92 31.73	2:02.47 30.55	3.70 D
26	5	1	GOSS Kennedy	GGST	1996	0.65	29.13	59.88 30.75	1:31.40 31.52	2:02.85 31.45	4.08 D
27	3	5	SULLIVAN Erica	SAND	2000	0.65	29.03	59.97 30.94	1:31.79 31.82	2:02.93 31.14	4.16 D
28	6	4	RUCK Taylor	CAN	2000	0.75	27.98	58.80 30.82	1:30.55 31.75	2:03.20 32.65	4.43 D
29	3	8	HINDS Natalie	ABSC	1993	0.69	28.88	1:00.33 31.45	1:31.99 31.66	2:03.21 31.22	4.44 D
30	2	8	McCARVILLE Kate	SPA-AR	◆ 2003	0.67	29.03	1:00.17 31.14	1:31.96 31.79	2:03.53 31.57	4.76 D
31	10	5	BURROUGHS Julia	TNAQ	◆ 2004	0.74	29.16	1:00.56 31.40	1:32.29 31.73	2:03.65 31.36	4.88 D
32	3	6	WALSH Gretchen	NAC	◆ 2003	0.79	28.61	59.46 30.85	1:31.64 32.18	2:03.70 32.06	4.93 D
33	2	2	ROTHROCK Trude	TENN	1999	0.66	28.54	59.63 31.09	1:31.54 31.91	2:03.86 32.32	5.09 R
34	4	1	STEGE Rachel	FOX	◆ 2003	0.76	28.72	59.83 31.11	1:32.24 32.41	2:04.10 31.86	5.33 R
35	8	5	BRATTON Lisa	AGS	1996	0.69	29.58	1:01.30 31.72	1:33.10 31.80	2:04.17 31.07	5.40
36	2	5	NUNAN Amanda	TENN	1999	0.88	29.49	1:01.06 31.57	1:32.99 31.93	2:04.20 31.21	5.43
37	1	7	HETRICK Paige	BRAD	2002	0.69	28.59	1:00.50 31.91	1:32.78 32.28	2:04.27 31.49	5.50
38	11	4	AVILA Julimar	UN-NE	1997	0.70	29.10	1:00.77 31.67	1:32.77 32.00	2:04.30 31.53	5.53
39	1	6	WAGNER Annika	WILD	2002	0.68	29.59	1:00.87 31.28	1:32.91 32.04	2:04.33 31.42	5.56
40	2	6	NOVELLINE Carly	WILD	◆ 2004	0.69	28.71	59.96 31.25	1:32.03 32.07	2:04.34 32.31	5.57
41	9	4	SAUICKIE Addie	SYS	◆ 2006	0.72	29.54	1:01.38 31.84	1:32.92 31.54	2:04.39 31.47	5.62
42	5	7	PADINGTON Mackenzie	CAN	1999	0.74	28.33	59.90 31.57	1:32.34 32.44	2:04.55 32.21	5.78
43	1	8	SAMANSKY Abby	TENN	2001	0.79	28.83	1:00.15 31.32	1:32.98 32.83	2:04.60 31.62	5.83
44	7	1	McCULLOH Abigail	SA	2002	0.76	28.95	1:00.62 31.67	1:32.95 32.33	2:04.79 31.84	6.02
45	7	4	GRIMES Katie	SAND	◆ 2006	0.70	29.54	1:01.21 31.67	1:33.65 32.44	2:05.11 31.46	6.34
46	4	8	BELLIO Katrina	ESWI	◆ 2004	0.75	29.64	1:01.15 31.51	1:33.24 32.09	2:05.23 31.99	6.46
47	3	2	ZAVAROS Mabel	OAK	2000	0.71	29.16	1:00.84 31.68	1:33.39 32.55	2:05.25 31.86	6.48
48	1	4	BARR Savannah	SYS	2002	0.75	29.60	1:01.08 31.48	1:32.95 31.87	2:05.27 32.32	6.50
49	3	7	WILSON Kayla	TIDE	◆ 2004	0.71	29.40	1:01.66 32.26	1:33.60 31.94	2:05.31 31.71	6.54
50	2	4	CALDOW Elle	TIDE	2002	0.80	29.34	1:00.70 31.36	1:33.08 32.38	2:05.32 32.24	6.55

Official Timekeeping by Omega





2020 Tyr Pro Swim Series

Knoxville, TN

January 16 - 19, 2020

Event 3

17 JAN 2020 - 09:30

Women's 200m Freestyle

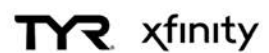
Heats

Results Summary

Event Number 3

Rank	Heat	Lane	Name	Club Code	Year of Birth	R.T.	50m	100m	150m	Time	Time Behind
51	3	1	GANTRIIS Emily	DEN	1999	0.71	28.78	1:00.09 31.31	1:32.81 32.72	2:05.33 32.52	6.56
52	8	2	WENG Vivian	GS	2002	0.76	29.36	1:00.90 31.54	1:33.19 32.29	2:05.49 32.30	6.72
53	9	7	DENIGAN Mariah	LAK	◆ 2003	0.72	29.69	1:01.67 31.98	1:33.98 32.31	2:05.52 31.54	6.75
54	1	2	MATTES Michaela	SYS	◆ 2005	0.80	29.11	1:00.48 31.37	1:33.30 32.82	2:05.77 32.47	7.00
55	9	5	THATCHER Zoe	SST	1996	0.76	29.07	1:00.67 31.60	1:33.37 32.70	2:05.81 32.44	7.04
56	12	5	MILLER Hayden	CFSC	◆ 2004	0.80	29.48	1:00.99 31.51	1:33.80 32.81	2:05.84 32.04	7.07
57	7	5	McENROE Kirsti	YSSC	◆ 2004	0.75	30.13	1:02.40 32.27	1:34.79 32.39	2:05.87 31.08	7.10
58	10	1	LANE Nicola	RAYS	2002	0.73	29.66	1:01.97 32.31	1:34.35 32.38	2:06.01 31.66	7.24
=59	7	3	WEIR Amanda	SA	1986	0.73	29.82	1:01.65 31.83	1:33.99 32.34	2:06.16 32.17	7.39
=59	7	8	LIANG Christey	EKSC	◆ 2004	0.66	29.87	1:01.91 32.04	1:34.20 32.29	2:06.16 31.96	7.39
61	8	7	WATTS Stella Grace	ATAC	◆ 2003	0.71	29.23	1:01.01 31.78	1:33.90 32.89	2:06.31 32.41	7.54
62	1	3	ALVAREZ Maria	TNAQ	1989	0.74	29.69	1:01.66 31.97	1:34.27 32.61	2:06.74 32.47	7.97
=63	9	3	CRUSH Annabel	LAK	2002	0.79	29.69	1:01.66 31.97	1:34.27 32.61	2:06.75 32.48	7.98
=63	10	4	ALLEN Mara	SMST	2002	0.69	30.00	1:02.44 32.44	1:34.74 32.30	2:06.75 32.01	7.98
65	8	4	COOPER Grace	DLTA	2002	0.72	30.11	1:02.55 32.44	1:34.75 32.20	2:06.88 32.13	8.11
66	11	2	PONSON Allyson	AZFL	1995	0.66	28.46	1:00.66 32.20	1:33.35 32.69	2:07.03 33.68	8.26
67	10	3	LANNING Mackenzie	LAK	◆ 2004	0.77	30.05	1:02.17 32.12	1:35.02 32.85	2:07.58 32.56	8.81
68	10	7	SWEENEY Reagan	SA	◆ 2003	0.77	30.62	1:02.96 32.34	1:35.64 32.68	2:07.64 32.00	8.87
69	7	6	BELLARD Hannah	CW	◆ 2005	0.80	30.33	1:02.83 32.50	1:35.64 32.81	2:07.66 32.02	8.89
70	9	8	STONE McKenna	FOX	◆ 2003	0.69	29.67	1:02.06 32.39	1:35.17 33.11	2:07.80 32.63	9.03
71	1	1	STRICKLIN Sydney	CW	◆ 2003	0.69	29.43	1:01.38 31.95	1:34.53 33.15	2:07.81 33.28	9.04
72	10	2	WATSON-BROWN Logan	BAY	◆ 2003	0.72	29.94	1:02.71 32.77	1:35.35 32.64	2:07.84 32.49	9.07
73	10	6	CHANG Claudia	AQJT	2002	0.73	30.49	1:02.77 32.28	1:35.43 32.66	2:08.13 32.70	9.36
74	8	6	SHIELDS Kendall	TENN	2000	0.79	30.02	1:02.48 32.46	1:35.06 32.58	2:08.33 33.27	9.56
75	11	7	BARTON Sarah	MAC-NC	2002	0.76	29.59	1:02.05 32.46	1:35.57 33.52	2:08.47 32.90	9.70
76	2	1	DALEY Elan	ESWI	◆ 2005	0.77	28.91	1:00.72 31.81	1:34.23 33.51	2:08.48 34.25	9.71
77	11	1	HURT Lauren	NAC	2001	0.72	29.44	1:01.61 32.17	1:35.07 33.46	2:08.52 33.45	9.75

Official Timekeeping by Omega





2020 Tyr Pro Swim Series

Knoxville, TN

January 16 - 19, 2020

Event 3

17 JAN 2020 - 09:30

Women's 200m Freestyle

Heats

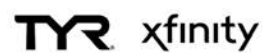
Results Summary

Event Number 3

Rank	Heat	Lane	Name	Club Code	Year of Birth	R.T.	50m	100m	150m	Time	Time Behind
78	11	8	MURPHY Rosie	SMST	◆ 2004	0.67	30.22	1:03.44 33.22	1:36.55 33.11	2:08.55 32.00	9.78
79	11	3	RANDALL Katherine	RIPT	◆ 2003	0.74	30.04	1:02.14 32.10	1:35.35 33.21	2:08.80 33.45	10.03
80	12	4	DAVIS Jessica	DLTA	2001	0.72	30.42	1:03.30 32.88	1:36.33 33.03	2:09.10 32.77	10.33
81	11	6	JORGENSEN Jojo	AQJT	2001	0.73	29.48	1:01.65 32.17	1:35.06 33.41	2:09.21 34.15	10.44
82	8	8	MARTIN Allison	FISH	◆ 2003	0.82	30.41	1:03.47 33.06	1:37.13 33.66	2:10.66 33.53	11.89
83	8	3	LENIHAN Emily	LAK	2002	0.71	30.60	1:03.91 33.31	1:37.91 34.00	2:10.87 32.96	12.10
84	12	6	YANDLE Ava	MAC-NC	◆ 2003	0.74	30.57	1:03.34 32.77	1:37.38 34.04	2:10.90 33.52	12.13
85	8	1	YODER Kylie	MAC-NC	◆ 2003	0.73	29.87	1:02.60 32.73	1:36.72 34.12	2:11.30 34.58	12.53
86	10	8	KETSLAKH Abbey	CW	◆ 2003	0.70	29.99	1:02.82 32.83	1:37.14 34.32	2:11.41 34.27	12.64
87	9	6	GABLE Isabella	TENN	2000	0.80	30.65	1:03.33 32.68	1:37.61 34.28	2:11.83 34.22	13.06
88	12	3	RUAN Tiffanie	FOX	2002	0.62	30.28	1:03.82 33.54	1:38.07 34.25	2:11.89 33.82	13.12
89	9	2	WILLIAMS Taylor	AQJT	◆ 2003	0.69	30.75	1:03.96 33.21	1:38.33 34.37	2:13.03 34.70	14.26
90	9	1	SAND Adair	UN-FL	2001	0.69	30.99	1:04.69 33.70	1:39.04 34.35	2:13.31 34.27	14.54
	7	7	RAZEWSKI Morgan	MAC-NC	◆ 2004					DNS	
	11	5	YULE Katie	SMST	2002					DNS	

A	Qualified for final A	AM	Americas Record	B	Qualified for final B
C	Qualified for final C	CR	Championship Record	D	Qualified for final D
DNS	Did Not Start	R	Reserve	R.T.	Reaction Time
US	US Open Record	WJ	World Junior Record	WR	World Record
◆	Junior swimmer				

Official Timekeeping by Omega





2020 Tyr Pro Swim Series

Knoxville, TN

January 16 - 19, 2020

Event 4

17 JAN 2020 - 09:45

Men's 200m Freestyle

Heats

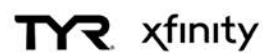
Results Summary

Event Number 4

	Record	Splits			Name	Club Code	Location	Date
WR	1:42.00	24.23	50.12	1:16.30	BIEDERMANN Paul	GER	Rome (ITA)	28 JUL 2009
US	1:44.10	24.89	51.00	1:17.81	PHELPS Michael	USA	Omaha, NE (USA)	1 JUL 2008
CR	1:44.82				YANG Sun	JPN	Santa Clara (USA)	1 JAN 2016
AM	1:42.96	24.31	50.29	1:16.84	PHELPS Michael	USA	Beijing (CHN)	12 AUG 2008
WJ	1:46.13				WINNINGTON Elijah	AUS	Bisbane (AUS)	18 DEC 2018

Rank	Heat	Lane	Name	Club Code	Year of Birth	R.T.	50m	100m	150m	Time	Time Behind
1	4	5	FOSTER Carson	RAYS	2001	0.68	25.58	52.76	1:20.83	1:49.04	A
2	5	3	MAGAHEY Jake	SA	2001	0.74	25.93	53.74	1:22.28	1:50.31	1.27 A
=3	4	3	SCHREUDERS Mikel	UN-MV	1998	0.68	25.95	54.23	1:22.57	1:50.59	1.55 A
=3	4	4	APPLE Zach	MVN	1997	0.65	25.65	53.50	1:21.86	1:50.59	1.55 A
5	5	2	ROSE Dare	SCAR	◆ 2002	0.69	25.91	53.72	1:22.19	1:50.82	1.78 A
6	6	3	GROTHER Zane	BCH	1992	0.72	26.14	54.50	1:23.07	1:50.92	1.88 A
7	5	1	REILMAN Joey	TNAQ	1997	0.70	25.43	53.16	1:21.98	1:51.18	2.14 A
8	5	5	HOUSE Grant	SUN	1998	0.66	26.47	54.73	1:23.17	1:51.28	2.24 A
9	6	4	SELISKAR Andrew	CAL	1996	0.70	26.32	54.83	1:23.62	1:51.29	2.25 B
10	6	8	SZABO Norbert Szabo	UN-VA	1996	0.62	26.04	54.50	1:23.18	1:51.41	2.37 B
11	6	6	BAGSHAW Jeremy	CAN	1992	0.69	26.59	55.04	1:23.77	1:52.00	2.96 B
12	4	6	ACEVEDO Javier	AJAX	1998	0.63	26.03	54.16	1:23.33	1:52.14	3.10 B
13	6	7	DAVIS Wyatt	CSC-IN	2001	0.67	26.64	55.26	1:24.03	1:52.22	3.18 B
14	2	2	NORGAARD Alexander	DEN	2000	0.69	26.75	55.17	1:23.94	1:52.30	3.26 B
15	4	7	AL-YAMANI Mokhtar	CW	1997	0.60	26.07	54.56	1:23.48	1:52.36	3.32 B
16	5	6	MITCHELL Jake	CSC-IN	2001	0.70	26.29	54.85	1:24.02	1:52.38	3.34 B
17	4	8	BROTHERS Peter	UCSC	1996	0.69	26.36	54.84	1:23.79	1:52.92	3.88 C
18	5	7	RYSGAARD Mathias	DEN	1998	0.63	25.59	54.54	1:23.48	1:53.03	3.99 C
19	3	5	McDONALD Jacob	RAYS	◆ 2002	0.67	26.46	54.93	1:24.23	1:53.40	4.36 C
20	2	4	HOOVER Sam	NCAC	◆ 2003	0.63	26.60	55.70	1:24.64	1:53.43	4.39 C
21	6	2	OLAFSON Carson	CAN	1997	0.68	25.78	54.52	1:23.97	1:53.44	4.40 C
22	4	1	RUTTER Jonathan	UN-VA	1996	0.68	26.48	55.35	1:24.53	1:53.49	4.45 C
23	2	7	LICON Will	TXLA	1994	0.69	26.14	54.91	1:24.58	1:53.69	4.65 C

Official Timekeeping by Omega





2020 Tyr Pro Swim Series

Knoxville, TN

January 16 - 19, 2020

Event 4

17 JAN 2020 - 09:45

Men's 200m Freestyle

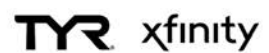
Heats

Results Summary

Event Number 4

Rank	Heat	Lane	Name	Club Code	Year of Birth	R.T.	50m	100m	150m	Time	Time Behind
=24	6	1	ACOSTA Marcelo	CARD	1996	0.69	27.09	56.02 28.93	1:25.13 29.11	1:53.70 28.57	4.66 ?
=24	8	3	CONNOLLY Alec	TENN	1998	0.64	26.42	55.37 28.95	1:24.38 29.01	1:53.70 29.32	4.66 ?
26	1	4	COLE William	LAK	2001	0.69	26.00	54.25 28.25	1:24.00 29.75	1:53.77 29.77	4.73 D
27	8	4	LI Stanford	PCSC	◆ 2002	0.67	26.81	55.39 28.58	1:24.82 29.43	1:53.84 29.02	4.80 D
28	2	6	HINAWI Marc	TENN	1997	0.70	26.65	55.36 28.71	1:24.78 29.42	1:53.96 29.18	4.92 D
29	7	5	HERON David	MVN	1995	0.66	26.58	55.17 28.59	1:24.68 29.51	1:54.11 29.43	5.07 D
30	3	1	ARAYA Gabriel	AZFL	1999	0.77	26.80	55.81 29.01	1:25.59 29.78	1:54.33 28.74	5.29 D
31	3	4	PALASCHUK Brian	ROD	1998	0.71	26.89	56.22 29.33	1:25.66 29.44	1:54.58 28.92	5.54 D
32	4	2	WIESER Chris	DART	1995	0.67	27.54	56.88 29.34	1:25.71 28.83	1:54.73 29.02	5.69 D
33	3	8	CHANEY Adam	RAYS	◆ 2002	0.67	26.45	56.28 29.83	1:25.35 29.07	1:54.79 29.44	5.75 R
=34	2	1	YANCHULIS Noah	UN-NJ	1996	0.68	26.74	56.00 29.26	1:26.03 30.03	1:54.90 28.87	5.86 R?
=34	5	8	SKAANING Daniel	DEN	1993	0.59	26.12	55.07 28.95	1:24.74 29.67	1:54.90 30.16	5.86 R?
36	7	4	LEBUKE James	CAN	◆ 2002	0.68	26.58	56.06 29.48	1:25.92 29.86	1:55.00 29.08	5.96
37	8	5	GRIMES Sawyer	SAND	2001	0.63	27.23	56.13 28.90	1:25.78 29.65	1:55.07 29.29	6.03
38	8	1	PONCE de LEON Rafael	BSS	2000	0.77	26.91	56.13 29.22	1:25.82 29.69	1:55.20 29.38	6.16
39	2	8	BRIGGS Nolan	TENN	2000	0.66	25.99	55.04 29.05	1:25.38 30.34	1:55.21 29.83	6.17
40	3	7	FLEAGLE Josh	UN-OH	1993	0.72	27.63	58.03 30.40	1:27.77 29.74	1:55.34 27.57	6.30
41	10	4	CRANFIELD Conor	SWIM	◆ 2002	0.75	27.14	55.83 28.69	1:25.81 29.98	1:55.45 29.64	6.41
42	7	3	POWELL Jacob	UN-MR	2001	0.64	27.12	56.19 29.07	1:25.94 29.75	1:55.59 29.65	6.55
43	1	8	ATKINSON Ike	MAC-NC	2001	0.77	26.41	55.46 29.05	1:25.47 30.01	1:55.61 30.14	6.57
44	3	6	WALSH Josh	TENN	1999	0.64	26.84	56.08 29.24	1:26.16 30.08	1:55.75 29.59	6.71
45	3	3	HEASLEY Ethan	HEAT	2001	0.69	26.93	56.51 29.58	1:26.44 29.93	1:55.82 29.38	6.78
46	7	2	McGILLIVRAY Michal	ROD	◆ 2002	0.72	26.84	56.10 29.26	1:26.49 30.39	1:55.85 29.36	6.81
47	1	1	LUCAS Cooper	LAC	◆ 2005	0.72	26.56	55.78 29.22	1:26.27 30.49	1:56.00 29.73	6.96
=48	1	7	POELKE Boyd	MAC-NC	2001	0.71	26.78	56.30 29.52	1:26.54 30.24	1:56.27 29.73	7.23
=48	10	6	GARCIA Kyle	SMST	◆ 2002	0.66	27.59	57.67 30.08	1:27.52 29.85	1:56.27 28.75	7.23
50	11	5	CHAVEZ William	TOPS	2001	0.62	27.31	56.81 29.50	1:26.81 30.00	1:56.42 29.61	7.38

Official Timekeeping by Omega





2020 Tyr Pro Swim Series

Knoxville, TN

January 16 - 19, 2020

Event 4

17 JAN 2020 - 09:45

Men's 200m Freestyle

Heats

Results Summary

Event Number 4

Rank	Heat	Lane	Name	Club Code	Year of Birth	R.T.	50m	100m	150m	Time	Time Behind
51	2	3	COTE Lukas	SPA-FL	2001	0.64	26.35	55.39 29.04	1:25.56 30.17	1:56.49 30.93	7.45
52	9	6	NELSON Baylor	MAC-NC	◆ 2003	0.69	27.84	57.70 29.86	1:27.86 30.16	1:56.56 28.70	7.52
53	8	8	LIN Kevin	UN-MR	2000	0.71	26.91	56.15 29.24	1:26.17 30.02	1:56.62 30.45	7.58
54	3	2	BAILEY Seth	TENN	2000	0.61	26.58	55.66 29.08	1:25.96 30.30	1:56.63 30.67	7.59
55	9	2	CROOKS Jordan	CAY	◆ 2002	0.67	27.40	57.19 29.79	1:27.57 30.38	1:56.73 29.16	7.69
56	9	3	GEHRIG John	MAC-NC	◆ 2002	0.69	27.16	56.87 29.71	1:27.25 30.38	1:56.84 29.59	7.80
57	7	7	ZUCKER Logan	MAC-NC	◆ 2003	0.64	26.83	56.32 29.49	1:27.24 30.92	1:57.34 30.10	8.30
58	9	1	PLIUSKAITIS Stuart	SNOW	2000	0.72	27.79	57.56 29.77	1:27.89 30.33	1:57.39 29.50	8.35
59	10	1	DON James	SCAR	◆ 2003	0.64	27.52	56.91 29.39	1:26.85 29.94	1:57.43 30.58	8.39
60	7	8	FALLS Tanner	UN-MR	2001	0.68	27.04	56.61 29.57	1:27.33 30.72	1:57.51 30.18	8.47
61	11	4	STAUNCH Ryan	SWIM	◆ 2002	0.75	27.80	57.25 29.45	1:27.75 30.50	1:57.73 29.98	8.69
62	2	5	VANDEUSEN Jack	BSS	2001	0.67	27.31	56.85 29.54	1:27.65 30.80	1:58.09 30.44	9.05
63	8	7	REYNOLDS Parker	SMSC	◆ 2004	0.69	27.75	57.35 29.60	1:28.24 30.89	1:58.12 29.88	9.08
64	7	6	HUSSEY Patrick	PCSC	2001	0.77	27.20	56.29 29.09	1:27.20 30.91	1:58.17 30.97	9.13
65	10	8	BECKER Dylan	SAND	◆ 2002	0.67	27.99	58.22 30.23	1:28.33 30.11	1:58.20 29.87	9.16
66	8	2	GIRAUDEAU Joel	TENN	2000	0.61	26.75	56.64 29.89	1:27.04 30.40	1:58.32 31.28	9.28
67	7	1	HILL Robert	UCSC	1996	0.63	27.49	57.23 29.74	1:28.15 30.92	1:58.35 30.20	9.31
68	9	5	SHEPPARD Aj	CLOV	◆ 2002	0.73	27.93	57.96 30.03	1:28.44 30.48	1:58.73 30.29	9.69
69	9	7	FULLUM-HUOT Edouard	PCSC	◆ 2002	0.70	27.56	57.90 30.34	1:29.10 31.20	1:58.81 29.71	9.77
70	1	5	ROBINS Philippe	PCSC	◆ 2002	0.73	26.44	55.65 29.21	1:26.64 30.99	1:58.91 32.27	9.87
71	10	3	BROWN Eric	PCSC	◆ 2002	0.74	27.76	58.16 30.40	1:29.14 30.98	1:59.16 30.02	10.12
72	9	8	ANDERSON Jack	LAK	◆ 2003	0.71	27.76	58.26 30.50	1:29.74 31.48	1:59.86 30.12	10.82
73	8	6	CULETU Justin	UN-PC	◆ 2002	0.70	27.73	57.76 30.03	1:28.45 30.69	1:59.91 31.46	10.87
74	9	4	MURRAY Nathan	TENN	1997	0.69	27.75	58.30 30.55	1:29.79 31.49	2:00.09 30.30	11.05
75	11	6	ROSELY Zane	CW	◆ 2002	0.63	27.75	58.06 30.31	1:29.51 31.45	2:00.62 31.11	11.58
76	10	2	BARNETT Wes	MAC-NC	◆ 2002	0.71	28.05	58.91 30.86	1:30.49 31.58	2:01.70 31.21	12.66
77	10	7	LORSON Oakley	CSC-MV	◆ 2002	0.70	28.37	58.78 30.41	1:29.89 31.11	2:01.99 32.10	12.95

Official Timekeeping by Omega





2020 Tyr Pro Swim Series

Knoxville, TN

January 16 - 19, 2020

Event 4

17 JAN 2020 - 09:45

Men's 200m Freestyle

Heats

Results Summary

Event Number 4

Rank	Heat	Lane	Name	Club Code	Year of Birth	R.T.	50m	100m	150m	Time	Time Behind
78	10	5	KIRK Jackson	BSS	2001	0.71	27.88	58.46 30.58	1:30.69 32.23	2:02.60 31.91	13.56
	1	2	ABBOTT Taylor	TENN	1998					DNS	
	1	3	MORALES Yeziel	AZFL	1996					DNS	
	5	4	FARRIS Dean	HARV	1997					DNS	
	6	5	CONGER Jack	CAV	1994					DNS	
	11	3	ZITO Nick	UN-IL	1994					DNS	
	1	6	KISIL Yuri	CAN	1995					DSQ	

Legend:

?	Involved in swim-off	A	Qualified for final A	AM	Americas Record
B	Qualified for final B	C	Qualified for final C	CR	Championship Record
D	Qualified for final D	DNS	Did Not Start	DSQ	Disqualified
R	Reserve	R.T.	Reaction Time	R?	Involved in swim-off (reserve)
US	US Open Record	WJ	World Junior Record	WR	World Record
♦	Junior swimmer				

Official Timekeeping by Omega



MARRIOTT BONVOY



Neptune-Benson EVOQUA



TYR xfinity



2020 Tyr Pro Swim Series

Knoxville, TN

January 16 - 19, 2020

Event 5

17 JAN 2020 - 09:59

Women's 100m Breaststroke

Heats

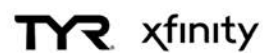
Results Summary

Event Number 5

	Record	Split	Name	Club Code	Location	Date
WR	1:04.13	29.80	KING Lilly	USA	Budapest (HUN)	25 JUL 2017
US	1:04.45	29.80	HARDY Jessica	USA	Federal Way, WA (USA)	7 AUG 2009
CR	1:05.57		SONI Rebecca	USA	Charlotte (USA)	1 JAN 2011
AM	1:04.13	29.80	KING Lilly	USA	Budapest (HUN)	25 JUL 2017
WJ	1:05.39	30.48	MEILUTYTE Ruta	LTU	Nanjing (CHN)	20 AUG 2014

Rank	Heat	Lane	Name	Club Code	Year of Birth	R.T.	50m	Time	Time Behind
1	5	4	LAZOR Annie	MVN	1994	0.71	31.97	1:07.72 35.75	A
2	4	3	HANSSON Sophie	NCS	1998	0.74	32.16	1:08.04 35.88	0.32 A
3	6	3	ESCOBEDO Emily	COND	1995	0.65	32.80	1:09.01 36.21	1.29 A
4	6	6	SUMRALL Micah	CGSC	1990	0.73	32.87	1:09.10 36.23	1.38 A
5	4	4	GALAT Bethany	AGS	1995	0.65	32.69	1:09.11 36.42	1.39 A
6	4	5	ULYETT Jocelyn	LU	1995	0.71	33.43	1:09.97 36.54	2.25 A
7	4	6	JACOBY Lydia	STSC	◆ 2004	0.68	32.82	1:10.02 37.20	2.30 A
8	5	2	WEBER Emma	TOPS	◆ 2004	0.71	33.29	1:10.33 37.04	2.61 A
9	6	5	SMITH Kierra	CAN	1994	0.68	33.69	1:10.58 36.89	2.86 B
10	6	1	MORLEY Laura	BAH	1996	0.74	34.05	1:10.92 36.87	3.20 B
11	6	2	POPOV Nikol	TENN	1999	0.72	33.65	1:11.28 37.63	3.56 B
12	4	7	HERRMANN Danielle	CLOV	1987	0.66	33.61	1:11.48 37.87	3.76 B
13	5	5	KNELSON Faith	CAN	2001	0.71	33.28	1:11.74 38.46	4.02 B
14	6	8	DAVISON Chase	TOPS	◆ 2004	0.70	33.54	1:11.82 38.28	4.10 B
15	5	6	YEUNG Jamie	CW	1997	0.66	34.09	1:11.93 37.84	4.21 B
16	6	7	ANDERSON Olivia	TXLA	1997	0.74	33.62	1:12.14 38.52	4.42 B
17	3	2	McENROE Annika	YSSC	2002	0.68	34.35	1:12.15 37.80	4.43 C
18	3	4	HAMBLIN Kaylee	MSA	◆ 2003	0.70	33.53	1:12.17 38.64	4.45 C
19	2	7	OWNBEY Hannah	YSSC	2001	0.67	34.05	1:12.18 38.13	4.46 C
20	3	3	BACON Phoebe	NCAP	2002	0.70	33.92	1:12.21 38.29	4.49 C
21	4	2	BROUWER Aubree	SPA-AR	◆ 2003	0.73	34.30	1:12.59 38.29	4.87 C
22	3	5	NELSON Emme	MAC-NC	2001	0.72	34.48	1:12.84 38.36	5.12 C
23	5	8	MANGAOANG Desirae	MAC-NC	2002	0.65	34.71	1:13.02 38.31	5.30 C

Official Timekeeping by Omega





2020 Tyr Pro Swim Series

Knoxville, TN

January 16 - 19, 2020

Event 5

17 JAN 2020 - 09:59

Women's 100m Breaststroke

Heats

Results Summary

Event Number 5

Rank	Heat	Lane	Name	Club Code	Year of Birth	R.T.	50m	Time	Time Behind	
24	1	5	CURTIS Brynn	YORK	2002	0.81	34.50	1:13.03 38.53	5.31	C
=25	1	4	WEYANT Gracie	SYS	◆ 2005	0.77	34.92	1:13.19 38.27	5.47	D
=25	3	1	MENDENHALL Olivia	SPA-AR	◆ 2003	0.86	34.90	1:13.19 38.29	5.47	D
27	2	5	LUGBILL Reese	RAYS	2002	0.76	34.43	1:13.21 38.78	5.49	D
28	2	2	CHAHBANDOUR Claire	TOPS	◆ 2003	0.72	34.15	1:13.25 39.10	5.53	D
29	3	6	DENNIS Holley	TOPS	2002	0.77	34.62	1:13.38 38.76	5.66	D
30	4	8	FOLEY Sally	PCAC	2002	0.72	34.20	1:13.43 39.23	5.71	D
31	3	8	JOHNSON Gigi	SA	◆ 2004	0.73	34.85	1:13.49 38.64	5.77	D
32	5	1	BRADAC Sophia	TOPS	2001	0.72	34.17	1:13.52 39.35	5.80	D
33	2	1	JANNASCH Jady	LAC	2002	0.75	34.67	1:13.57 38.90	5.85	R
34	8	5	DEEDY Anne	EKC	◆ 2004	0.72	35.16	1:13.59 38.43	5.87	R
35	4	1	BARAKEY Lauren	TIDE	2002	0.71	34.49	1:13.62 39.13	5.90	
36	5	7	RAINEY Grace	MAC-NC	◆ 2004	0.82	34.91	1:13.94 39.03	6.22	
37	2	3	LIBLER Jordyn	CW	◆ 2003	0.67	34.87	1:13.97 39.10	6.25	
38	7	3	GUAN Xiaoyun	CHEN	◆ 2003	0.79	34.41	1:13.98 39.57	6.26	
39	1	2	KOUTAVAS Madison	BSS	2002	0.74	34.67	1:14.00 39.33	6.28	
40	3	7	STADDEN Isabelle	AQJT	2002	0.66	34.88	1:14.27 39.39	6.55	
41	1	8	HOLMAN Hannah	TENN	1996	0.70	34.86	1:14.30 39.44	6.58	
42	1	1	KEMENY Saige	ATAC	2001	0.74	35.14	1:14.46 39.32	6.74	
43	1	3	HWANG Emma	CHEN	◆ 2004	0.86	34.85	1:14.84 39.99	7.12	
44	2	6	MARTIN Mary	DSMY	◆ 2003	0.84	34.93	1:15.03 40.10	7.31	
45	1	7	McGANN Bridget	DLTA	◆ 2006	0.76	35.60	1:15.20 39.60	7.48	
46	7	5	GIESLER Emily	ROSE	2001	0.74	36.08	1:15.28 39.20	7.56	
47	8	3	WETTELAND Kelly	PA	◆ 2004	0.67	35.03	1:15.33 40.30	7.61	
48	7	4	PLATEK Ella	NAC	2002	0.73	35.94	1:15.40 39.46	7.68	
49	9	4	JORGENSON Jojo	AQJT	2001	0.74	35.15	1:15.71 40.56	7.99	
50	8	2	MUHITCH Seanna	LAC	◆ 2006	0.70	35.94	1:15.74 39.80	8.02	

Official Timekeeping by Omega





2020 Tyr Pro Swim Series

Knoxville, TN

January 16 - 19, 2020

Event 5

17 JAN 2020 - 09:59

Women's 100m Breaststroke

Heats

Results Summary

Event Number 5

Rank	Heat	Lane	Name	Club Code	Year of Birth	R.T.	50m	Time	Time Behind
51	8	4	LUGBILL Ashley	RAYS	2002	0.84	35.41	1:15.90 40.49	8.18
52	8	7	LO Jade	ESWI	♦ 2004	0.66	35.95	1:16.11 40.16	8.39
53	7	2	NGUYEN Mandolin	UN-MR	2001	0.70	34.77	1:16.19 41.42	8.47
54	7	8	GORDON Jewel	BAY	2001	0.59	34.49	1:16.28 41.79	8.56
55	7	1	GRAHAM Madison	TENN	1997	0.73	35.47	1:16.52 41.05	8.80
56	1	6	SCHWAB Carly	BSS	2001	0.76	34.88	1:16.86 41.98	9.14
57	2	8	PARKINSON Maxine	DLTA	2002	0.68	36.25	1:17.35 41.10	9.63
58	7	7	PARDUS Kaila	SCSCSC	2002	0.68	36.70	1:17.88 41.18	10.16
59	9	5	YU Audrey	SAND	♦ 2004	0.65	37.07	1:21.38 44.31	13.66
	2	4	SYKES Emily	TENN	1998			DNS	
	5	3	COX Madisyn	TXLA	1995			DNS	
	6	4	HANNIS Molly	TNAQ	1992			DNS	
	7	6	PEOPLES Olivia	BSS	♦ 2003			DNS	
	9	3	RICHARDSON Audrey	WILD	2002			DNS	
	8	6	SHAW Anna	TOPS	2002			DSQ	

Legend:

A	Qualified for final A	AM	Americas Record	B	Qualified for final B
C	Qualified for final C	CR	Championship Record	D	Qualified for final D
DNS	Did Not Start	DSQ	Disqualified	R	Reserve
R.T.	Reaction Time	US	US Open Record	WJ	World Junior Record
WR	World Record	♦	Junior swimmer		

Official Timekeeping by Omega





2020 Tyr Pro Swim Series

Knoxville, TN

January 16 - 19, 2020

Event 6

17 JAN 2020 - 10:10

Men's 100m Breaststroke

Heats

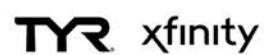
Results Summary

Event Number 6

	Record	Split	Name	Club Code	Location	Date
WR	56.88	26.63	PEATY Adam	GBR	Gwangju (KOR)	21 JUL 2019
US	58.74	27.63	CORDES Kevin	USA	Indianapolis, IN (USA)	30 JUN 2017
CR	58.86		PEATY Adam	USA	Indianapolis (USA)	1 JAN 2017
AM	58.64	27.41	CORDES Kevin	USA	Budapest (HUN)	23 JUL 2017
WJ	59.01	27.48	MARTINENGI Nicolo	ITA	Indianapolis (USA)	23 AUG 2017

Rank	Heat	Lane	Name	Club Code	Year of Birth	R.T.	50m	Time	Time Behind
1	5	5	FINK Nicolas	ABSC	1993	0.78	29.21	1:01.12 31.91	A
2	4	3	WICH-GLASEN Nils	UN-SC	1994	0.68	28.80	1:01.50 32.70	0.38 A
3	5	3	CLAVERIE Carlos	CARD	1996	0.72	29.16	1:01.64 32.48	0.52 A
4	4	5	McKEE Anton	PRVT	1993	0.67	29.37	1:01.66 32.29	0.54 A
5	5	4	BJERG Tobias	DEN	1998	0.71	28.79	1:01.86 33.07	0.74 A
6	6	4	WILSON Andrew	ABSC	1993	0.65	29.22	1:01.94 32.72	0.82 A
7	6	5	HOULIE Michael	TENN	2000	0.63	28.68	1:02.03 33.35	0.91 A
8	6	3	FUNK Richard	CAN	1992	0.65	29.27	1:02.55 33.28	1.43 A
9	4	4	FINNERTY Ian	MVN	1996	0.72	29.18	1:02.85 33.67	1.73 B
10	6	2	ZITO Nick	UN-IL	1994	0.69	29.52	1:02.98 33.46	1.86 B
=11	5	8	DILLARD Jarel	TENN	2000	0.61	29.19	1:03.08 33.89	1.96 B
=11	6	6	CRESPO Edgar	SA	1989	0.67	29.46	1:03.08 33.62	1.96 B
13	3	7	STEWART Sam	UN-MS	1997	0.65	29.92	1:03.32 33.40	2.20 B
14	2	8	CULJAT Lance	EKC	1998	0.62	29.68	1:03.51 33.83	2.39 B
15	4	2	THOMAS Wes	ALTO	1995	0.64	29.77	1:03.65 33.88	2.53 B
16	4	7	RUTTER Jonathan	UN-VA	1996	0.64	30.59	1:03.92 33.33	2.80 B
17	6	1	BARR Luke	SCSCMW	◆ 2003	0.68	29.70	1:04.34 34.64	3.22 C
18	6	8	KAMMINGA Frederik	EKSC	1998	0.71	30.01	1:04.36 34.35	3.24 C
19	3	6	WORTH Daniel	EKC	◆ 2002	0.66	30.22	1:04.81 34.59	3.69 C
20	4	1	KNOX Finlay	CAN	2001	0.67	29.97	1:04.93 34.96	3.81 C
21	4	8	HOOVER Sam	NCAC	◆ 2003	0.63	30.51	1:04.98 34.47	3.86 C
22	3	2	HONG Joseph	PCAC	◆ 2003	0.67	30.11	1:05.08 34.97	3.96 C
23	5	2	MILANOVICH Alexander	ESWI	◆ 2002	0.71	30.21	1:05.16 34.95	4.04 C

Official Timekeeping by Omega





2020 Tyr Pro Swim Series

Knoxville, TN

January 16 - 19, 2020

Event 6

17 JAN 2020 - 10:10

Men's 100m Breaststroke

Heats

Results Summary

Event Number 6

Rank	Heat	Lane	Name	Club Code	Year of Birth	R.T.	50m	Time	Time Behind	
24	3	3	McCORMICK Evan	SMST	2001	0.63	30.49	1:05.27 34.78	4.15	C
25	6	7	MASSEY Luke	TENN	2000	0.67	30.28	1:05.29 35.01	4.17	D
26	7	3	POLISHCHUK Oleksiy	SCAR	1999	0.77	31.21	1:05.72 34.51	4.60	D
27	7	6	DEGRIJZE Kevin	SA	◆ 2002	0.67	31.01	1:05.73 34.72	4.61	D
28	5	1	MARCH Christian	PAQ	1996	0.71	31.09	1:05.80 34.71	4.68	D
29	3	4	BREHM Alex	LAK	◆ 2002	0.68	31.14	1:05.85 34.71	4.73	D
30	7	4	STANLEY Matt	CAC	2000	0.71	30.87	1:06.04 35.17	4.92	D
31	2	6	SWIFT Sean	SMST	◆ 2002	0.69	30.98	1:06.17 35.19	5.05	D
32	3	1	LONG Bryar	ACAC	1997	0.69	30.93	1:06.33 35.40	5.21	D
33	2	1	PENNEY Tyler	FASTMW	1999	0.74	31.05	1:06.58 35.53	5.46	R
34	5	7	CHAMPLIN Brett	TENN	2000	0.71	30.35	1:06.66 36.31	5.54	R
35	2	7	PAULUS Peter	DM	2000	0.65	30.61	1:06.82 36.21	5.70	
36	1	2	ABAQUETA Cam	MAC-NC	◆ 2003	0.68	31.41	1:06.85 35.44	5.73	
37	2	4	RAAB Tim	TENN	1997	0.61	30.73	1:06.88 36.15	5.76	
38	2	3	EWING Kendall	TIDE	◆ 2002	0.65	31.04	1:06.96 35.92	5.84	
39	1	7	SCHOLTZ Will	LAK	◆ 2004	0.75	31.68	1:07.53 35.85	6.41	
40	1	3	PHILLIPS Michael	AQJT	◆ 2004	0.78	32.40	1:07.54 35.14	6.42	
41	3	5	WOLFF Sebastian	TOPS	◆ 2003	0.63	31.18	1:07.69 36.51	6.57	
42	1	4	KANG Conner	LAK	2001	0.62	31.61	1:07.87 36.26	6.75	
43	1	8	HOUK Harper	ACAC	2001	0.63	31.94	1:08.77 36.83	7.65	
44	7	5	MONAHAN Conall	MAC-NC	◆ 2002	0.67	32.32	1:08.91 36.59	7.79	
45	1	5	BORISOV Alex	BAY	2001	0.65	31.89	1:09.22 37.33	8.10	
46	7	7	BATSON Henry	TOPS	◆ 2002	0.67	32.85	1:09.43 36.58	8.31	
47	7	2	WOODBURY Max	HEAT	2000	0.72	32.36	1:09.95 37.59	8.83	
48	1	1	TIPPETT Will	BAY	2001	0.66	33.69	1:12.39 38.70	11.27	
	1	6	STEELE Matthew	SA	◆ 2002			DNS		
	2	2	PHIFER Ben	SA	2001			DNS		

Official Timekeeping by Omega





2020 Tyr Pro Swim Series

Knoxville, TN

January 16 - 19, 2020

Event 6

17 JAN 2020 - 10:10

Men's 100m Breaststroke

Heats

Results Summary

Event Number 6

Rank	Heat	Lane	Name	Club Code	Year of Birth	R.T.	50m	Time	Time Behind
	3	8	TVRDIK Cameron	SA	♦ 2002			DNS	
	4	6	DUNPHY Matthew	TNAQ	1997			DNS	
	2	5	KAYE Parker	TENN	1998			DSQ	
	5	6	DERGOUSOFF James	CHEN	1996			DSQ	

Legend:

A	Qualified for final A	AM	Americas Record	B	Qualified for final B
C	Qualified for final C	CR	Championship Record	D	Qualified for final D
DNS	Did Not Start	DSQ	Disqualified	R	Reserve
R.T.	Reaction Time	US	US Open Record	WJ	World Junior Record
WR	World Record	♦	Junior swimmer		

late dsq in heat 2 lane 5.

Official Timekeeping by Omega



MARRIOTT
BONVOY



Neptune-Benson
EVOQUA

OMEGA



TYR xfinity



2020 Tyr Pro Swim Series

Knoxville, TN

January 16 - 19, 2020

Event 7

17 JAN 2020 - 10:19

Women's 100m Butterfly

Heats

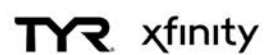
Results Summary

Event Number 7

	Record	Split	Name	Club Code	Location	Date
WR	55.48	26.01	SJOESTROEM Sarah	SWE	Rio de Janeiro (BRA)	7 AUG 2016
US	56.38	26.51	SJOSTROM Sarah	SWE	Austin, TX (USA)	16 JAN 2016
CR	56.38		SJOSTROM Sarah	SWE	Austin (USA)	1 JAN 2016
AM	55.98	26.39	VOLLMER Dana	USA	London (GBR)	29 JUL 2012
WJ	56.46	26.37	OLEKSIK Penny	USA	Rio de Janeiro (BRA)	7 AUG 2016

Rank	Heat	Lane	Name	Club Code	Year of Birth	R.T.	50m	Time	Time Behind
1	6	5	KENDALL Amanda	MVN	1991	0.71	26.96	58.07 31.11	A
=2	5	3	SMITH Regan	RIPT	2002	0.71	27.82	58.90 31.08	0.83 A
=2	6	4	DAHLIA Kelsi	CARD	1994	0.64	27.35	58.90 31.55	0.83 A
4	6	6	FLICKINGER Hali	SUN	1994	0.73	28.50	59.31 30.81	1.24 A
5	5	5	SMITH Rebecca	CAN	2000	0.73	27.78	59.44 31.66	1.37 A
=6	4	2	BROWN Erika	TENN	1998	0.67	27.40	59.50 32.10	1.43 A
=6	5	6	HINDS Natalie	ABSC	1993	0.69	28.02	59.50 31.48	1.43 A
8	6	3	OSMAN Farida	UN-VA	1995	0.75	28.03	59.88 31.85	1.81 A
=9	4	7	GINGRICH Leah	HURR	1990	0.75	28.56	59.93 31.37	1.86 B
=9	5	4	WATTEL Marie	LU	1997	0.75	27.64	59.93 32.29	1.86 B
11	3	2	NAZIEBLO Klaudia	UN-VA	1993	0.77	28.05	59.95 31.90	1.88 B
12	4	5	COMERFORD Mallory	CARD	1997	0.67	28.22	1:00.25 32.03	2.18 B
13	4	6	WALSH Gretchen	NAC	♦ 2003	0.80	28.48	1:00.26 31.78	2.19 B
14	2	3	BANIC Madeline	TNAQ	1997	0.65	27.93	1:00.29 32.36	2.22 B
15	6	1	KINGSLEY Megan	ABSC	1996	0.69	28.85	1:00.35 31.50	2.28 B
16	5	1	BACON Phoebe	NCAP	2002	0.66	28.51	1:00.55 32.04	2.48 B
17	4	1	CHAN Kin Lok	HKG	1994	0.74	28.62	1:00.62 32.00	2.55 C
18	3	4	TEIJONSALO Fanny	SUN	1996	0.65	28.42	1:00.93 32.51	2.86 C
19	6	8	ROTHROCK Trude	TENN	1999	0.65	28.33	1:01.01 32.68	2.94 C
20	6	7	HENDERSON Hanna	CAN	2002	0.73	28.46	1:01.03 32.57	2.96 C
21	6	2	MACK Linnea	OAQ	1995	0.74	28.37	1:01.09 32.72	3.02 C
22	5	2	HANUS Danielle	CAN	1998	0.74	28.71	1:01.14 32.43	3.07 C
23	3	6	MANUEL Simone	ALTO	1996	0.77	28.74	1:01.43 32.69	3.36 C

Official Timekeeping by Omega





2020 Tyr Pro Swim Series

Knoxville, TN

January 16 - 19, 2020

Event 7

17 JAN 2020 - 10:19

Women's 100m Butterfly

Heats

Results Summary

Event Number 7

Rank	Heat	Lane	Name	Club Code	Year of Birth	R.T.	50m	Time	Time Behind	
24	1	2	HETRICK Paige	BRAD	2002	0.68	28.58	1:01.47 32.89	3.40	C
25	3	7	MASSEY Alex	UN-SE	2001	0.75	29.03	1:01.49 32.46	3.42	D
26	1	3	SCHMITT Allison	SUN	1990	0.73	28.64	1:01.73 33.09	3.66	D
27	9	3	SIMS Bella	SAND	◆ 2005	0.63	28.65	1:01.75 33.10	3.68	D
28	2	2	McCARVILLE Kate	SPA-AR	◆ 2003	0.69	28.92	1:01.82 32.90	3.75	D
29	5	7	BLACK Haley	CAN	1996	0.65	28.33	1:01.84 33.51	3.77	D
30	2	8	KAPELLER Abigail	UN-MN	◆ 2003	0.67	28.91	1:02.27 33.36	4.20	D
31	2	7	MENKHAUS Madeline	MAC-NC	◆ 2003	0.68	29.72	1:02.37 32.65	4.30	D
32	2	5	PARDUS Elysse	SCSCSC	2001	0.71	29.53	1:02.40 32.87	4.33	D
33	1	4	BEIL Mallory	TENN	2000	0.73	29.38	1:02.42 33.04	4.35	R
34	2	4	STONE McKenna	FOX	◆ 2003	0.70	28.88	1:02.44 33.56	4.37	R
35	5	8	SICHTERMAN Megan	TENN	1999	0.72	28.67	1:02.50 33.83	4.43	
36	1	6	SOWARDS Elizabeth	MAC-NC	◆ 2003	0.61	29.42	1:02.60 33.18	4.53	
37	7	3	QUASS Berit	DSMY	2002	0.74	29.61	1:02.62 33.01	4.55	
38	1	8	MORELLO McKenna	TENN	1999	0.61	29.04	1:02.65 33.61	4.58	
39	10	4	YEGRES COTTIN Maria	SCLN	◆ 2005	0.70	29.54	1:02.78 33.24	4.71	
40	1	7	JOHNSON Carrie	TENN	1997	0.71	29.54	1:02.87 33.33	4.80	
41	3	1	LENIHAN Emily	LAK	2002	0.73	29.22	1:02.97 33.75	4.90	
42	8	2	GORE Morgan	SMST	◆ 2004	0.70	29.83	1:02.98 33.15	4.91	
43	8	5	MARQUEZ Celina	AZFL	1999	0.71	29.35	1:03.13 33.78	5.06	
44	7	4	WALDREP Ellie	BAY	2002	0.70	29.83	1:03.15 33.32	5.08	
45	8	8	NOVELLINE Carly	WILD	◆ 2004	0.65	29.31	1:03.20 33.89	5.13	
46	3	5	BURT Maddy	SWIM	2002	0.74	30.11	1:03.27 33.16	5.20	
47	9	4	PEOPLES Olivia	BSS	◆ 2003	0.67	29.25	1:03.37 34.12	5.30	
=48	1	1	BELLARD Hannah	CW	◆ 2005	0.85	30.05	1:03.42 33.37	5.35	
=48	1	5	HANLON Lydia	ATAC	◆ 2004	0.76	29.79	1:03.42 33.63	5.35	
50	8	7	CRAIG Winter	RIPT	2001	0.75	29.37	1:03.52 34.15	5.45	

Official Timekeeping by Omega





2020 Tyr Pro Swim Series

Knoxville, TN

January 16 - 19, 2020

Event 7

17 JAN 2020 - 10:19

Women's 100m Butterfly

Heats

Results Summary

Event Number 7

Rank	Heat	Lane	Name	Club Code	Year of Birth	R.T.	50m	Time	Time Behind
51	7	6	WRIGHT Lauren	ESWI	2002	0.70	30.08	1:03.55 33.47	5.48
52	8	3	HENSLER Rhianna	CW	2001	0.69	29.73	1:03.58 33.85	5.51
53	12	4	MYERS Amber	SMST	◆ 2003	0.69	29.18	1:03.65 34.47	5.58
54	2	1	DAHMEN Jeanne	PCSC	2002	0.75	28.84	1:03.68 34.84	5.61
55	7	5	PARKINSON Maxine	DLTA	2002	0.65	29.91	1:03.89 33.98	5.82
56	10	6	KERANEN Mia	CW	2002	0.71	29.50	1:03.96 34.46	5.89
57	9	6	CHANG Whitney	UN-MR	1999	0.79	29.29	1:04.09 34.80	6.02
58	11	5	RIMAT Karlie	MMSC	1999	0.77	30.29	1:04.10 33.81	6.03
59	11	3	vander LEEK Teagan	EKSC	◆ 2004	0.65	29.28	1:04.15 34.87	6.08
60	10	8	HURT Lauren	NAC	2001	0.74	30.23	1:04.21 33.98	6.14
61	7	1	JOHNSON Gigi	SA	◆ 2004	0.73	30.36	1:04.26 33.90	6.19
=62	7	7	CARDWELL Summer	TBAC	◆ 2004	0.77	30.27	1:04.27 34.00	6.20
=62	12	5	KERN Emma	AQJT	◆ 2005	0.59	29.49	1:04.27 34.78	6.20
64	10	3	WITKUS Amanda	GS	◆ 2004	0.69	29.69	1:04.32 34.63	6.25
65	8	1	POO-CHEONG Elodie	DACA	1996	0.72	30.23	1:04.38 34.15	6.31
66	11	6	SMITH Jenna	TOPS	◆ 2003	0.75	30.09	1:04.42 34.33	6.35
67	9	2	WENG Vivian	GS	2002	0.74	29.96	1:04.45 34.49	6.38
68	3	8	COOPER Grace	DLTA	2002	0.70	29.65	1:04.51 34.86	6.44
69	9	8	YANDLE Ava	MAC-NC	◆ 2003	0.73	30.24	1:04.66 34.42	6.59
70	4	8	D'EMANUELE Peyton	AQJT	2002	0.73	29.86	1:04.67 34.81	6.60
71	10	7	STOUT Alina	MAC-NC	2001	0.67	29.66	1:04.73 35.07	6.66
72	10	5	MURPHY Rosie	SMST	◆ 2004	0.67	30.07	1:04.90 34.83	6.83
73	12	7	McGANN Bridget	DLTA	◆ 2006	0.78	29.87	1:05.16 35.29	7.09
74	9	7	BERG Madison	UN-MR	1998	0.75	29.74	1:05.26 35.52	7.19
75	11	1	LANNING Mackenzie	LAK	◆ 2004	0.77	30.78	1:05.32 34.54	7.25
76	9	1	BARR Savannah	SYS	2002	0.78	30.76	1:05.33 34.57	7.26
77	12	2	STRICKLIN Sydney	CW	◆ 2003	0.70	29.71	1:05.46 35.75	7.39

Official Timekeeping by Omega





2020 Tyr Pro Swim Series

Knoxville, TN

January 16 - 19, 2020

Event 7

17 JAN 2020 - 10:19

Women's 100m Butterfly

Heats

Results Summary

Event Number 7

Rank	Heat	Lane	Name	Club Code	Year of Birth	R.T.	50m	Time	Time Behind
78	11	7	KETSLAKH Abbey	CW	◆ 2003	0.69	30.71	1:05.58 34.87	7.51
79	7	2	KUWATA Paige	SAND	◆ 2004	0.70	31.07	1:05.73 34.66	7.66
80	12	1	BROUWER Aubree	SPA-AR	◆ 2003	0.71	30.81	1:06.22 35.41	8.15
81	11	2	GORDON Jewel	BAY	2001	0.61	30.81	1:06.43 35.62	8.36
82	11	8	RICHARDSON Audrey	WILD	2002	0.73	30.48	1:06.44 35.96	8.37
83	10	1	WILLIAMS Taylor	AQJT	◆ 2003	0.72	31.20	1:06.74 35.54	8.67
84	12	6	HUANG Angela	UN-MR	2001	0.66	30.45	1:07.59 37.14	9.52
85	8	4	HUGHES Melina	RIPT	2002	0.68	30.45	1:09.26 38.81	11.19
	2	6	SPADONI Marina	PRVT	1993			DNS	
	3	3	HANNAH Jade	CAN	2002			DNS	
	4	3	BECKMANN Emilie	DEN	1997			DNS	
	4	4	OLEKSIK Penny	CAN	2000			DNS	
	7	8	LOPEZ-ONA Gabriella	PCAC	2001			DNS	
	8	6	McENROE Annika	YSSC	2002			DNS	
	9	5	ESCOBEDO Emily	COND	1995			DNS	
	10	2	WEBER Emma	TOPS	◆ 2004			DNS	
	11	4	DENNIS Holley	TOPS	2002			DNS	
	12	3	CHUNG Casey	CW	2001			DNS	

Legend:

A	Qualified for final A	AM	Americas Record	B	Qualified for final B
C	Qualified for final C	CR	Championship Record	D	Qualified for final D
DNS	Did Not Start	R	Reserve	R.T.	Reaction Time
US	US Open Record	WJ	World Junior Record	WR	World Record
◆	Junior swimmer				

Official Timekeeping by Omega





2020 Tyr Pro Swim Series

Knoxville, TN

January 16 - 19, 2020

Event 8

17 JAN 2020 - 10:28

Men's 100m Butterfly

Heats

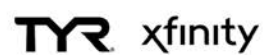
Results Summary

Event Number 8

	Record	Split	Name	Club Code	Location	Date
WR	49.50	22.83	DRESSEL Caeleb	USA	Gwangju (KOR)	26 JUL 2019
US	50.22	23.83	PHELPS Michael	USA	Indianapolis, IN (USA)	9 JUL 2009
CR	51.00		CONGER Jack	USA	Atlanta (USA)	1 JAN 2018
AM	49.50	22.83	DRESSEL Caeleb	USA	Gwangju (KOR)	26 JUL 2019
WJ	50.62	23.85	MILAK Kristof	HUN	Budapest (HUN)	29 JUL 2017

Rank	Heat	Lane	Name	Club Code	Year of Birth	R.T.	50m	Time	Time Behind
1	5	5	SMITH Giles	SUN	1991	0.60	25.17	53.25 28.08	A
2	5	3	HELD Ryan	NYAC	1995	0.68	24.57	53.38 28.81	0.13 A
3	3	4	FARRIS Dean	HARV	1997	0.67	24.92	53.43 28.51	0.18 A
4	4	4	COETZEE Ryan	TNAQ	1995	0.63	24.99	53.70 28.71	0.45 A
5	4	6	NICKELSEN Rasmus	DEN	◆ 2003	0.64	25.05	53.90 28.85	0.65 A
6	4	3	BINNEMA Josiah	CAN	1997	0.66	25.33	53.99 28.66	0.74 A
7	6	5	HARTING Zach	CARD	1997	0.67	25.41	54.03 28.62	0.78 A
8	4	5	JOSA Matthew	CAL	1995	0.64	24.90	54.28 29.38	1.03 A
9	5	4	SELISKAR Andrew	CAL	1996	0.64	25.39	54.38 28.99	1.13 B
10	6	3	LIENDO Joshua	CAN	◆ 2002	0.66	25.37	54.40 29.03	1.15 B
11	6	6	BOHMAN Bryce	PW	1990	0.69	25.73	54.57 28.84	1.32 B
12	6	2	DARRAGH Mackenzie	CAN	1993	0.66	26.11	54.73 28.62	1.48 B
13	3	2	ADEJUMO Philip	NAC	1996	0.62	25.95	54.88 28.93	1.63 B
14	3	5	AFFELD Jonathan	ALTO	◆ 2002	0.67	25.90	55.09 29.19	1.84 B
15	5	8	FLEAGLE Justin	UN-OH	2001	0.63	25.20	55.15 29.95	1.90 B
16	6	7	ROSE Dare	SCAR	◆ 2002	0.65	26.37	55.46 29.09	2.21 B
17	3	6	HINAWI Marc	TENN	1997	0.68	26.52	55.58 29.06	2.33 C
=18	1	2	HOFF Oskar	TENN	1998	0.67	26.01	55.69 29.68	2.44 C
=18	6	1	ACEVEDO Javier	AJAX	1998	0.63	26.44	55.69 29.25	2.44 C
20	6	8	POELKE Boyd	MAC-NC	2001	0.75	25.79	55.70 29.91	2.45 C
21	2	5	COLE William	LAK	2001	0.68	26.31	55.76 29.45	2.51 C
22	5	6	AYAR Kaan	DM	1995	0.64	26.32	55.77 29.45	2.52 C
23	4	1	CALKINS Stephen	UCSC	1998	0.69	25.85	55.79 29.94	2.54 C

Official Timekeeping by Omega





2020 Tyr Pro Swim Series

Knoxville, TN

January 16 - 19, 2020

Event 8

17 JAN 2020 - 10:28

Men's 100m Butterfly

Heats

Results Summary

Event Number 8

Rank	Heat	Lane	Name	Club Code	Year of Birth	R.T.	50m	Time	Time Behind	
24	2	4	ORBE Gabriel	SCAR	◆ 2002	0.74	26.62	55.91 29.29	2.66	C
25	9	3	FOLGER Sam	GS	◆ 2002	0.62	26.40	55.96 29.56	2.71	D
26	9	5	HILL Robert	UCSC	1996	0.62	26.55	56.15 29.60	2.90	D
27	4	8	ARAYA Gabriel	AZFL	1999	0.74	26.65	56.21 29.56	2.96	D
28	5	7	AIMABLE Steven	AZFL	1999	0.65	26.08	56.22 30.14	2.97	D
29	2	8	DAVIS Wyatt	CSC-IN	2001	0.70	26.29	56.31 30.02	3.06	D
30	2	3	SMITH Holden	RPC	◆ 2003	0.70	26.38	56.38 30.00	3.13	D
31	2	1	GIRAUDEAU Joel	TENN	2000	0.64	26.41	56.41 30.00	3.16	D
32	1	3	BRICE Luke	TENN	2000	0.63	26.11	56.42 30.31	3.17	D
33	1	7	PLUTT John	PCST	◆ 2002	0.65	26.13	56.43 30.30	3.18	R
34	8	3	ELLERY Johnny	UN-MR	1998	0.71	26.15	56.46 30.31	3.21	R
35	1	6	BRIED Tommy	ACE	◆ 2003	0.71	26.66	56.55 29.89	3.30	
36	7	3	GUSEV Alexander	SYS	2001	0.70	26.87	56.65 29.78	3.40	
37	5	2	OLAFSON Carson	CAN	1997	0.70	26.57	56.66 30.09	3.41	
38	1	4	FOEHNER Hunter	TOPS	◆ 2003	0.65	26.61	56.68 30.07	3.43	
39	8	1	BILBREY James	UN-MR	1999	0.63	26.68	56.69 30.01	3.44	
40	8	2	GARCIA Matthew	TENN	1998	0.60	26.65	56.79 30.14	3.54	
41	7	2	MICELI Mateo	SCSCMW	◆ 2002	0.67	26.68	56.91 30.23	3.66	
42	4	2	HEASLEY Ethan	HEAT	2001	0.72	26.21	56.95 30.74	3.70	
43	9	2	GORE Cris	SMST	◆ 2002	0.73	26.81	56.96 30.15	3.71	
44	8	4	KANG Conner	LAK	2001	0.63	26.61	56.98 30.37	3.73	
45	3	7	McGEE Eien	TENN	2000	0.61	26.61	57.17 30.56	3.92	
46	1	5	SIEBERT Tavis	FORK	◆ 2002	0.71	26.65	57.27 30.62	4.02	
47	7	7	VERHAGE Braga	TENN	1997	0.61	26.85	57.44 30.59	4.19	
48	3	3	HUSSEY Patrick	PCSC	2001	0.76	27.18	57.59 30.41	4.34	
49	9	6	NEFF Alexander	TIDE	2001	0.70	27.49	57.62 30.13	4.37	
50	7	5	NELSON Baylor	MAC-NC	◆ 2003	0.71	27.22	57.80 30.58	4.55	

Official Timekeeping by Omega





2020 Tyr Pro Swim Series

Knoxville, TN

January 16 - 19, 2020

Event 8

17 JAN 2020 - 10:28

Men's 100m Butterfly

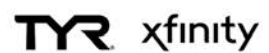
Heats

Results Summary

Event Number 8

Rank	Heat	Lane	Name	Club Code	Year of Birth	R.T.	50m	Time	Time Behind
51	9	4	SCANLON Scott	TENN	2000	0.68	27.19	57.83 30.64	4.58
52	2	2	MILLS Lucas	TENN	1999	0.67	26.34	57.87 31.53	4.62
=53	7	6	MORALES Josiah	PAQ	1994	0.70	26.64	57.91 31.27	4.66
=53	8	6	BLEVINS-BOOR Ben	TENN	1999	0.72	26.96	57.91 30.95	4.66
55	1	1	BREHM Alex	LAK	◆ 2002	0.69	27.39	57.92 30.53	4.67
56	9	1	BROWN Tais	ACAC	◆ 2003	0.65	27.68	58.04 30.36	4.79
57	8	8	TOWNSEND Patrick	TENN	2000	0.73	27.51	58.05 30.54	4.80
58	3	8	CHANEY Adam	RAYS	◆ 2002	0.65	26.89	58.14 31.25	4.89
=59	7	1	LAMOUREUX Gavin	TIDE	◆ 2002	0.73	27.07	58.31 31.24	5.06
=59	7	8	CONNOLLY Alec	TENN	1998	0.63	26.68	58.31 31.63	5.06
61	8	7	WALSH Josh	TENN	1999	0.63	26.75	58.55 31.80	5.30
62	10	7	SIMONS Nick	LOSC	◆ 2004	0.65	27.10	58.68 31.58	5.43
63	10	3	ROBINS Philippe	PCSC	◆ 2002	0.68	27.43	58.70 31.27	5.45
64	1	8	SOSNOVIK Danylo	PCSC	1999	0.71	27.00	58.93 31.93	5.68
65	10	5	PISHKO Jacob	BSS	◆ 2003	0.57	28.08	58.99 30.91	5.74
66	10	6	CULETU Justin	UN-PC	◆ 2002	0.74	27.41	59.26 31.85	6.01
67	2	6	ZITO Nick	UN-IL	1994	0.76	27.36	59.90 32.54	6.65
68	2	7	IONICHEV Gleb	TENN	1995	0.68	27.16	1:00.03 32.87	6.78
69	9	7	LORSON Oakley	CSC-MV	◆ 2002	0.69	27.84	1:00.13 32.29	6.88
70	10	1	COVINGTON Rian	BSS	◆ 2003	0.59	28.26	1:02.26 34.00	9.01
71	9	8	FULLUM-HUOT Edouard	PCSC	◆ 2002	0.73	29.00	1:03.71 34.71	10.46
	3	1	MAIN Bayley	GSC-FL	1997			DNS	
	5	1	FOSTER Carson	RAYS	2001			DNS	
	6	4	CONGER Jack	CAV	1994			DNS	
	7	4	HORNE Thomas	TNAQ	2001			DNS	
	8	5	LICON Will	TXLA	1994			DNS	
	10	2	WORTH Daniel	EKC	◆ 2002			DNS	

Official Timekeeping by Omega





2020 Tyr Pro Swim Series

Knoxville, TN

January 16 - 19, 2020

Event 8

17 JAN 2020 - 10:28

Men's 100m Butterfly

Heats

Results Summary

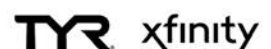
Event Number 8

Rank	Heat	Lane	Name	Club Code	Year of Birth	R.T.	50m	Time	Time Behind
	10	4	HILLERY Ryan	TIDE	◆ 2003			DNS	
	4	7	ESPERNBERGER Martin	UN-FL	◆ 2003			DSQ	

Legend:

A	Qualified for final A	AM	Americas Record	B	Qualified for final B
C	Qualified for final C	CR	Championship Record	D	Qualified for final D
DNS	Did Not Start	DSQ	Disqualified	R	Reserve
R.T.	Reaction Time	US	US Open Record	WJ	World Junior Record
WR	World Record	◆	Junior swimmer		

Official Timekeeping by Omega





2020 Tyr Pro Swim Series

Knoxville, TN

January 16 - 19, 2020

Event 9

17 JAN 2020 - 10:37

Women's 400m Individual Medley

Heats

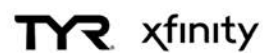
Results Summary

Event Number 9

	Record	Splits			Name	Club Code	Location	Date
WR	4:26.36	1:00.91	2:08.39	3:24.50	HOSSZU Katinka	HUN	Rio de Janeiro (BRA)	6 AUG 2016
US	4:31.07	1:01.99	2:10.88	3:29.25	HOSSZU Katinka	HUN	Santa Clara (USA)	19 JUN 2015
CR	4:31.07	1:01.99	2:10.88	3:29.25	HOSSZU Katinka	HUN	Santa Clara (USA)	19 JUN 2015
AM	4:31.12	1:03.69	2:13.33	3:28.65	HOFF Katie	USA	Omaha, NE (USA)	29 JUN 2008
WJ	4:38.53	1:04.25	2:17.68	3:34.42	VAZQUEZ RUIZ Alba	ESP	Budapest (HUN)	20 AUG 2019

Rank	Heat	Lane	Name	Club Code	Year of Birth	R.T.	Time	Time Behind
1	6	4	COX Madisyn	TXLA	1995	0.67	4:44.06	A
	50m 30.84	100m 1:06.56	150m 1:43.18	200m 2:18.93	250m 2:58.06	300m 3:37.92	350m 4:11.63	
		35.72	36.62	35.75	39.13	39.86	32.43	
2	5	4	FLICKINGER Hali	SUN	1994	0.76	4:46.83	2.77 A
	50m 29.82	100m 1:03.19	150m 1:40.77	200m 2:16.71	250m 2:59.13	300m 3:42.04	350m 4:14.89	
		33.37	37.58	35.94	42.42	42.91	32.85	31.94
3	6	5	DENIGAN Mariah	LAK	◆ 2003	0.74	4:48.48	4.42 A
	50m 31.35	100m 1:07.05	150m 1:43.42	200m 2:19.04	250m 3:00.73	300m 3:43.34	350m 4:16.10	
		35.70	36.37	35.62	41.69	42.61	32.76	32.38
4	5	5	GALAT Bethany	AGS	1995	0.69	4:48.50	4.44 A
	50m 29.90	100m 1:03.80	150m 1:42.69	200m 2:19.97	250m 2:59.72	300m 3:40.78	350m 4:14.97	
		33.90	38.89	37.28	39.75	41.06	34.19	33.53
5	5	3	KINGSLEY Megan	ABSC	1996	0.69	4:49.68	5.62 A
	50m 30.43	100m 1:04.62	150m 1:42.35	200m 2:19.07	250m 3:01.21	300m 3:43.76	350m 4:16.93	
		34.19	37.73	36.72	42.14	42.55	33.17	32.75
6	5	2	ROSENDAHL BACH Helena	DEN	2000	0.86	4:49.97	5.91 A
	50m 30.34	100m 1:03.43	150m 1:41.38	200m 2:18.50	250m 3:02.14	300m 3:45.88	350m 4:18.95	
		33.09	37.95	37.12	43.64	43.74	33.07	31.02
7	4	4	WALSH Alex	NAC	2001	0.78	4:49.98	5.92 A
	50m 29.98	100m 1:04.73	150m 1:42.92	200m 2:19.01	250m 2:59.58	300m 3:41.51	350m 4:16.81	
		34.75	38.19	36.09	40.57	41.93	35.30	33.17
8	4	2	SIMS Bella	SAND	◆ 2005	0.62	4:50.60	6.54 A
	50m 29.30	100m 1:03.47	150m 1:41.56	200m 2:19.12	250m 3:02.51	300m 3:46.53	350m 4:19.24	
		34.17	38.09	37.56	43.39	44.02	32.71	31.36
9	6	2	YAGER Alexis	TENN	1998	0.76	4:51.60	7.54 B
	50m 31.15	100m 1:06.46	150m 1:45.41	200m 2:22.74	250m 3:03.57	300m 3:43.81	350m 4:18.35	
		35.31	38.95	37.33	40.83	40.24	34.54	33.25
10	6	7	McINTOSH Summer	ESWI	◆ 2006	0.72	4:52.54	8.48 B
	50m 30.32	100m 1:04.55	150m 1:41.71	200m 2:18.24	250m 3:01.93	300m 3:45.82	350m 4:19.95	
		34.23	37.16	36.53	43.69	43.89	34.13	32.59
11	5	8	SULLIVAN Erica	SAND	2000	0.68	4:52.71	8.65 B
	50m 31.06	100m 1:05.97	150m 1:42.44	200m 2:17.90	250m 3:03.86	300m 3:49.75	350m 4:21.84	
		34.91	36.47	35.46	45.96	45.89	32.09	30.87
12	4	7	NUNAN Amanda	TENN	1999	0.86	4:52.91	8.85 B
	50m 31.87	100m 1:07.09	150m 1:44.14	200m 2:20.32	250m 3:04.86	300m 3:48.51	350m 4:21.35	
		35.22	37.05	36.18	44.54	43.65	32.84	31.56
13	6	1	McCARVILLE Kate	SPA-AR	◆ 2003	0.69	4:53.61	9.55 B
	50m 31.13	100m 1:05.76	150m 1:43.64	200m 2:21.36	250m 3:04.57	300m 3:47.78	350m 4:21.21	
		34.63	37.88	37.72	43.21	43.21	33.43	32.40
14	6	3	ANDISON Bailey	MVN	1997	0.73	4:54.96	10.90 B
	50m 31.41	100m 1:07.51	150m 1:46.34	200m 2:23.23	250m 3:04.78	300m 3:46.73	350m 4:21.38	
		36.10	38.83	36.89	41.55	41.95	34.65	33.58
15	4	6	KATZER Danika	TENN	2000	0.72	4:55.07	11.01 B
	50m 31.19	100m 1:05.97	150m 1:43.97	200m 2:20.62	250m 3:02.98	300m 3:45.68	350m 4:21.14	
		34.78	38.00	36.65	42.36	42.70	35.46	33.93
16	4	5	McENROE Annika	YSSC	2002	0.71	4:55.49	11.43 B
	50m 30.86	100m 1:05.83	150m 1:45.20	200m 2:23.77	250m 3:04.38	300m 3:46.21	350m 4:21.47	
		34.97	39.37	38.57	40.61	41.83	35.26	34.02

Official Timekeeping by Omega





2020 Tyr Pro Swim Series

Knoxville, TN

January 16 - 19, 2020

Event 9

17 JAN 2020 - 10:37

Women's 400m Individual Medley

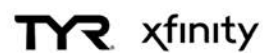
Heats

Results Summary

Event Number 9

Rank	Heat	Lane	Name	Club Code	Year of Birth	R.T.	Time	Time Behind	
17	5	1	OWNBEY Hannah	YSSC	2001	0.69	4:56.29	12.23	C
			50m 31.05	100m 1:05.98	150m 1:44.18	200m 2:21.08	250m 3:03.59	300m 3:46.84	350m 4:22.39
			34.93	38.20	36.90	42.51	43.25	35.55	33.90
18	3	2	JANSEN Ella	ESWI	◆2005	0.82	4:57.13	13.07	C
			50m 31.71	100m 1:08.09	150m 1:45.49	200m 2:22.28	250m 3:05.14	300m 3:48.91	350m 4:23.12
			36.38	37.40	36.79	42.86	43.77	34.21	34.01
19	5	6	McMURRAY Olivia	SWIM	◆2003	0.75	4:57.57	13.51	C
			50m 30.96	100m 1:06.12	150m 1:45.54	200m 2:23.53	250m 3:06.16	300m 3:49.90	350m 4:24.55
			35.16	39.42	37.99	42.63	43.74	34.65	33.02
20	6	8	GRIMES Katie	SAND	◆2006	0.69	4:57.79	13.73	C
			50m 31.32	100m 1:06.74	150m 1:43.58	200m 2:19.95	250m 3:07.36	300m 3:53.89	350m 4:26.12
			35.42	36.84	36.37	47.41	46.53	32.23	31.67
21	3	4	BRENDZAN Olivia	EKSC	◆2003	0.82	4:58.85	14.79	C
			50m 31.27	100m 1:08.20	150m 1:45.67	200m 2:21.88	250m 3:05.59	300m 3:50.24	350m 4:25.27
			36.93	37.47	36.21	43.71	44.65	35.03	33.58
22	3	6	WEYANT Gracie	SYS	◆2005	0.75	4:58.86	14.80	C
			50m 33.07	100m 1:11.04	150m 1:50.37	200m 2:27.94	250m 3:09.24	300m 3:51.61	350m 4:26.53
			37.97	39.33	37.57	41.30	42.37	34.92	32.33
23	1	4	BOGGS Lillie	BAY	◆2005	0.70	4:59.53	15.47	C
			50m 32.32	100m 1:08.72	150m 1:49.26	200m 2:27.80	250m 3:08.65	300m 3:50.75	350m 4:26.09
			36.40	40.54	38.54	40.85	42.10	35.34	33.44
24	3	8	SYKES Emily	TENN	1998	0.78	5:02.05	17.99	C
			50m 31.92	100m 1:08.49	150m 1:48.18	200m 2:27.54	250m 3:09.22	300m 3:51.18	350m 4:27.29
			36.57	39.69	39.36	41.68	41.96	36.11	34.76
25	3	7	DAVIS Laura	MAC-NC	2002	0.78	5:03.90	19.84	D
			50m 31.94	100m 1:08.16	150m 1:48.08	200m 2:27.53	250m 3:10.06	300m 3:53.37	350m 4:29.17
			36.22	39.92	39.45	42.53	43.31	35.80	34.73
26	3	5	CECH Hannah	LAKY	2002	0.75	5:04.41	20.35	D
			50m 31.81	100m 1:08.01	150m 1:47.65	200m 2:25.17	250m 3:10.07	300m 3:54.83	350m 4:30.55
			36.20	39.64	37.52	44.90	44.76	35.72	33.86
27	2	3	LUGBILL Reese	RAYS	2002	0.75	5:04.90	20.84	D
			50m 31.95	100m 1:09.14	150m 1:50.06	200m 2:29.70	250m 3:11.47	300m 3:55.03	350m 4:30.72
			37.19	40.92	39.64	41.77	43.56	35.69	34.18
28	1	3	DEEDY Anne	EKC	◆2004	0.71	5:05.48	21.42	D
			50m 31.10	100m 1:06.72	150m 1:46.78	200m 2:26.10	250m 3:08.58	300m 3:52.36	350m 4:29.61
			35.62	40.06	39.32	42.48	43.78	37.25	35.87
29	4	1	KUWATA Paige	SAND	◆2004	0.72	5:05.70	21.64	D
			50m 31.46	100m 1:06.56	150m 1:45.47	200m 2:22.92	250m 3:08.86	300m 3:56.11	350m 4:31.46
			35.10	38.91	37.45	45.94	47.25	35.35	34.24
30	1	5	DUNFORD Abby	SAND	◆2006	0.81	5:05.98	21.92	D
			50m 32.13	100m 1:09.02	150m 1:48.44	200m 2:26.71	250m 3:12.99	300m 3:59.71	350m 4:33.41
			36.89	39.42	38.27	46.28	46.72	33.70	32.57
31	2	6	VETKOETTER Clare	TFA	◆2003	0.80	5:06.39	22.33	D
			50m 32.04	100m 1:08.27	150m 1:49.01	200m 2:28.61	250m 3:13.46	300m 3:58.91	350m 4:33.25
			36.23	40.74	39.60	44.85	45.45	34.34	33.14
32	2	7	McENROE Kirsti	YSSC	◆2004	0.77	5:08.76	24.70	D
			50m 31.93	100m 1:07.65	150m 1:46.38	200m 2:23.95	250m 3:09.99	300m 3:57.15	350m 4:33.68
			35.72	38.73	37.57	46.04	47.16	36.53	35.08
33	4	8	MASSEY Alex	UN-SE	2001	0.72	5:08.85	24.79	R
			50m 30.90	100m 1:06.35	150m 1:46.12	200m 2:24.58	250m 3:10.32	300m 3:57.28	350m 4:33.84
			35.45	39.77	38.46	45.74	46.96	36.56	35.01
34	2	4	NELSON Emme	MAC-NC	2001	0.76	5:09.67	25.61	R
			50m 32.40	100m 1:10.16	150m 1:50.83	200m 2:31.07	250m 3:13.82	300m 3:58.07	350m 4:34.94
			37.76	40.67	40.24	42.75	44.25	36.87	34.73
35	2	5	MARTIN Allison	FISH	◆2003	0.78	5:09.82	25.76	
			50m 31.24	100m 1:07.25	150m 1:46.49	200m 2:25.13	250m 3:12.06	300m 3:58.78	350m 4:35.06
			36.01	39.24	38.64	46.93	46.72	36.28	34.76

Official Timekeeping by Omega





2020 Tyr Pro Swim Series

Knoxville, TN

January 16 - 19, 2020

Event 9

17 JAN 2020 - 10:37

Women's 400m Individual Medley

Heats

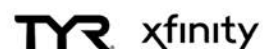
Results Summary

Event Number 9

Rank	Heat	Lane	Name	Club Code	Year of Birth	R.T.	Time	Time Behind
36	3	1	DAVISON Chase	TOPS	◆ 2004	0.73	5:10.07	26.01
	50m 31.51	100m 1:09.66	150m 1:50.61	200m 2:30.92	250m 3:13.68	300m 3:57.31	350m 4:34.07	
		38.15	40.95	40.31	42.76	43.63	36.76	36.00
37	2	2	YODER Kylie	MAC-NC	◆ 2003	0.72	5:16.00	31.94
	50m 30.68	100m 1:06.35	150m 1:45.86	200m 2:24.68	250m 3:12.39	300m 4:02.12	350m 4:39.24	
		35.67	39.51	38.82	47.71	49.73	37.12	36.76
38	3	3	RAINEY Grace	MAC-NC	◆ 2004	0.85	5:16.95	32.89
	50m 32.42	100m 1:10.17	150m 1:54.85	200m 2:37.34	250m 3:20.92	300m 4:04.94	350m 4:41.84	
		37.75	44.68	42.49	43.58	44.02	36.90	35.11
	6	6	BELLIO Katrina	ESWI	◆ 2004		DNS	
	4	3	WAGNER Annika	WILD	2002		DSQ	
	5	7	MATTES Michaela	SYS	◆ 2005		DSQ	

Legend:			
A	Qualified for final A	AM	Americas Record
C	Qualified for final C	CR	Championship Record
DNS	Did Not Start	DSQ	Disqualified
R.T.	Reaction Time	US	US Open Record
WR	World Record	◆	Junior swimmer
		B	Qualified for final B
		D	Qualified for final D
		R	Reserve
		WJ	World Junior Record

Official Timekeeping by Omega





2020 Tyr Pro Swim Series

Knoxville, TN

January 16 - 19, 2020

Event 10 17 JAN 2020 - 11:09

Men's 400m Individual Medley

Heats

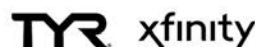
Results Summary

Event Number 10

	Record	Splits			Name	Club Code	Location	Date
WR	4:03.84	54.92	1:56.49	3:07.05	PHELPS Michael	USA	Beijing (CHN)	10 AUG 2008
US	4:05.25	55.38	1:57.32	3:08.45	PHELPS Michael	USA	Omaha, NE (USA)	29 JUN 2008
CR	4:08.92				KALISZ Chase	USA	Atlanta (USA)	1 JAN 2018
AM	4:03.84	54.92	1:56.49	3:07.05	PHELPS Michael	USA	Beijing (CHN)	10 AUG 2008
WJ	4:11.93	57.49	2:01.54	3:12.12	PAPASTAMOS Apostolos	GRE	Budapest (HUN)	24 AUG 2019

Rank	Heat	Lane	Name	Club Code	Year of Birth	R.T.	Time	Time Behind
1	5	3	ARROYO Jarod	FORK	2001	0.69	4:17.86	A
	50m	26.78	100m 57.73 30.95	150m 1:31.58 33.85	200m 2:05.48 33.90	250m 2:40.64 35.16	300m 3:17.46 36.82	350m 3:48.15 30.69
							29.71	
2	6	4	FOSTER Carson	RAYS	2001	0.70	4:22.01	4.15 A
	50m	27.31	100m 58.53 31.22	150m 1:32.99 34.46	200m 2:05.61 32.62	250m 2:41.66 36.05	300m 3:18.68 37.02	350m 3:51.93 33.25
							30.08	
3	6	5	SMITH Kieran	UN-FL	2000	0.70	4:22.66	4.80 A
	50m	27.52	100m 58.98 31.46	150m 1:33.23 34.25	200m 2:05.93 32.70	250m 2:43.52 37.59	300m 3:21.56 38.04	350m 3:52.95 31.39
							29.71	
4	5	4	STEWART Sam	UN-MS	1997	0.67	4:25.15	7.29 A
	50m	27.61	100m 59.93 32.32	150m 1:35.13 35.20	200m 2:09.28 34.15	250m 2:47.08 37.80	300m 3:24.51 37.43	350m 3:55.80 31.29
							29.35	
5	5	5	COTE Tristan	UCSC	1995	0.71	4:25.48	7.62 A
	50m	27.97	100m 1:00.11 32.14	150m 1:35.06 34.95	200m 2:08.95 33.89	250m 2:46.12 37.17	300m 3:23.89 37.77	350m 3:55.11 31.22
							30.37	
6	6	3	ZAKALA Josh	CAN	1998	0.72	4:28.77	10.91 A
	50m	28.29	100m 1:00.56 32.27	150m 1:34.53 33.97	200m 2:08.48 33.95	250m 2:46.60 38.12	300m 3:26.45 39.85	350m 3:58.35 31.90
							30.42	
7	4	7	NELSON Baylor	MAC-NC	◆ 2003	0.68	4:32.07	14.21 A
	50m	28.77	100m 1:01.84 33.07	150m 1:36.70 34.86	200m 2:10.96 34.26	250m 2:50.36 39.40	300m 3:29.83 39.47	350m 4:01.62 31.79
							30.45	
8	3	4	GRIMES Sawyer	SAND	2001	0.63	4:32.21	14.35 A
	50m	27.77	100m 59.10 31.33	150m 1:32.48 33.38	200m 2:05.70 33.22	250m 2:48.21 42.51	300m 3:30.41 42.20	350m 4:01.78 31.37
							30.43	
9	5	6	PALASCHUK Brian	ROD	1998	0.70	4:32.23	14.37 B
	50m	28.69	100m 1:01.63 32.94	150m 1:37.78 36.15	200m 2:12.49 34.71	250m 2:51.45 38.96	300m 3:31.04 39.59	350m 4:02.35 31.31
							29.88	
10	5	8	KABBARA Munzy	LIB	◆ 2002	0.68	4:32.32	14.46 B
	50m	28.08	100m 1:00.77 32.69	150m 1:36.88 36.11	200m 2:11.45 34.57	250m 2:50.41 38.96	300m 3:29.61 39.20	350m 4:01.97 32.36
							30.35	
11	2	7	LUCAS Cooper	LAC	◆ 2005	0.70	4:32.77	14.91 B
	50m	28.51	100m 1:00.95 32.44	150m 1:37.20 36.25	200m 2:11.76 34.56	250m 2:51.18 39.42	300m 3:31.00 39.82	350m 4:02.83 31.83
							29.94	
12	4	1	McINERNY Evan	SA	2001	0.69	4:33.00	15.14 B
	50m	27.72	100m 59.76 32.04	150m 1:34.36 34.60	200m 2:09.01 34.65	250m 2:48.57 39.56	300m 3:28.40 39.83	350m 4:01.43 33.03
							31.57	
13	4	3	LLOYD Owen	NCAC	2001	0.81	4:33.59	15.73 B
	50m	28.83	100m 1:02.05 33.22	150m 1:37.02 34.97	200m 2:11.56 34.54	250m 2:52.73 41.17	300m 3:33.14 40.41	350m 4:04.33 31.19
							29.26	
14	4	4	BECKER Dylan	SAND	◆ 2002	0.70	4:33.67	15.81 B
	50m	28.19	100m 1:00.59 32.40	150m 1:35.40 34.81	200m 2:09.53 34.13	250m 2:50.38 40.85	300m 3:32.47 42.09	350m 4:04.00 31.53
							29.67	
15	4	5	BLAYLOCK Ford	UN-MR	1999	0.75	4:33.81	15.95 B
	50m	28.73	100m 1:02.45 33.72	150m 1:39.56 37.11	200m 2:15.46 35.90	250m 2:54.74 39.28	300m 3:34.08 39.34	350m 4:05.23 31.15
							28.58	
16	3	3	MONAHAN Conall	MAC-NC	◆ 2002	0.67	4:33.93	16.07 B
	50m	29.00	100m 1:02.55 33.55	150m 1:36.89 34.34	200m 2:10.80 33.91	250m 2:49.53 38.73	300m 3:30.09 40.56	350m 4:02.46 32.37
							31.47	

Official Timekeeping by Omega





2020 Tyr Pro Swim Series

Knoxville, TN

January 16 - 19, 2020

Event 10

17 JAN 2020 - 11:09

Men's 400m Individual Medley

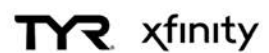
Heats

Results Summary

Event Number 10

Rank	Heat	Lane	Name	Club Code	Year of Birth	R.T.	Time	Time Behind
17	2	5	MILLER Brandon	NCAC	◆ 2003	0.67	4:33.99	16.13 C
	50m 29.76	100m 1:03.10	150m 1:37.48	200m 2:10.29	250m 2:51.55	300m 3:32.26	350m 4:04.65	
		33.34	34.38	32.81	41.26	40.71	32.39	29.34
18	5	2	MITCHELL Jake	CSC-IN	2001	0.74	4:34.52	16.66 C
	50m 27.93	100m 1:00.38	150m 1:35.80	200m 2:09.91	250m 2:50.51	300m 3:32.23	350m 4:04.13	
		32.45	35.42	34.11	40.60	41.72	31.90	30.39
19	3	1	SANDERS Ethan	TENN	1999	0.76	4:34.77	16.91 C
	50m 28.01	100m 1:00.14	150m 1:37.01	200m 2:12.97	250m 2:51.80	300m 3:32.00	350m 4:04.62	
		32.13	36.87	35.96	38.83	40.20	32.62	30.15
20	3	2	LI Stanford	PCSC	◆ 2002	0.66	4:35.06	17.20 C
	50m 29.14	100m 1:02.43	150m 1:38.61	200m 2:12.80	250m 2:53.37	300m 3:34.64	350m 4:05.78	
		33.29	36.18	34.19	40.57	41.27	31.14	29.28
21	6	7	ZUCHOWSKI Josh	FASTFG	◆ 2004	0.71	4:35.13	17.27 C
	50m 28.15	100m 1:00.16	150m 1:35.81	200m 2:10.60	250m 2:49.94	300m 3:31.00	350m 4:03.62	
		32.01	35.65	34.79	39.34	41.06	32.62	31.51
22	4	6	BREZMANN Peter	NCAC	◆ 2003	0.75	4:35.61	17.75 C
	50m 28.71	100m 1:00.88	150m 1:37.89	200m 2:13.68	250m 2:52.97	300m 3:31.98	350m 4:04.32	
		32.17	37.01	35.79	39.29	39.01	32.34	31.29
23	8	5	CUSTER Liam	SYS	◆ 2004	0.73	4:36.02	18.16 C
	50m 29.45	100m 1:02.77	150m 1:37.20	200m 2:11.61	250m 2:50.90	300m 3:32.09	350m 4:04.81	
		33.32	34.43	34.41	39.29	41.19	32.72	31.21
24	3	6	BRIED Tommy	ACE	◆ 2003	0.79	4:36.04	18.18 C
	50m 28.14	100m 59.81	150m 1:36.49	200m 2:12.04	250m 2:51.88	300m 3:32.43	350m 4:05.62	
		31.67	36.68	35.55	39.84	40.55	33.19	30.42
25	4	8	BROWN Eric	PCSC	◆ 2002	0.75	4:36.11	18.25 D
	50m 29.18	100m 1:02.44	150m 1:37.44	200m 2:11.70	250m 2:53.01	300m 3:34.91	350m 4:05.94	
		33.26	35.00	34.26	41.31	41.90	31.03	30.17
26	7	6	MORALES Yeziel	AZFL	1996	0.68	4:37.18	19.32 D
	50m 27.71	100m 59.67	150m 1:36.43	200m 2:11.55	250m 2:54.18	300m 3:36.66	350m 4:07.52	
		31.96	36.76	35.12	42.63	42.48	30.86	29.66
27	8	4	URIBE Brian	SCAR	◆ 2003	0.70	4:37.39	19.53 D
	50m 29.46	100m 1:01.98	150m 1:38.27	200m 2:13.05	250m 2:51.86	300m 3:32.37	350m 4:05.06	
		32.52	36.29	34.78	38.81	40.51	32.69	32.33
28	6	2	VANDEUSEN Jack	BSS	2001	0.72	4:37.77	19.91 D
	50m 28.19	100m 1:00.44	150m 1:37.58	200m 2:13.29	250m 2:54.05	300m 3:34.98	350m 4:07.69	
		32.25	37.14	35.71	40.76	40.93	32.71	30.08
29	6	1	STOKES Richie	UCSC	2000	0.71	4:38.36	20.50 D
	50m 29.38	100m 1:02.74	150m 1:37.71	200m 2:11.61	250m 2:52.80	300m 3:34.51	350m 4:07.90	
		33.36	34.97	33.90	41.19	41.71	33.39	30.46
30	2	3	COTE Ben	SPA-FL	◆ 2003	0.67	4:38.55	20.69 D
	50m 29.23	100m 1:02.97	150m 1:40.39	200m 2:15.96	250m 2:55.48	300m 3:34.94	350m 4:07.42	
		33.74	37.42	35.57	39.52	39.46	32.48	31.13
31	2	6	CAIRNS Zac	NCAC	◆ 2002	0.71	4:40.06	22.20 D
	50m 29.28	100m 1:02.07	150m 1:37.73	200m 2:12.09	250m 2:53.53	300m 3:34.52	350m 4:07.47	
		32.79	35.66	34.36	41.44	40.99	32.95	32.59
32	1	5	DEVINE Owen	TENN	1999	0.65	4:40.16	22.30 D
	50m 29.11	100m 1:02.43	150m 1:39.34	200m 2:14.24	250m 2:55.65	300m 3:36.74	350m 4:10.01	
		33.32	36.91	34.90	41.41	41.09	33.27	30.15
33	8	3	WARD Zach	BKYS	◆ 2002	0.67	4:40.24	22.38 R
	50m 27.54	100m 59.08	150m 1:35.22	200m 2:11.46	250m 2:53.09	300m 3:35.61	350m 4:08.35	
		31.54	36.14	36.24	41.63	42.52	32.74	31.89
34	7	3	ATKINSON Ike	MAC-NC	2001	0.84	4:40.60	22.74 R
	50m 28.71	100m 1:02.36	150m 1:40.02	200m 2:17.07	250m 2:59.07	300m 3:41.67	350m 4:11.56	
		33.65	37.66	37.05	42.00	42.60	29.89	29.04
35	5	1	VANHERK Brendan	ROD	1999	0.64	4:40.84	22.98
	50m 28.57	100m 1:01.07	150m 1:37.35	200m 2:12.87	250m 2:53.74	300m 3:35.49	350m 4:08.71	
		32.50	36.28	35.52	40.87	41.75	33.22	32.13

Official Timekeeping by Omega





2020 Tyr Pro Swim Series

Knoxville, TN

January 16 - 19, 2020

Event 10

17 JAN 2020 - 11:09

Men's 400m Individual Medley

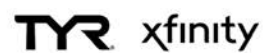
Heats

Results Summary

Event Number 10

Rank	Heat	Lane	Name	Club Code	Year of Birth	R.T.	Time	Time Behind	
36	4	2	ZUCKER Logan	MAC-NC	◆ 2003	0.64	4:41.03	23.17	
			50m 29.01	100m 1:02.22	150m 1:38.43	200m 2:13.58	250m 2:54.26	300m 3:36.31	350m 4:08.87
				33.21	36.21	35.15	40.68	42.05	32.56
									32.16
37	6	6	HEASLEY Ethan	HEAT	2001	0.76	4:41.40	23.54	
			50m 28.35	100m 1:01.53	150m 1:39.72	200m 2:17.60	250m 2:56.24	300m 3:36.69	350m 4:09.54
				33.18	38.19	37.88	38.64	40.45	32.85
									31.86
38	1	7	MURRAY Nathan	TENN	1997	0.71	4:41.74	23.88	
			50m 29.16	100m 1:02.30	150m 1:37.15	200m 2:10.69	250m 2:53.25	300m 3:35.96	350m 4:09.34
				33.14	34.85	33.54	42.56	42.71	33.38
									32.40
39	7	5	ANDERSON Jack	LAK	◆ 2003	0.77	4:42.64	24.78	
			50m 27.96	100m 1:01.27	150m 1:39.85	200m 2:17.13	250m 2:57.55	300m 3:37.52	350m 4:10.48
				33.31	38.58	37.28	40.42	39.97	32.96
									32.16
40	7	1	PARKER Jack	YSSC	◆ 2002	0.80	4:42.82	24.96	
			50m 28.92	100m 1:02.92	150m 1:38.83	200m 2:13.77	250m 2:56.04	300m 3:38.72	350m 4:11.21
				34.00	35.91	34.94	42.27	42.68	32.49
									31.61
41	2	1	ROSELY Zane	CW	◆ 2002	0.63	4:42.90	25.04	
			50m 28.78	100m 1:01.44	150m 1:38.15	200m 2:13.68	250m 2:55.62	300m 3:37.44	350m 4:11.30
				32.66	36.71	35.53	41.94	41.82	33.86
									31.60
42	1	6	TAYLOR Andrew	TBAC	◆ 2004	0.74	4:43.26	25.40	
			50m 29.99	100m 1:04.27	150m 1:40.19	200m 2:15.38	250m 2:57.77	300m 3:39.79	350m 4:12.36
				34.28	35.92	35.19	42.39	42.02	32.57
									30.90
43	2	2	McFARLAND Tristan	TOPS	◆ 2002	0.68	4:43.58	25.72	
			50m 29.46	100m 1:02.89	150m 1:40.11	200m 2:16.12	250m 2:56.04	300m 3:37.37	350m 4:11.57
				33.43	37.22	36.01	39.92	41.33	34.20
									32.01
44	1	4	SWIFT Sean	SMST	◆ 2002	0.73	4:44.10	26.24	
			50m 28.97	100m 1:02.72	150m 1:40.34	200m 2:17.21	250m 2:57.11	300m 3:38.89	350m 4:12.20
				33.75	37.62	36.87	39.90	41.78	33.31
									31.90
45	1	1	BELKHELLADI Malachy	PCSC	◆ 2003	0.76	4:46.62	28.76	
			50m 28.64	100m 1:00.88	150m 1:37.35	200m 2:12.52	250m 2:55.04	300m 3:38.47	350m 4:13.43
				32.24	36.47	35.17	42.52	43.43	34.96
									33.19
46	2	8	NGAN Owen	UN-OR	◆ 2003	0.70	4:46.82	28.96	
			50m 30.17	100m 1:05.31	150m 1:42.62	200m 2:18.10	250m 2:59.36	300m 3:40.86	350m 4:14.37
				35.14	37.31	35.48	41.26	41.50	33.51
									32.45
47	1	8	KANG Conner	LAK	2001	0.65	4:46.98	29.12	
			50m 28.29	100m 1:00.69	150m 1:38.24	200m 2:15.51	250m 2:56.57	300m 3:38.74	350m 4:12.92
				32.40	37.55	37.27	41.06	42.17	34.18
									34.06
48	7	4	HORNE Thomas	TNAQ	2001	0.78	4:47.55	29.69	
			50m 28.29	100m 1:00.17	150m 1:36.22	200m 2:12.33	250m 2:54.62	300m 3:38.03	350m 4:12.87
				31.88	36.05	36.11	42.29	43.41	34.84
									34.68
49	3	5	HUSKEY Aj	CSC-MV	◆ 2002	0.61	4:48.38	30.52	
			50m 28.56	100m 1:01.48	150m 1:38.54	200m 2:14.87	250m 2:56.63	300m 3:39.72	350m 4:14.52
				32.92	37.06	36.33	41.76	43.09	34.80
									33.86
50	8	2	SIMPSON Blake	SMSC	2001	0.76	4:49.34	31.48	
			50m 30.27	100m 1:05.50	150m 1:43.53	200m 2:20.25	250m 3:01.65	300m 3:44.66	350m 4:16.39
				35.23	38.03	36.72	41.40	43.01	31.73
									32.95
51	2	4	BARNETT Wes	MAC-NC	◆ 2002	0.70	4:49.49	31.63	
			50m 29.12	100m 1:03.27	150m 1:40.11	200m 2:15.99	250m 2:58.74	300m 3:42.03	350m 4:15.83
				34.15	36.84	35.88	42.75	43.29	33.80
									33.66
52	1	3	BORISOV Alex	BAY	2001	0.70	4:49.83	31.97	
			50m 29.93	100m 1:04.43	150m 1:43.50	200m 2:21.65	250m 3:01.05	300m 3:43.02	350m 4:16.86
				34.50	39.07	38.15	39.40	41.97	33.84
									32.97
53	8	6	HILLERY Ryan	TIDE	◆ 2003	0.66	4:52.15	34.29	
			50m 29.21	100m 1:02.71	150m 1:42.04	200m 2:19.82	250m 3:02.07	300m 3:45.48	350m 4:18.64
				33.50	39.33	37.78	42.25	43.41	33.16
									33.51
54	7	8	SCHOLTZ Will	LAK	◆ 2004	0.75	4:54.38	36.52	
			50m 29.50	100m 1:05.25	150m 1:44.33	200m 2:21.84	250m 3:02.34	300m 3:43.32	350m 4:19.09
				35.75	39.08	37.51	40.50	40.98	35.77
	3	8	STEELE Matthew	SA	◆ 2002		DNS		

Official Timekeeping by Omega





2020 Tyr Pro Swim Series

Knoxville, TN

January 16 - 19, 2020

Event 10

17 JAN 2020 - 11:09

Men's 400m Individual Medley

Heats

Results Summary

Event Number 10

Rank	Heat	Lane	Name	Club Code	Year of Birth	R.T.	Time	Time Behind
	5	7	HUSSEY Patrick	PCSC	2001		DNS	
	8	7	LEIGHNINGER Ian	DR	2001		DNS	
	1	2	WOLFF Sebastian	TOPS	♦ 2003		DSQ	
	3	7	SOSNOVIK Danylo	PCSC	1999		DSQ	
	6	8	GUSEV Alexander	SYS	2001		DSQ	
	7	2	GEHRIG John	MAC-NC	♦ 2002		DSQ	
	7	7	LIERZ Harrison	EA	♦ 2002		DSQ	

Legend:

A	Qualified for final A	AM	Americas Record	B	Qualified for final B
C	Qualified for final C	CR	Championship Record	D	Qualified for final D
DNS	Did Not Start	DSQ	Disqualified	R	Reserve
R.T.	Reaction Time	US	US Open Record	WJ	World Junior Record
WR	World Record	♦	Junior swimmer		

Official Timekeeping by Omega



MARRIOTT
BONVOY



Neptune-Benson
EVOQUA



TYR xfinity



2020 Tyr Pro Swim Series

Knoxville, TN

January 16 - 19, 2020

Event 3

17 JAN 2020 - 09:30

Women's 200m Freestyle

Heats

Start List

Event Number 3

	Record	Splits		Name	Club Code	Location	Date
WR	1:52.98	27.34	55.60	1:24.38	PELLEGRINI Federica	ITA Rome (ITA)	29 JUL 2009
US	1:54.40	27.01	55.61	1:24.89	SCHMITT Allison	USA Omaha, NE (USA)	28 JUN 2012
CR	1:54.43				LEDECKY Katie	USA Austin (USA)	1 JAN 2016
AM	1:53.61	27.18	55.38	1:24.35	SCHMITT Allison	USA London (GBR)	31 JUL 2012
WJ	1:54.81				RUCK Taylor	USA Gold Coast (AUS)	5 APR 2018

Heat 1 of 12

Lane	Name	Club Code	Year of	Entry Time	Time	Rank
1	STRICKLIN Sydney	CW	◆ 2003	2:03.31		
2	MATTES Michaela	SYS	◆ 2005	2:02.87		
3	ALVAREZ Maria	TNAQ	1989	2:02.67		
4	BARR Savannah	SYS	2002	2:02.61		
5	SIMS Bella	SAND	◆ 2005	2:02.65		
6	WAGNER Annika	WILD	2002	2:02.79		
7	HETRICK Paige	BRAD	2002	2:03.02		
8	SAMANSKY Abby	TENN	2001	2:03.41		

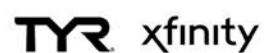
Heat 2 of 12

Lane	Name	Club Code	Year of	Entry Time	Time	Rank
1	DALEY Elan	ESWI	◆ 2005	2:02.30		
2	ROTHROCK Trude	TENN	1999	2:02.08		
3	GEER Margo	MVN	1992	2:01.62		
4	CALDOW Elle	TIDE	2002	2:01.49		
5	NUNAN Amanda	TENN	1999	2:01.52		
6	NOVELLINE Carly	WILD	◆ 2004	2:02.03		
7	SMALL Meghan	TENN	1998	2:02.30		
8	McCARVILLE Kate	SPA-AR	◆ 2003	2:02.57		

Heat 3 of 12

Lane	Name	Club Code	Year of	Entry Time	Time	Rank
1	GANTRIIS Emily	DEN	1999	2:01.38		
2	ZAVAROS Mabel	OAK	2000	2:01.16		
3	LUDLOW Danica	UCSC	1996	2:00.84		
4	McMURRAY Olivia	SWIM	◆ 2003	2:00.34		
5	SULLIVAN Erica	SAND	2000	2:00.73		
6	WALSH Gretchen	NAC	◆ 2003	2:01.12		
7	WILSON Kayla	TIDE	◆ 2004	2:01.34		
8	HINDS Natalie	ABSC	1993	2:01.42		

Official Timekeeping by Omega





2020 Tyr Pro Swim Series

Knoxville, TN

January 16 - 19, 2020

Event 3

17 JAN 2020 - 09:30

Women's 200m Freestyle

Heats

Start List

Event Number 3

Heat 4 of 12

Lane	Name	Club Code	Year of	Entry Time	Time	Rank
1	STEGE Rachel	FOX	◆ 2003	1:59.90		
2	O'CROININ Emma	EKSC	◆ 2003	1:58.64		
3	SMITH Rebecca	CAN	2000	1:57.72		
4	MANUEL Simone	ALTO	1996	1:56.09		
5	SANCHEZ Kayla	CAN	2001	1:57.23		
6	RAAB Meaghan	NAC	1996	1:58.42		
7	ACKMAN Alyson	PCSC	1993	1:58.85		
8	BELLIO Katrina	ESWI	◆ 2004	2:00.25		

Heat 5 of 12

Lane	Name	Club Code	Year of	Entry Time	Time	Rank
1	GOSS Kennedy	GGST	1996	1:59.37		
2	COX Madisyn	TXLA	1995	1:58.52		
3	FLICKINGER Hali	SUN	1994	1:57.65		
4	SCHMITT Allison	SUN	1990	1:55.82		
5	MARGALIS Melanie	SPA-FL	1991	1:56.84		
6	WEYANT Emma	SYS	2001	1:58.36		
7	PADINGTON Mackenzie	CAN	1999	1:58.84		
8	ROSENDAHL BACH Helena	DEN	2000	2:00.14		

Heat 6 of 12

Lane	Name	Club Code	Year of	Entry Time	Time	Rank
1	FRERIKS Geena	KYA	1996	1:59.17		
2	SMITH Regan	RIPT	2002	1:58.44		
3	COMERFORD Mallory	CARD	1997	1:57.48		
4	RUCK Taylor	CAN	2000	1:54.44		
5	OLEKSIK Penny	CAN	2000	1:56.41		
6	MEITZ Kaersten	BA	1995	1:58.23		
7	BRO Signe	DEN	1999	1:58.64		
8	BROWN Erika	TENN	1998	2:00.09		

Heat 7 of 12

Lane	Name	Club Code	Year of	Entry Time	Time	Rank
1	McCULLOH Abigail	SA	2002	2:04.13		
2	CARDWELL Summer	TBAC	◆ 2004	2:04.10		
3	WEIR Amanda	SA	1986	2:03.77		
4	GRIMES Katie	SAND	◆ 2006	2:03.61		
5	McENROE Kirsti	YSSC	◆ 2004	2:03.69		
6	BELLARD Hannah	CW	◆ 2005	2:04.08		
7	RAZEWSKI Morgan	MAC-NC	◆ 2004	DNS		
8	LIANG Christey	EKSC	◆ 2004	2:04.19		

Official Timekeeping by Omega





2020 Tyr Pro Swim Series

Knoxville, TN

January 16 - 19, 2020

Event 3

17 JAN 2020 - 09:30

Women's 200m Freestyle

Heats

Start List

Event Number 3

Heat 8 of 12

Lane	Name	Club Code	Year of	Entry Time	Time	Rank
1	YODER Kylie	MAC-NC	◆ 2003	2:04.91		
2	WENG Vivian	GS	2002	2:04.58		
3	LENIHAN Emily	LAK	2002	2:04.51		
4	COOPER Grace	DLTA	2002	2:04.39		
5	BRATTON Lisa	AGS	1996	2:04.40		
6	SHIELDS Kendall	TENN	2000	2:04.55		
7	WATTS Stella Grace	ATAC	◆ 2003	2:04.88		
8	MARTIN Allison	FISH	◆ 2003	2:04.96		

Heat 9 of 12

Lane	Name	Club Code	Year of	Entry Time	Time	Rank
1	SAND Adair	UN-FL	2001	2:03.33		
2	WILLIAMS Taylor	AQJT	◆ 2003	2:02.93		
3	CRUSH Annabel	LAK	2002	2:01.77		
4	SAUICKIE Addie	SYS	◆ 2006	2:04.98		
5	THATCHER Zoe	SST	1996	2:01.70		
6	GABLE Isabella	TENN	2000	2:01.86		
7	DENIGAN Mariah	LAK	◆ 2003	2:03.02		
8	STONE McKenna	FOX	◆ 2003	2:03.46		

Heat 10 of 12

Lane	Name	Club Code	Year of	Entry Time	Time	Rank
1	LANE Nicola	RAYS	2002	2:06.70		
2	WATSON-BROWN Logan	BAY	◆ 2003	2:06.33		
3	LANNING Mackenzie	LAK	◆ 2004	2:05.59		
4	ALLEN Mara	SMST	2002	2:05.12		
5	BURROUGHS Julia	TNAQ	◆ 2004	2:05.45		
6	CHANG Claudia	AQJT	2002	2:05.92		
7	SWEENEY Reagan	SA	◆ 2003	2:06.49		
8	KETSLAKH Abbey	CW	◆ 2003	2:06.71		

Heat 11 of 12

Lane	Name	Club Code	Year of	Entry Time	Time	Rank
1	HURT Lauren	NAC	2001	2:07.36		
2	PONSON Allyson	AZFL	1995	2:07.15		
3	RANDALL Katherine	RIPT	◆ 2003	2:06.84		
4	AVILA Julimar	UN-NE	1997	2:06.72		
5	YULE Katie	SMST	2002	DNS		
6	JORGENSON Jojo	AQJT	2001	2:06.95		
7	BARTON Sarah	MAC-NC	2002	2:07.17		
8	MURPHY Rosie	SMST	◆ 2004	2:07.56		

Official Timekeeping by Omega





2020 Tyr Pro Swim Series

Knoxville, TN

January 16 - 19, 2020

Event 3

17 JAN 2020 - 09:30

Women's 200m Freestyle

Heats

Start List

Event Number 3

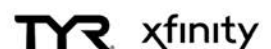
Heat 12 of 12

Lane	Name	Club Code	Year of	Entry Time	Time	Rank
3	RUAN Tiffanie	FOX	2002	2:05.91		
4	DAVIS Jessica	DLTA	2001	2:04.16		
5	MILLER Hayden	CFSC	◆ 2004	2:04.83		
6	YANDLE Ava	MAC-NC	◆ 2003	2:06.25		

Legend:

AM	Americas Record	CR	Championship Record	US	US Open Record	WJ	World Junior Record
WR	World Record	◆	Junior swimmer				

Official Timekeeping by Omega





2020 Tyr Pro Swim Series

Knoxville, TN

January 16 - 19, 2020

Event 4

17 JAN 2020 - 09:45

Men's 200m Freestyle

Heats

Start List

Event Number 4

	Record	Splits			Name	Club Code	Location	Date
WR	1:42.00	24.23	50.12	1:16.30	BIEDERMANN Paul	GER	Rome (ITA)	28 JUL 2009
US	1:44.10	24.89	51.00	1:17.81	PHELPS Michael	USA	Omaha, NE (USA)	1 JUL 2008
CR	1:44.82				YANG Sun	JPN	Santa Clara (USA)	1 JAN 2016
AM	1:42.96	24.31	50.29	1:16.84	PHELPS Michael	USA	Beijing (CHN)	12 AUG 2008
WJ	1:46.13				WINNINGTON Elijah	AUS	Bisbane (AUS)	18 DEC 2018

Heat 1 of 11

Lane	Name	Club Code	Year of	Entry Time	Time	Rank
1	LUCAS Cooper	LAC	◆ 2005	1:54.19		
2	ABBOTT Taylor	TENN	1998	DNS		
3	MORALES Yeziel	AZFL	1996	DNS		
4	COLE William	LAK	2001	1:53.54		
5	ROBINS Philippe	PCSC	◆ 2002	1:53.56		
6	KISIL Yuri	CAN	1995	1:54.05		
7	POELKE Boyd	MAC-NC	2001	1:54.07		
8	ATKINSON Ike	MAC-NC	2001	1:54.30		

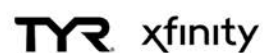
Heat 2 of 11

Lane	Name	Club Code	Year of	Entry Time	Time	Rank
1	YANCHULIS Noah	UN-NJ	1996	1:53.10		
2	NORGAARD Alexander	DEN	2000	1:52.93		
3	COTE Lukas	SPA-FL	2001	1:52.85		
4	HOOVER Sam	NCAC	◆ 2003	1:52.29		
5	VANDEUSEN Jack	BSS	2001	1:52.43		
6	HINAWI Marc	TENN	1997	1:52.92		
7	LICON Will	TXLA	1994	1:53.01		
8	BRIGGS Nolan	TENN	2000	1:53.44		

Heat 3 of 11

Lane	Name	Club Code	Year of	Entry Time	Time	Rank
1	ARAYA Gabriel	AZFL	1999	1:52.05		
2	BAILEY Seth	TENN	2000	1:51.56		
3	HEASLEY Ethan	HEAT	2001	1:51.52		
4	PALASCHUK Brian	ROD	1998	1:51.33		
5	McDONALD Jacob	RAYS	◆ 2002	1:51.46		
6	WALSH Josh	TENN	1999	1:51.56		
7	FLEAGLE Josh	UN-OH	1993	1:51.88		
8	CHANEY Adam	RAYS	◆ 2002	1:52.13		

Official Timekeeping by Omega





2020 Tyr Pro Swim Series

Knoxville, TN

January 16 - 19, 2020

Event 4

17 JAN 2020 - 09:45

Men's 200m Freestyle

Heats

Start List

Event Number 4

Heat 4 of 11

Lane	Name	Club Code	Year of	Entry Time	Time	Rank
1	RUTTER Jonathan	UN-VA	1996	1:50.95		
2	WIESER Chris	DART	1995	1:49.38		
3	SCHREUDERS Mikel	UN-MV	1998	1:48.63		
4	APPLE Zach	MVN	1997	1:46.56		
5	FOSTER Carson	RAYS	2001	1:47.47		
6	ACEVEDO Javier	AJAX	1998	1:49.02		
7	AL-YAMANI Mokhtar	CW	1997	1:50.18		
8	BROTHERS Peter	UCSC	1996	1:51.27		

Heat 5 of 11

Lane	Name	Club Code	Year of	Entry Time	Time	Rank
1	REILMAN Joey	TNAQ	1997	1:50.77		
2	ROSE Dare	SCAR	◆ 2002	1:49.26		
3	MAGAHEY Jake	SA	2001	1:48.11		
4	FARRIS Dean	HARV	1997	DNS		
5	HOUSE Grant	SUN	1998	1:46.95		
6	MITCHELL Jake	CSC-IN	2001	1:48.92		
7	RYSGAARD Mathias	DEN	1998	1:49.61		
8	SKAANING Daniel	DEN	1993	1:51.25		

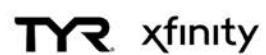
Heat 6 of 11

Lane	Name	Club Code	Year of	Entry Time	Time	Rank
1	ACOSTA Marcelo	CARD	1996	1:50.58		
2	OLAFSON Carson	CAN	1997	1:49.14		
3	GROTHER Zane	BCH	1992	1:47.90		
4	SELISKAR Andrew	CAL	1996	1:45.70		
5	CONGER Jack	CAV	1994	DNS		
6	BAGSHAW Jeremy	CAN	1992	1:48.88		
7	DAVIS Wyatt	CSC-IN	2001	1:49.48		
8	SZABO Norbert Szabo	UN-VA	1996	1:51.04		

Heat 7 of 11

Lane	Name	Club Code	Year of	Entry Time	Time	Rank
1	HILL Robert	UCSC	1996	1:55.02		
2	McGILLIVRAY Michal	ROD	◆ 2002	1:54.84		
3	POWELL Jacob	UN-MR	2001	1:54.74		
4	LEBUKE James	CAN	◆ 2002	1:54.48		
5	HERON David	MVN	1995	1:54.71		
6	HUSSEY Patrick	PCSC	2001	1:54.84		
7	ZUCKER Logan	MAC-NC	◆ 2003	1:54.94		
8	FALLS Tanner	UN-MR	2001	1:55.07		

Official Timekeeping by Omega





2020 Tyr Pro Swim Series

Knoxville, TN

January 16 - 19, 2020

Event 4

17 JAN 2020 - 09:45

Men's 200m Freestyle

Heats

Start List

Event Number 4

Heat 8 of 11

Lane	Name	Club Code	Year of	Entry Time	Time	Rank
1	PONCE de LEON Rafael	BSS	2000	1:55.68		
2	GIRAUDEAU Joel	TENN	2000	1:55.52		
3	CONNOLLY Alec	TENN	1998	1:55.25		
4	LI Stanford	PCSC	◆ 2002	1:55.22		
5	GRIMES Sawyer	SAND	2001	1:55.23		
6	CULETU Justin	UN-PC	◆ 2002	1:55.48		
7	REYNOLDS Parker	SMSC	◆ 2004	1:55.52		
8	LIN Kevin	UN-MR	2000	1:49.26		

Heat 9 of 11

Lane	Name	Club Code	Year of	Entry Time	Time	Rank
1	PLIUSKAITIS Stuart	SNOW	2000	1:56.72		
2	CROOKS Jordan	CAY	◆ 2002	1:56.33		
3	GEHRIG John	MAC-NC	◆ 2002	1:56.02		
4	MURRAY Nathan	TENN	1997	1:51.75		
5	SHEPPARD Aj	CLOV	◆ 2002	1:55.87		
6	NELSON Baylor	MAC-NC	◆ 2003	1:56.04		
7	FULLUM-HUOT Edouard	PCSC	◆ 2002	1:56.52		
8	ANDERSON Jack	LAK	◆ 2003	1:56.75		

Heat 10 of 11

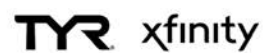
Lane	Name	Club Code	Year of	Entry Time	Time	Rank
1	DON James	SCAR	◆ 2003	1:57.91		
2	BARNETT Wes	MAC-NC	◆ 2002	1:57.40		
3	BROWN Eric	PCSC	◆ 2002	1:57.13		
4	CRANFIELD Conor	SWIM	◆ 2002	1:56.87		
5	KIRK Jackson	BSS	2001	1:56.90		
6	GARCIA Kyle	SMST	◆ 2002	1:57.26		
7	LORSON Oakley	CSC-MV	◆ 2002	1:57.79		
8	BECKER Dylan	SAND	◆ 2002	1:57.93		

Heat 11 of 11

Lane	Name	Club Code	Year of	Entry Time	Time	Rank
3	ZITO Nick	UN-IL	1994	1:55.19		
4	STAUNCH Ryan	SWIM	◆ 2002	1:57.94		
5	CHAVEZ William	TOPS	2001	1:52.69		
6	ROSELY Zane	CW	◆ 2002	1:55.20		

AM	Americas Record	CR	Championship Record	US	US Open Record	WJ	World Junior Record
WR	World Record	◆	Junior swimmer				

Official Timekeeping by Omega





2020 Tyr Pro Swim Series

Knoxville, TN

January 16 - 19, 2020

Event 5

17 JAN 2020 - 09:59

Women's 100m Breaststroke

Heats

Start List

Event Number 5

	Record	Split	Name	Club Code	Location	Date
WR	1:04.13	29.80	KING Lilly	USA	Budapest (HUN)	25 JUL 2017
US	1:04.45	29.80	HARDY Jessica	USA	Federal Way, WA (USA)	7 AUG 2009
CR	1:05.57		SONI Rebecca	USA	Charlotte (USA)	1 JAN 2011
AM	1:04.13	29.80	KING Lilly	USA	Budapest (HUN)	25 JUL 2017
WJ	1:05.39	30.48	MEILUTYTE Ruta	LTU	Nanjing (CHN)	20 AUG 2014

Heat 1 of 9

Lane	Name	Club Code	Year of	Entry Time	Time	Rank
1	KEMENY Saige	ATAC	2001	1:13.43		
2	KOUTAVAS Madison	BSS	2002	1:13.34		
3	HWANG Emma	CHEN	◆ 2004	1:13.02		
4	WEYANT Gracie	SYS	◆ 2005	1:12.87		
5	CURTIS Brynn	YORK	2002	1:12.90		
6	SCHWAB Carly	BSS	2001	1:13.21		
7	McGANN Bridget	DLTA	◆ 2006	1:13.40		
8	HOLMAN Hannah	TENN	1996	1:13.48		

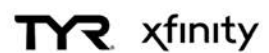
Heat 2 of 9

Lane	Name	Club Code	Year of	Entry Time	Time	Rank
1	JANNASCH Jadya	LAC	2002	1:12.50		
2	CHAHBANDOUR Claire	TOPS	◆ 2003	1:12.42		
3	LIBLER Jordyn	CW	◆ 2003	1:12.14		
4	SYKES Emily	TENN	1998	DNS		
5	LUGBILL Reese	RAYS	2002	1:12.07		
6	MARTIN Mary	DSMY	◆ 2003	1:12.24		
7	OWNBEY Hannah	YSSC	2001	1:12.49		
8	PARKINSON Maxine	DLTA	2002	1:12.75		

Heat 3 of 9

Lane	Name	Club Code	Year of	Entry Time	Time	Rank
1	MENDENHALL Olivia	SPA-AR	◆ 2003	1:11.89		
2	McENROE Annika	YSSC	2002	1:11.68		
3	BACON Phoebe	NCAP	2002	1:11.49		
4	HAMBLIN Kaylee	MSA	◆ 2003	1:11.25		
5	NELSON Emme	MAC-NC	2001	1:11.29		
6	DENNIS Holley	TOPS	2002	1:11.59		
7	STADDEN Isabelle	AQJT	2002	1:11.75		
8	JOHNSON Gigi	SA	◆ 2004	1:11.95		

Official Timekeeping by Omega





2020 Tyr Pro Swim Series

Knoxville, TN

January 16 - 19, 2020

Event 5

17 JAN 2020 - 09:59

Women's 100m Breaststroke

Heats

Start List

Event Number 5

Heat 4 of 9

Lane	Name	Club Code	Year of	Entry Time	Time	Rank
1	BARAKEY Lauren	TIDE	2002	1:10.86		
2	BROUWER Aubree	SPA-AR	◆ 2003	1:09.33		
3	HANSSON Sophie	NCS	1998	1:07.61		
4	GALAT Bethany	AGS	1995	1:06.41		
5	ULYETT Jocelyn	LU	1995	1:07.35		
6	JACOBY Lydia	STSC	◆ 2004	1:08.12		
7	HERRMANN Danielle	CLOV	1987	1:09.87		
8	FOLEY Sally	PCAC	2002	1:11.16		

Heat 5 of 9

Lane	Name	Club Code	Year of	Entry Time	Time	Rank
1	BRADAC Sophia	TOPS	2001	1:10.49		
2	WEBER Emma	TOPS	◆ 2004	1:08.73		
3	COX Madisyn	TXLA	1995	DNS		
4	LAZOR Annie	MVN	1994	1:06.03		
5	KNELSON Faith	CAN	2001	1:07.30		
6	YEUNG Jamie	CW	1997	1:07.86		
7	RAINEY Grace	MAC-NC	◆ 2004	1:09.42		
8	MANGAOANG Desirae	MAC-NC	2002	1:11.05		

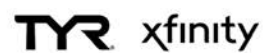
Heat 6 of 9

Lane	Name	Club Code	Year of	Entry Time	Time	Rank
1	MORLEY Laura	BAH	1996	1:10.44		
2	POPOV Nikol	TENN	1999	1:08.43		
3	ESCOBEDO Emily	COND	1995	1:07.46		
4	HANNIS Molly	TNAQ	1992	DNS		
5	SMITH Kierra	CAN	1994	1:06.54		
6	SUMRALL Micah	CGSC	1990	1:07.80		
7	ANDERSON Olivia	TXLA	1997	1:09.38		
8	DAVISON Chase	TOPS	◆ 2004	1:11.03		

Heat 7 of 9

Lane	Name	Club Code	Year of	Entry Time	Time	Rank
1	GRAHAM Madison	TENN	1997	1:11.03		
2	NGUYEN Mandolin	UN-MR	2001	1:10.98		
3	GUAN Xiaoyun	CHEN	◆ 2003	1:13.75		
4	PLATEK Ella	NAC	2002	1:13.61		
5	GIESLER Emily	ROSE	2001	1:13.73		
6	PEOPLES Olivia	BSS	◆ 2003	1:10.13		
7	PARDUS Kaila	SCSCSC	2002	1:11.01		
8	GORDON Jewel	BAY	2001	1:11.48		

Official Timekeeping by Omega





2020 Tyr Pro Swim Series

Knoxville, TN

January 16 - 19, 2020

Event 5

17 JAN 2020 - 09:59

Women's 100m Breaststroke

Heats

Start List

Event Number 5

Heat 8 of 9

Lane	Name	Club Code	Year of	Entry Time	Time	Rank
2	MUHITCH Seanna	LAC	◆ 2006	1:15.01		
3	WETTELAND Kelly	PA	◆ 2004	1:14.37		
4	LUGBILL Ashley	RAYS	2002	1:13.96		
5	DEEDY Anne	EKC	◆ 2004	1:14.27		
6	SHAW Anna	TOPS	2002	1:14.98		
7	LO Jade	ESWI	◆ 2004	1:15.02		

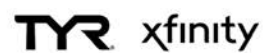
Heat 9 of 9

Lane	Name	Club Code	Year of	Entry Time	Time	Rank
3	RICHARDSON Audrey	WILD	2002	1:14.67		
4	JORGENSEN Jojo	AQJT	2001	1:13.62		
5	YU Audrey	SAND	◆ 2004	1:14.49		

Legend:

AM	Americas Record	CR	Championship Record	US	US Open Record	WJ	World Junior Record
WR	World Record	◆	Junior swimmer				

Official Timekeeping by Omega





2020 Tyr Pro Swim Series

Knoxville, TN

January 16 - 19, 2020

Event 6

17 JAN 2020 - 10:10

Men's 100m Breaststroke

Heats

Start List

Event Number 6

	Record	Split	Name	Club Code	Location	Date
WR	56.88	26.63	PEATY Adam	GBR	Gwangju (KOR)	21 JUL 2019
US	58.74	27.63	CORDES Kevin	USA	Indianapolis, IN (USA)	30 JUN 2017
CR	58.86		PEATY Adam	USA	Indianapolis (USA)	1 JAN 2017
AM	58.64	27.41	CORDES Kevin	USA	Budapest (HUN)	23 JUL 2017
WJ	59.01	27.48	MARTINENGI Nicolo	ITA	Indianapolis (USA)	23 AUG 2017

Heat 1 of 7

Lane	Name	Club Code	Year of	Entry Time	Time	Rank
1	TIPPETT Will	BAY	2001	1:06.99		
2	ABAQUETA Cam	MAC-NC	◆ 2003	1:06.65		
3	PHILLIPS Michael	AQJT	◆ 2004	1:06.46		
4	KANG Conner	LAK	2001	1:06.09		
5	BORISOV Alex	BAY	2001	1:06.44		
6	STEELE Matthew	SA	◆ 2002	DNS		
7	SCHOLTZ Will	LAK	◆ 2004	1:06.67		
8	HOUK Harper	ACAC	2001	1:06.99		

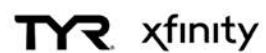
Heat 2 of 7

Lane	Name	Club Code	Year of	Entry Time	Time	Rank
1	PENNEY Tyler	FASTMW	1999	1:05.92		
2	PHIFER Ben	SA	2001	DNS		
3	EWING Kendall	TIDE	◆ 2002	1:05.19		
4	RAAB Tim	TENN	1997	1:04.93		
5	KAYE Parker	TENN	1998	1:05.00		
6	SWIFT Sean	SMST	◆ 2002	1:05.32		
7	PAULUS Peter	DM	2000	1:05.70		
8	CULJAT Lance	EKC	1998	1:06.02		

Heat 3 of 7

Lane	Name	Club Code	Year of	Entry Time	Time	Rank
1	LONG Bryar	ACAC	1997	1:04.82		
2	HONG Joseph	PCAC	◆ 2003	1:04.70		
3	McCORMICK Evan	SMST	2001	1:04.50		
4	BREHM Alex	LAK	◆ 2002	1:04.29		
5	WOLFF Sebastian	TOPS	◆ 2003	1:04.39		
6	WORTH Daniel	EKC	◆ 2002	1:04.61		
7	STEWART Sam	UN-MS	1997	1:04.76		
8	TVRDIK Cameron	SA	◆ 2002	DNS		

Official Timekeeping by Omega





2020 Tyr Pro Swim Series

Knoxville, TN

January 16 - 19, 2020

Event 6

17 JAN 2020 - 10:10

Men's 100m Breaststroke

Heats

Start List

Event Number 6

Heat 4 of 7

Lane	Name	Club Code	Year of	Entry Time	Time	Rank
1	KNOX Finlay	CAN	2001	1:03.85		
2	THOMAS Wes	ALTO	1995	1:02.22		
3	WICH-GLASEN Nils	UN-SC	1994	1:01.03		
4	FINNERTY Ian	MVN	1996	59.49		
5	McKEE Anton	PRVT	1993	1:00.32		
6	DUNPHY Matthew	TNAQ	1997	DNS		
7	RUTTER Jonathan	UN-VA	1996	1:03.40		
8	HOOVER Sam	NCAC	♦ 2003	1:04.01		

Heat 5 of 7

Lane	Name	Club Code	Year of	Entry Time	Time	Rank
1	MARCH Christian	PAQ	1996	1:03.76		
2	MILANOVICH Alexander	ESWI	♦ 2002	1:02.20		
3	CLAVERIE Carlos	CARD	1996	1:00.79		
4	BJERG Tobias	DEN	1998	59.17		
5	FINK Nicolas	ABSC	1993	59.86		
6	DERGOUSOFF James	CHEN	1996	1:02.00		
7	CHAMPLIN Brett	TENN	2000	1:03.27		
8	DILLARD Jarel	TENN	2000	1:03.89		

Heat 6 of 7

Lane	Name	Club Code	Year of	Entry Time	Time	Rank
1	BARR Luke	SCSCMW	♦ 2003	1:03.44		
2	ZITO Nick	UN-IL	1994	1:02.08		
3	FUNK Richard	CAN	1992	1:00.33		
4	WILSON Andrew	ABSC	1993	58.93		
5	HOULIE Michael	TENN	2000	59.64		
6	CRESPO Edgar	SA	1989	1:01.60		
7	MASSEY Luke	TENN	2000	1:02.42		
8	KAMMINGA Frederik	EKSC	1998	1:03.87		

Heat 7 of 7

Lane	Name	Club Code	Year of	Entry Time	Time	Rank
2	WOODBURY Max	HEAT	2000	1:08.34		
3	POLISHCHUK Oleksiy	SCAR	1999	1:07.61		
4	STANLEY Matt	CAC	2000	1:03.13		
5	MONAHAN Conall	MAC-NC	♦ 2002	1:04.48		
6	DEGRIJZE Kevin	SA	♦ 2002	1:07.66		
7	BATSON Henry	TOPS	♦ 2002	1:08.41		

Legend:

AM	Americas Record	CR	Championship Record	US	US Open Record	WJ	World Junior Record
WR	World Record	♦	Junior swimmer				

Official Timekeeping by Omega





2020 Tyr Pro Swim Series

Knoxville, TN

January 16 - 19, 2020

Event 7

17 JAN 2020 - 10:19

Women's 100m Butterfly

Heats

Start List

Event Number 7

	Record	Split	Name	Club Code	Location	Date
WR	55.48	26.01	SJOESTROEM Sarah	SWE	Rio de Janeiro (BRA)	7 AUG 2016
US	56.38	26.51	SJOSTROM Sarah	SWE	Austin, TX (USA)	16 JAN 2016
CR	56.38		SJOSTROM Sarah	SWE	Austin (USA)	1 JAN 2016
AM	55.98	26.39	VOLLMER Dana	USA	London (GBR)	29 JUL 2012
WJ	56.46	26.37	OLEKSIK Penny	USA	Rio de Janeiro (BRA)	7 AUG 2016

Heat 1 of 12

Lane	Name	Club Code	Year of	Entry Time	Time	Rank
1	BELLARD Hannah	CW	◆ 2005	1:02.04		
2	HETRICK Paige	BRAD	2002	1:01.92		
3	SCHMITT Allison	SUN	1990	1:01.77		
4	BEIL Mallory	TENN	2000	1:01.61		
5	HANLON Lydia	ATAC	◆ 2004	1:01.68		
6	SOWARDS Elizabeth	MAC-NC	◆ 2003	1:01.89		
7	JOHNSON Carrie	TENN	1997	1:01.94		
8	MORELLO McKenna	TENN	1999	1:02.12		

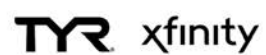
Heat 2 of 12

Lane	Name	Club Code	Year of	Entry Time	Time	Rank
1	DAHMEN Jeanne	PCSC	2002	1:01.56		
2	McCARVILLE Kate	SPA-AR	◆ 2003	1:01.40		
3	BANIC Madeline	TNAQ	1997	1:01.34		
4	STONE McKenna	FOX	◆ 2003	1:01.24		
5	PARDUS Elysse	SCSCSC	2001	1:01.31		
6	SPADONI Marina	PRVT	1993	DNS		
7	MENKHAUS Madeline	MAC-NC	◆ 2003	1:01.40		
8	KAPELLER Abigail	UN-MN	◆ 2003	1:01.57		

Heat 3 of 12

Lane	Name	Club Code	Year of	Entry Time	Time	Rank
1	LENIHAN Emily	LAK	2002	1:01.00		
2	NAZIEBLO Klaudia	UN-VA	1993	1:00.84		
3	HANNAH Jade	CAN	2002	DNS		
4	TEIJONSALO Fanny	SUN	1996	1:00.58		
5	BURT Maddy	SWIM	2002	1:00.75		
6	MANUEL Simone	ALTO	1996	1:00.81		
7	MASSEY Alex	UN-SE	2001	1:00.86		
8	COOPER Grace	DLTA	2002	1:01.11		

Official Timekeeping by Omega





2020 Tyr Pro Swim Series

Knoxville, TN

January 16 - 19, 2020

Event 7

17 JAN 2020 - 10:19

Women's 100m Butterfly

Heats

Start List

Event Number 7

Heat 4 of 12

Lane	Name	Club Code	Year of	Entry Time	Time	Rank
1	CHAN Kin Lok	HKG	1994	1:00.02		
2	BROWN Erika	TENN	1998	58.95		
3	BECKMANN Emilie	DEN	1997	DNS		
4	OLEKSIK Penny	CAN	2000	DNS		
5	COMERFORD Mallory	CARD	1997	57.95		
6	WALSH Gretchen	NAC	◆ 2003	58.84		
7	GINGRICH Leah	HURR	1990	59.35		
8	D'EMANUELE Peyton	AQJT	2002	1:00.50		

Heat 5 of 12

Lane	Name	Club Code	Year of	Entry Time	Time	Rank
1	BACON Phoebe	NCAP	2002	59.98		
2	HANUS Danielle	CAN	1998	58.93		
3	SMITH Regan	RIPT	2002	58.38		
4	WATTEL Marie	LU	1997	57.00		
5	SMITH Rebecca	CAN	2000	57.59		
6	HINDS Natalie	ABSC	1993	58.67		
7	BLACK Haley	CAN	1996	59.06		
8	SICHTERMAN Megan	TENN	1999	1:00.45		

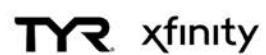
Heat 6 of 12

Lane	Name	Club Code	Year of	Entry Time	Time	Rank
1	KINGSLEY Megan	ABSC	1996	59.47		
2	MACK Linnea	OAQ	1995	58.87		
3	OSMAN Farida	UN-VA	1995	58.32		
4	DAHLIA Kelsi	CARD	1994	56.44		
5	KENDALL Amanda	MVN	1991	57.51		
6	FLICKINGER Hali	SUN	1994	58.44		
7	HENDERSON Hanna	CAN	2002	59.06		
8	ROTHROCK Trude	TENN	1999	1:00.32		

Heat 7 of 12

Lane	Name	Club Code	Year of	Entry Time	Time	Rank
1	JOHNSON Gigi	SA	◆ 2004	1:02.46		
2	KUWATA Paige	SAND	◆ 2004	1:02.33		
3	QUASS Berit	DSMY	2002	1:02.23		
4	WALDREP Ellie	BAY	2002	1:02.16		
5	PARKINSON Maxine	DLTA	2002	1:02.19		
6	WRIGHT Lauren	ESWI	2002	1:02.32		
7	CARDWELL Summer	TBAC	◆ 2004	1:02.35		
8	LOPEZ-ONA Gabriella	PCAC	2001	1:02.48		

Official Timekeeping by Omega





2020 Tyr Pro Swim Series

Knoxville, TN

January 16 - 19, 2020

Event 7

17 JAN 2020 - 10:19

Women's 100m Butterfly

Heats

Start List

Event Number 7

Heat 8 of 12

Lane	Name	Club Code	Year of	Entry Time	Time	Rank
1	POO-CHEONG Elodie	DACA	1996	1:02.96		
2	GORE Morgan	SMST	◆ 2004	1:02.73		
3	HENSLER Rhianna	CW	2001	1:02.57		
4	HUGHES Melina	RIPT	2002	1:02.51		
5	MARQUEZ Celina	AZFL	1999	1:02.53		
6	McENROE Annika	YSSC	2002	1:02.63		
7	CRAIG Winter	RIPT	2001	1:02.84		
8	NOVELLINE Carly	WILD	◆ 2004	1:02.97		

Heat 9 of 12

Lane	Name	Club Code	Year of	Entry Time	Time	Rank
1	BARR Savannah	SYS	2002	1:02.41		
2	WENG Vivian	GS	2002	1:01.92		
3	SIMS Bella	SAND	◆ 2005	1:00.55		
4	PEOPLES Olivia	BSS	◆ 2003	59.70		
5	ESCOBEDO Emily	COND	1995	59.93		
6	CHANG Whitney	UN-MR	1999	1:00.67		
7	BERG Madison	UN-MR	1998	1:02.36		
8	YANDLE Ava	MAC-NC	◆ 2003	1:02.62		

Heat 10 of 12

Lane	Name	Club Code	Year of	Entry Time	Time	Rank
1	WILLIAMS Taylor	AQJT	◆ 2003	1:03.68		
2	WEBER Emma	TOPS	◆ 2004	1:03.43		
3	WITKUS Amanda	GS	◆ 2004	1:03.38		
4	YEGRES COTTIN Maria	SCLN	◆ 2005	1:03.07		
5	MURPHY Rosie	SMST	◆ 2004	1:03.36		
6	KERANEN Mia	CW	2002	1:03.41		
7	STOUT Alina	MAC-NC	2001	1:03.66		
8	HURT Lauren	NAC	2001	1:03.79		

Heat 11 of 12

Lane	Name	Club Code	Year of	Entry Time	Time	Rank
1	LANNING Mackenzie	LAK	◆ 2004	1:04.56		
2	GORDON Jewel	BAY	2001	1:04.25		
3	vander LEEK Teagan	EKSC	◆ 2004	1:04.01		
4	DENNIS Holley	TOPS	2002	1:03.87		
5	RIMAT Karlie	MMSC	1999	1:03.96		
6	SMITH Jenna	TOPS	◆ 2003	1:04.14		
7	KETSLAKH Abbey	CW	◆ 2003	1:04.34		
8	RICHARDSON Audrey	WILD	2002	1:04.60		

Official Timekeeping by Omega





2020 Tyr Pro Swim Series

Knoxville, TN

January 16 - 19, 2020

Event 7

17 JAN 2020 - 10:19

Women's 100m Butterfly

Heats

Start List

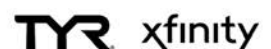
Event Number 7

Heat 12 of 12

Lane	Name	Club Code	Year of	Entry Time	Time	Rank
1	BROUWER Aubree	SPA-AR	◆ 2003	1:04.67		
2	STRICKLIN Sydney	CW	◆ 2003	1:03.69		
3	CHUNG Casey	CW	2001	1:03.35		
4	MYERS Amber	SMST	◆ 2003	1:02.81		
5	KERN Emma	AQJT	◆ 2005	1:03.02		
6	HUANG Angela	UN-MR	2001	1:03.67		
7	McGANN Bridget	DLTA	◆ 2006	1:04.27		

Legend:	AM Americas Record	CR Championship Record	US US Open Record	WJ World Junior Record
	WR World Record	◆ Junior swimmer		

Official Timekeeping by Omega





2020 Tyr Pro Swim Series

Knoxville, TN

January 16 - 19, 2020

Event 8

17 JAN 2020 - 10:28

Men's 100m Butterfly

Heats

Start List

Event Number 8

	Record	Split	Name	Club Code	Location	Date
WR	49.50	22.83	DRESSEL Caeleb	USA	Gwangju (KOR)	26 JUL 2019
US	50.22	23.83	PHELPS Michael	USA	Indianapolis, IN (USA)	9 JUL 2009
CR	51.00		CONGER Jack	USA	Atlanta (USA)	1 JAN 2018
AM	49.50	22.83	DRESSEL Caeleb	USA	Gwangju (KOR)	26 JUL 2019
WJ	50.62	23.85	MILAK Kristof	HUN	Budapest (HUN)	29 JUL 2017

Heat 1 of 10

Lane	Name	Club Code	Year of	Entry Time	Time	Rank
1	BREHM Alex	LAK	◆ 2002	56.55		
2	HOFF Oskar	TENN	1998	56.45		
3	BRICE Luke	TENN	2000	56.24		
4	FOEHNER Hunter	TOPS	◆ 2003	56.06		
5	SIEBERT Tavis	FORK	◆ 2002	56.20		
6	BRIED Tommy	ACE	◆ 2003	56.28		
7	PLUTT John	PCST	◆ 2002	56.55		
8	SOSNOVIK Danylo	PCSC	1999	56.57		

Heat 2 of 10

Lane	Name	Club Code	Year of	Entry Time	Time	Rank
1	GIRAUDEAU Joel	TENN	2000	55.96		
2	MILLS Lucas	TENN	1999	55.85		
3	SMITH Holden	RPC	◆ 2003	55.76		
4	ORBE Gabriel	SCAR	◆ 2002	55.67		
5	COLE William	LAK	2001	55.73		
6	ZITO Nick	UN-IL	1994	55.85		
7	IONICHEV Gleb	TENN	1995	55.90		
8	DAVIS Wyatt	CSC-IN	2001	56.02		

Heat 3 of 10

Lane	Name	Club Code	Year of	Entry Time	Time	Rank
1	MAIN Bayley	GSC-FL	1997	DNS		
2	ADEJUMO Philip	NAC	1996	55.41		
3	HUSSEY Patrick	PCSC	2001	55.24		
4	FARRIS Dean	HARV	1997	55.08		
5	AFFELD Jonathan	ALTO	◆ 2002	55.17		
6	HINAWI Marc	TENN	1997	55.29		
7	McGEE Eien	TENN	2000	55.47		
8	CHANEY Adam	RAYS	◆ 2002	55.66		

Official Timekeeping by Omega





2020 Tyr Pro Swim Series

Knoxville, TN

January 16 - 19, 2020

Event 8

17 JAN 2020 - 10:28

Men's 100m Butterfly

Heats

Start List

Event Number 8

Heat 4 of 10

Lane	Name	Club Code	Year of	Entry Time	Time	Rank
1	CALKINS Stephen	UCSC	1998	54.68		
2	HEASLEY Ethan	HEAT	2001	53.76		
3	BINNEMA Josiah	CAN	1997	52.56		
4	COETZEE Ryan	TNAQ	1995	51.85		
5	JOSA Matthew	CAL	1995	52.10		
6	NICKELSEN Rasmus	DEN	◆ 2003	52.95		
7	ESPERNBERGER Martin	UN-FL	◆ 2003	54.58		
8	ARAYA Gabriel	AZFL	1999	54.99		

Heat 5 of 10

Lane	Name	Club Code	Year of	Entry Time	Time	Rank
1	FOSTER Carson	RAYS	2001	DNS		
2	OLAFSON Carson	CAN	1997	53.51		
3	HELD Ryan	NYAC	1995	52.15		
4	SELISKAR Andrew	CAL	1996	51.34		
5	SMITH Giles	SUN	1991	52.01		
6	AYAR Kaan	DM	1995	52.82		
7	AIMABLE Steven	AZFL	1999	54.09		
8	FLEAGLE Justin	UN-OH	2001	54.92		

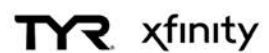
Heat 6 of 10

Lane	Name	Club Code	Year of	Entry Time	Time	Rank
1	ACEVEDO Javier	AJAX	1998	54.63		
2	DARRAGH Mackenzie	CAN	1993	53.18		
3	LIENDO Joshua	CAN	◆ 2002	52.13		
4	CONGER Jack	CAV	1994	DNS		
5	HARTING Zach	CARD	1997	52.00		
6	BOHMAN Bryce	PW	1990	52.65		
7	ROSE Dare	SCAR	◆ 2002	53.97		
8	POELKE Boyd	MAC-NC	2001	54.79		

Heat 7 of 10

Lane	Name	Club Code	Year of	Entry Time	Time	Rank
1	LAMOUREUX Gavin	TIDE	◆ 2002	56.85		
2	MICELI Mateo	SCSCMW	◆ 2002	56.73		
3	GUSEV Alexander	SYS	2001	56.68		
4	HORNE Thomas	TNAQ	2001	56.65		
5	NELSON Baylor	MAC-NC	◆ 2003	56.68		
6	MORALES Josiah	PAQ	1994	56.73		
7	VERHAGE Braga	TENN	1997	56.81		
8	CONNOLLY Alec	TENN	1998	56.89		

Official Timekeeping by Omega





2020 Tyr Pro Swim Series

Knoxville, TN

January 16 - 19, 2020

Event 8

17 JAN 2020 - 10:28

Men's 100m Butterfly

Heats

Start List

Event Number 8

Heat 8 of 10

Lane	Name	Club Code	Year of	Entry Time	Time	Rank
1	BILBREY James	UN-MR	1999	55.25		
2	GARCIA Matthew	TENN	1998	54.62		
3	ELLERY Johnny	UN-MR	1998	54.05		
4	KANG Conner	LAK	2001	57.03		
5	LICON Will	TXLA	1994	53.30		
6	BLEVINS-BOOR Ben	TENN	1999	54.50		
7	WALSH Josh	TENN	1999	55.17		
8	TOWNSEND Patrick	TENN	2000	55.29		

Heat 9 of 10

Lane	Name	Club Code	Year of	Entry Time	Time	Rank
1	BROWN Tais	ACAC	◆ 2003	57.88		
2	GORE Cris	SMST	◆ 2002	57.63		
3	FOLGER Sam	GS	◆ 2002	57.19		
4	SCANLON Scott	TENN	2000	55.75		
5	HILL Robert	UCSC	1996	57.13		
6	NEFF Alexander	TIDE	2001	57.31		
7	LORSON Oakley	CSC-MV	◆ 2002	57.77		
8	FULLUM-HUOT Edouard	PCSC	◆ 2002	58.16		

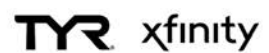
Heat 10 of 10

Lane	Name	Club Code	Year of	Entry Time	Time	Rank
1	COVINGTON Rian	BSS	◆ 2003	57.64		
2	WORTH Daniel	EKC	◆ 2002	56.75		
3	ROBINS Philippe	PCSC	◆ 2002	58.34		
4	HILLERY Ryan	TIDE	◆ 2003	58.21		
5	PISHKO Jacob	BSS	◆ 2003	58.27		
6	CULETU Justin	UN-PC	◆ 2002	56.43		
7	SIMONS Nick	LOSC	◆ 2004	57.15		

Legend:

AM	Americas Record	CR	Championship Record	US	US Open Record	WJ	World Junior Record
WR	World Record	◆	Junior swimmer				

Official Timekeeping by Omega





2020 Tyr Pro Swim Series

Knoxville, TN

January 16 - 19, 2020

Event 9

17 JAN 2020 - 10:37

Women's 400m Individual Medley

Heats

Start List

Event Number 9

	Record	Splits			Name	Club Code	Location	Date
WR	4:26.36	1:00.91	2:08.39	3:24.50	HOSSZU Katinka	HUN	Rio de Janeiro (BRA)	6 AUG 2016
US	4:31.07	1:01.99	2:10.88	3:29.25	HOSSZU Katinka	HUN	Santa Clara (USA)	19 JUN 2015
CR	4:31.07	1:01.99	2:10.88	3:29.25	HOSSZU Katinka	HUN	Santa Clara (USA)	19 JUN 2015
AM	4:31.12	1:03.69	2:13.33	3:28.65	HOFF Katie	USA	Omaha, NE (USA)	29 JUN 2008
WJ	4:38.53	1:04.25	2:17.68	3:34.42	VAZQUEZ RUIZ Alba	ESP	Budapest (HUN)	20 AUG 2019

Heat 1 of 6

Lane	Name	Club Code	Year of	Entry Time	Time	Rank
3	DEEDY Anne	EKC	◆ 2004	5:06.05		
4	BOGGS Lillie	BAY	◆ 2005	5:04.36		
5	DUNFORD Abby	SAND	◆ 2006	5:05.26		

Heat 2 of 6

Lane	Name	Club Code	Year of	Entry Time	Time	Rank
2	YODER Kylie	MAC-NC	◆ 2003	5:03.38		
3	LUGBILL Reese	RAYS	2002	4:56.99		
4	NELSON Emme	MAC-NC	2001	4:55.02		
5	MARTIN Allison	FISH	◆ 2003	4:56.58		
6	VETKOETTER Clare	TFA	◆ 2003	5:01.87		
7	McENROE Kirsti	YSSC	◆ 2004	5:04.00		

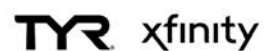
Heat 3 of 6

Lane	Name	Club Code	Year of	Entry Time	Time	Rank
1	DAVISON Chase	TOPS	◆ 2004	5:00.55		
2	JANSEN Ella	ESWI	◆ 2005	4:58.33		
3	RAINEY Grace	MAC-NC	◆ 2004	4:57.09		
4	BRENDZAN Olivia	EKSC	◆ 2003	4:56.30		
5	CECH Hannah	LAKY	2002	4:56.66		
6	WEYANT Gracie	SYS	◆ 2005	4:58.26		
7	DAVIS Laura	MAC-NC	2002	4:59.95		
8	SYKES Emily	TENN	1998	5:00.56		

Heat 4 of 6

Lane	Name	Club Code	Year of	Entry Time	Time	Rank
1	KUWATA Paige	SAND	◆ 2004	4:53.31		
2	SIMS Bella	SAND	◆ 2005	4:52.98		
3	WAGNER Annika	WILD	2002	4:52.12		
4	WALSH Alex	NAC	2001	4:51.27		
5	McENROE Annika	YSSC	2002	4:51.76		
6	KATZER Danika	TENN	2000	4:52.39		
7	NUNAN Amanda	TENN	1999	4:53.20		
8	MASSEY Alex	UN-SE	2001	4:54.18		

Official Timekeeping by Omega





2020 Tyr Pro Swim Series

Knoxville, TN

January 16 - 19, 2020

Event 9

17 JAN 2020 - 10:37

Women's 400m Individual Medley

Heats

Start List

Event Number 9

Heat 5 of 6

Lane	Name	Club Code	Year of	Entry Time	Time	Rank
1	OWNBEY Hannah	YSSC	2001	4:51.03		
2	ROSENDAHL BACH Helena	DEN	2000	4:49.02		
3	KINGSLEY Megan	ABSC	1996	4:46.08		
4	FLICKINGER Hali	SUN	1994	4:38.84		
5	GALAT Bethany	AGS	1995	4:43.28		
6	McMURRAY Olivia	SWIM	◆ 2003	4:47.04		
7	MATTES Michaela	SYS	◆ 2005	4:50.38		
8	SULLIVAN Erica	SAND	2000	4:51.26		

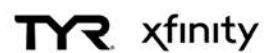
Heat 6 of 6

Lane	Name	Club Code	Year of	Entry Time	Time	Rank
1	McCARVILLE Kate	SPA-AR	◆ 2003	4:50.92		
2	YAGER Alexis	TENN	1998	4:48.24		
3	ANDISON Bailey	MVN	1997	4:45.20		
4	COX Madisyn	TXLA	1995	4:37.23		
5	DENIGAN Mariah	LAK	◆ 2003	4:40.62		
6	BELLIO Katrina	ESWI	◆ 2004	DNS		
7	McINTOSH Summer	ESWI	◆ 2006	4:50.21		
8	GRIMES Katie	SAND	◆ 2006	4:51.13		

Legend:

AM	Americas Record	CR	Championship Record	US	US Open Record	WJ	World Junior Record
WR	World Record	◆	Junior swimmer				

Official Timekeeping by Omega





2020 Tyr Pro Swim Series

Knoxville, TN

January 16 - 19, 2020

Event 10

17 JAN 2020 - 11:09

Men's 400m Individual Medley

Heats

Start List

Event Number 10

	Record	Splits			Name	Club Code	Location	Date
WR	4:03.84	54.92	1:56.49	3:07.05	PHELPS Michael	USA	Beijing (CHN)	10 AUG 2008
US	4:05.25	55.38	1:57.32	3:08.45	PHELPS Michael	USA	Omaha, NE (USA)	29 JUN 2008
CR	4:08.92				KALISZ Chase	USA	Atlanta (USA)	1 JAN 2018
AM	4:03.84	54.92	1:56.49	3:07.05	PHELPS Michael	USA	Beijing (CHN)	10 AUG 2008
WJ	4:11.93	57.49	2:01.54	3:12.12	PAPASTAMOS Apostolos	GRE	Budapest (HUN)	24 AUG 2019

Heat 1 of 8

Lane	Name	Club Code	Year of	Entry Time	Time	Rank
1	BELKHELLADI Malachy	PCSC	◆ 2003	4:36.67		
2	WOLFF Sebastian	TOPS	◆ 2003	4:36.51		
3	BORISOV Alex	BAY	2001	4:36.19		
4	SWIFT Sean	SMST	◆ 2002	4:36.00		
5	DEVINE Owen	TENN	1999	4:36.06		
6	TAYLOR Andrew	TBAC	◆ 2004	4:36.24		
7	MURRAY Nathan	TENN	1997	4:36.58		
8	KANG Conner	LAK	2001	4:24.75		

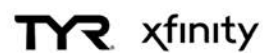
Heat 2 of 8

Lane	Name	Club Code	Year of	Entry Time	Time	Rank
1	ROSELY Zane	CW	◆ 2002	4:35.53		
2	McFARLAND Tristan	TOPS	◆ 2002	4:34.95		
3	COTE Ben	SPA-FL	◆ 2003	4:34.57		
4	BARNETT Wes	MAC-NC	◆ 2002	4:32.61		
5	MILLER Brandon	NCAC	◆ 2003	4:33.63		
6	CAIRNS Zac	NCAC	◆ 2002	4:34.78		
7	LUCAS Cooper	LAC	◆ 2005	4:35.19		
8	NGAN Owen	UN-OR	◆ 2003	4:35.66		

Heat 3 of 8

Lane	Name	Club Code	Year of	Entry Time	Time	Rank
1	SANDERS Ethan	TENN	1999	4:32.33		
2	LI Stanford	PCSC	◆ 2002	4:32.03		
3	MONAHAN Conall	MAC-NC	◆ 2002	4:31.28		
4	GRIMES Sawyer	SAND	2001	4:30.58		
5	HUSKEY Aj	CSC-MV	◆ 2002	4:30.84		
6	BRIED Tommy	ACE	◆ 2003	4:31.89		
7	SOSNOVIK Danylo	PCSC	1999	4:32.18		
8	STEELE Matthew	SA	◆ 2002	DNS		

Official Timekeeping by Omega





2020 Tyr Pro Swim Series

Knoxville, TN

January 16 - 19, 2020

Event 10

17 JAN 2020 - 11:09

Men's 400m Individual Medley

Heats

Start List

Event Number 10

Heat 4 of 8

Lane	Name	Club Code	Year of	Entry Time	Time	Rank
1	McINERNY Evan	SA	2001	4:30.00		
2	ZUCKER Logan	MAC-NC	◆ 2003	4:29.63		
3	LLOYD Owen	NCAC	2001	4:29.12		
4	BECKER Dylan	SAND	◆ 2002	4:29.01		
5	BLAYLOCK Ford	UN-MR	1999	4:29.11		
6	BRETZMANN Peter	NCAC	◆ 2003	4:29.38		
7	NELSON Baylor	MAC-NC	◆ 2003	4:29.72		
8	BROWN Eric	PCSC	◆ 2002	4:30.31		

Heat 5 of 8

Lane	Name	Club Code	Year of	Entry Time	Time	Rank
1	VANHERK Brendan	ROD	1999	4:27.96		
2	MITCHELL Jake	CSC-IN	2001	4:24.03		
3	ARROYO Jarod	FORK	2001	4:18.94		
4	STEWART Sam	UN-MS	1997	4:13.65		
5	COTE Tristan	UCSC	1995	4:17.22		
6	PALASCHUK Brian	ROD	1998	4:23.13		
7	HUSSEY Patrick	PCSC	2001	DNS		
8	KABBARA Munzy	LIB	◆ 2002	4:28.83		

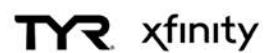
Heat 6 of 8

Lane	Name	Club Code	Year of	Entry Time	Time	Rank
1	STOKES Richie	UCSC	2000	4:27.83		
2	VANDEUSEN Jack	BSS	2001	4:24.02		
3	ZAKALA Josh	CAN	1998	4:18.64		
4	FOSTER Carson	RAYS	2001	4:13.39		
5	SMITH Kieran	UN-FL	2000	4:15.17		
6	HEASLEY Ethan	HEAT	2001	4:19.81		
7	ZUCHOWSKI Josh	FASTFG	◆ 2004	4:25.79		
8	GUSEV Alexander	SYS	2001	4:28.43		

Heat 7 of 8

Lane	Name	Club Code	Year of	Entry Time	Time	Rank
1	PARKER Jack	YSSC	◆ 2002	4:38.47		
2	GEHRIG John	MAC-NC	◆ 2002	4:29.70		
3	ATKINSON Ike	MAC-NC	2001	4:26.52		
4	HORNE Thomas	TNAQ	2001	4:25.70		
5	ANDERSON Jack	LAK	◆ 2003	4:25.74		
6	MORALES Yeziel	AZFL	1996	4:28.26		
7	LIERZ Harrison	EA	◆ 2002	4:38.36		
8	SCHOLTZ Will	LAK	◆ 2004	4:38.99		

Official Timekeeping by Omega





2020 Tyr Pro Swim Series

Knoxville, TN

January 16 - 19, 2020

Event 10

17 JAN 2020 - 11:09

Men's 400m Individual Medley

Heats

Start List

Event Number 10

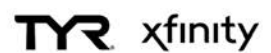
Heat 8 of 8

Lane	Name	Club Code	Year of	Entry Time	Time	Rank
2	SIMPSON Blake	SMSC	2001	4:39.48		
3	WARD Zach	BKYS	◆ 2002	4:40.92		
4	URIBE Brian	SCAR	◆ 2003	4:39.36		
5	CUSTER Liam	SYS	◆ 2004	4:40.36		
6	HILLERY Ryan	TIDE	◆ 2003	4:38.28		
7	LEIGHNINGER Ian	DR	2001	4:39.49		

Legend:

AM	Americas Record	CR	Championship Record	US	US Open Record	WJ	World Junior Record
WR	World Record	◆	Junior swimmer				

Official Timekeeping by Omega





2020 Tyr Pro Swim Series

Knoxville, TN

January 16 - 19, 2020

Event 103 17 JAN 2020 - 06:30

Women's 200m Freestyle

Final

Start List

REVISED
17 JAN 17:48

Event Number 3

	Record	Splits			Name	Club Code	Location	Date
WR	1:52.98	27.34	55.60	1:24.38	PELLEGRINI Federica	ITA	Rome (ITA)	29 JUL 2009
US	1:54.40	27.01	55.61	1:24.89	SCHMITT Allison	USA	Omaha, NE (USA)	28 JUN 2012
CR	1:54.43				LEDECKY Katie	USA	Austin (USA)	1 JAN 2016
AM	1:53.61	27.18	55.38	1:24.35	SCHMITT Allison	USA	London (GBR)	31 JUL 2012
WJ	1:54.81				RUCK Taylor	USA	Gold Coast (AUS)	5 APR 2018

Final B

Lane	Name	Club Code	Year of	Qualifying Time	Time	Rank
1	SMALL Meghan	TENN	1998	2:01.39		
2	WEYANT Emma	SYS	2001	2:01.20		
3	SMITH Rebecca	CAN	2000	2:00.19		
4	RAAB Meaghan	NAC	1996	2:00.17		
5	SANCHEZ Kayla	CAN	2001	2:00.18		
6	COMERFORD Mallory	CARD	1997	2:00.45		
7	ROSENDAHL BACH Helena	DEN	2000	2:01.21		
8	ACKMAN Alyson	PCSC	1993	2:01.44		

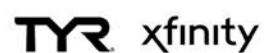
Final A

Lane	Name	Club Code	Year of	Qualifying Time	Time	Rank
1	SMITH Regan	RIPT	2002	1:59.85		
2	MEITZ Kaersten	BA	1995	1:59.63		
3	MARGALIS Melanie	SPA-FL	1991	1:59.05		
4	OLEKSIK Penny	CAN	2000	1:58.77		
5	SCHMITT Allison	SUN	1990	1:59.04		
6	MANUEL Simone	ALTO	1996	1:59.16		
7	COX Madisyn	TXLA	1995	1:59.78		
8	FLICKINGER Hali	SUN	1994	1:59.85		

Final C

Lane	Name	Club Code	Year of	Qualifying Time	Time	Rank
1	McMURRAY Olivia	SWIM	◆ 2003	2:02.47		
2	CARDWELL Summer	TBAC	◆ 2004	2:02.03		
3	O'CROININ Emma	EKSC	◆ 2003	2:01.91		
4	LUDLOW Danica	UCSC	1996	2:01.58		
5	SIMS Bella	SAND	◆ 2005	2:01.84		
6	FRERIKS Geena	KYA	1996	2:01.99		
7	BRO Signe	DEN	1999	2:02.30		
8	GOSS Kennedy	GGST	1996	2:02.85		

Official Timekeeping by Omega





2020 Tyr Pro Swim Series

Knoxville, TN

January 16 - 19, 2020

Event 103 17 JAN 2020 - 06:30

Women's 200m Freestyle

Final

Start List

REVISED
17 JAN 17:48

Event Number 3

Final D

Lane	Name	Club Code	Year of	Qualifying Time	Time	Rank
1	NUNAN Amanda	TENN	1999	2:04.20		
2	STEGE Rachel	FOX	◆ 2003	2:04.10		
3	BURROUGHS Julia	TNAQ	◆ 2004	2:03.65		
4	RUCK Taylor	CAN	2000	2:03.20		
5	McCARVILLE Kate	SPA-AR	◆ 2003	2:03.53		
6	ROTHROCK Trude	TENN	1999	2:03.86		
7	AVILA Julimar	UN-NE	1997	2:04.30		
8	HETRICK Paige	BRAD	2002	2:04.27		

Reserves

Name	Club Code	Year of	Qualifying Time	Time	Rank
SAUICKIE Addie	SYS	◆ 2006	2:04.39		
SAMANSKY Abby	TENN	2001	2:04.60		

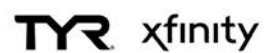
Legend:

AM Americas Record **CR** Championship Record **US** US Open Record **WJ** World Junior Record
WR World Record ◆ Junior swimmer

REVISED

BRATTON Lisa was a late scratch from D final. The alternate AVILA Julimar will swim

Official Timekeeping by Omega





2020 Tyr Pro Swim Series

Knoxville, TN

January 16 - 19, 2020

Event 104 17 JAN 2020 - 06:39

Men's 200m Freestyle

Final

Start List

Event Number 4

	Record	Splits			Name	Club Code	Location	Date
WR	1:42.00	24.23	50.12	1:16.30	BIEDERMANN Paul	GER	Rome (ITA)	28 JUL 2009
US	1:44.10	24.89	51.00	1:17.81	PHELPS Michael	USA	Omaha, NE (USA)	1 JUL 2008
CR	1:44.82				YANG Sun	JPN	Santa Clara (USA)	1 JAN 2016
AM	1:42.96	24.31	50.29	1:16.84	PHELPS Michael	USA	Beijing (CHN)	12 AUG 2008
WJ	1:46.13				WINNINGTON Elijah	AUS	Bisbane (AUS)	18 DEC 2018

Final B

Lane	Name	Club Code	Year of	Qualifying Time	Time	Rank
1	MITCHELL Jake	CSC-IN	2001	1:52.38		
2	DAVIS Wyatt	CSC-IN	2001	1:52.22		
3	BAGSHAW Jeremy	CAN	1992	1:52.00		
4	SELISKAR Andrew	CAL	1996	1:51.29		
5	SZABO Norbert Szabo	UN-VA	1996	1:51.41		
6	ACEVEDO Javier	AJAX	1998	1:52.14		
7	AL-YAMANI Mokhtar	CW	1997	1:52.36		
8	BROTHERS Peter	UCSC	1996	1:52.92		

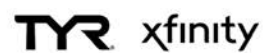
Final A

Lane	Name	Club Code	Year of	Qualifying Time	Time	Rank
1	REILMAN Joey	TNAQ	1997	1:51.18		
2	ROSE Dare	SCAR	♦ 2002	1:50.82		
3	APPLE Zach	MVN	1997	1:50.59		
4	FOSTER Carson	RAYS	2001	1:49.04		
5	MAGAHEY Jake	SA	2001	1:50.31		
6	SCHREUDERS Mikel	UN-MV	1998	1:50.59		
7	GROTHER Zane	BCH	1992	1:50.92		
8	HOUSE Grant	SUN	1998	1:51.28		

Final C

Lane	Name	Club Code	Year of	Qualifying Time	Time	Rank
1	ACOSTA Marcelo	CARD	1996	1:53.70		
2	RUTTER Jonathan	UN-VA	1996	1:53.49		
3	HOOVER Sam	NCAC	♦ 2003	1:53.43		
4	RYSGAARD Mathias	DEN	1998	1:53.03		
5	McDONALD Jacob	RAYS	♦ 2002	1:53.40		
6	OLAFSON Carson	CAN	1997	1:53.44		
7	CONNOLLY Alec	TENN	1998	1:53.70		
8	LI Stanford	PCSC	♦ 2002	1:53.84		

Official Timekeeping by Omega





2020 Tyr Pro Swim Series

Knoxville, TN

January 16 - 19, 2020

Event 104 17 JAN 2020 - 06:39

Men's 200m Freestyle

Final

Start List

Event Number 4

Final D

Lane	Name	Club Code	Year of	Qualifying Time	Time	Rank
1	LEBUKE James	CAN	♦ 2002	1:55.00		
2	SKAANING Daniel	DEN	1993	1:54.90		
3	ARAYA Gabriel	AZFL	1999	1:54.33		
4	HINAWI Marc	TENN	1997	1:53.96		
5	HERON David	MVN	1995	1:54.11		
6	CHANEY Adam	RAYS	♦ 2002	1:54.79		
7	YANCHULIS Noah	UN-NJ	1996	1:54.90		
8	PONCE de LEON Rafael	BSS	2000	1:55.20		

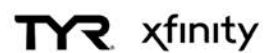
Reserves

Name	Club Code	Year of	Qualifying Time	Time	Rank
BRIGGS Nolan	TENN	2000	1:55.21		
FLEAGLE Josh	UN-OH	1993	1:55.34		

Legend:

AM Americas Record **CR** Championship Record **US** US Open Record **WJ** World Junior Record
WR World Record ♦ Junior swimmer

Official Timekeeping by Omega





2020 Tyr Pro Swim Series

Knoxville, TN

January 16 - 19, 2020

Event 105 17 JAN 2020 - 06:48

Women's 100m Breaststroke

Final

Start List

REVISED
17 JAN 18:17

Event Number 5

	Record	Split	Name	Club Code	Location	Date
WR	1:04.13	29.80	KING Lilly	USA	Budapest (HUN)	25 JUL 2017
US	1:04.45	29.80	HARDY Jessica	USA	Federal Way, WA (USA)	7 AUG 2009
CR	1:05.57		SONI Rebecca	USA	Charlotte (USA)	1 JAN 2011
AR	1:04.13	29.80	KING Lilly	USA	Budapest (HUN)	25 JUL 2017
WJ	1:05.39	30.48	MEILUTYTE Ruta	LTU	Nanjing (CHN)	20 AUG 2014

Final B

Lane	Name	Club Code	Year of	Qualifying Time	Time	Rank
1	YEUNG Jamie	CW	1997	1:11.93		
2	McENROE Annika	YSSC	2002	1:12.15		
3	POPOV Nikol	TENN	1999	1:11.28		
4	SMITH Kierra	CAN	1994	1:10.58		
5	MORLEY Laura	BAH	1996	1:10.92		
6	HERRMANN Danielle	CLOV	1987	1:11.48		
7	DAVISON Chase	TOPS	◆ 2004	1:11.82		
8	ANDERSON Olivia	TXLA	1997	1:12.14		

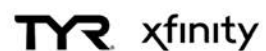
Final A

Lane	Name	Club Code	Year of	Qualifying Time	Time	Rank
1	JACOBY Lydia	STSC	◆ 2004	1:10.02		
2	GALAT Bethany	AGS	1995	1:09.11		
3	ESCOBEDO Emily	COND	1995	1:09.01		
4	LAZOR Annie	MVN	1994	1:07.72		
5	HANSSON Sophie	NCS	1998	1:08.04		
6	SUMRALL Micah	CGSC	1990	1:09.10		
7	ULYETT Jocelyn	LU	1995	1:09.97		
8	WEBER Emma	TOPS	◆ 2004	1:10.33		

Final C

Lane	Name	Club Code	Year of	Qualifying Time	Time	Rank
1	CURTIS Brynn	YORK	2002	1:13.03		
2	NELSON Emme	MAC-NC	2001	1:12.84		
3	OWNBEY Hannah	YSSC	2001	1:12.18		
4	WEYANT Gracie	SYS	◆ 2005	1:13.19		
5	HAMBLIN Kaylee	MSA	◆ 2003	1:12.17		
6	BROUWER Aubree	SPA-AR	◆ 2003	1:12.59		
7	MANGAOANG Desirae	MAC-NC	2002	1:13.02		
8	MENDENHALL Olivia	SPA-AR	◆ 2003	1:13.19		

Official Timekeeping by Omega





2020 Tyr Pro Swim Series

Knoxville, TN

January 16 - 19, 2020

Event 105 17 JAN 2020 - 06:48

Women's 100m Breaststroke

Final

Start List

REVISED
17 JAN 18:17

Event Number 5

Final D

Lane	Name	Club Code	Year of	Qualifying Time	Time	Rank
1	BRADAC Sophia	TOPS	2001	1:13.52		
2	FOLEY Sally	PCAC	2002	1:13.43		
3	CHAHBANDOUR Claire	TOPS	◆ 2003	1:13.25		
4	DEEDY Anne	EKC	◆ 2004	1:13.59		
5	LUGBILL Reese	RAYS	2002	1:13.21		
6	DENNIS Holley	TOPS	2002	1:13.38		
7	JOHNSON Gigi	SA	◆ 2004	1:13.49		
8	JANNASCH Jadyn	LAC	2002	1:13.57		

Reserves

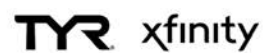
Name	Club Code	Year of	Qualifying Time	Time	Rank
BARAKEY Lauren	TIDE	2002	1:13.62		

Legend:	AR Americas Record	CR Championship Record	US US Open Record	WJ World Junior Record
	WR World Record	◆ Junior swimmer		

REVISED

KNELSON Faith in B heat was a late scratch

Official Timekeeping by Omega





2020 Tyr Pro Swim Series

Knoxville, TN

January 16 - 19, 2020

Event 106 17 JAN 2020 - 06:57

Men's 100m Breaststroke

Final

Start List

Event Number 6

	Record	Split	Name	Club Code	Location	Date
WR	56.88	26.63	PEATY Adam	GBR	Gwangju (KOR)	21 JUL 2019
US	58.74	27.63	CORDES Kevin	USA	Indianapolis, IN (USA)	30 JUN 2017
CR	58.86		PEATY Adam	USA	Indianapolis (USA)	1 JAN 2017
AM	58.64	27.41	CORDES Kevin	USA	Budapest (HUN)	23 JUL 2017
WJ	59.01	27.48	MARTINENGI Nicolo	ITA	Indianapolis (USA)	23 AUG 2017

Final B

Lane	Name	Club Code	Year of	Qualifying Time	Time	Rank
1	THOMAS Wes	ALTO	1995	1:03.65		
2	STEWART Sam	UN-MS	1997	1:03.32		
3	DILLARD Jarel	TENN	2000	1:03.08		
4	FINNERTY Ian	MVN	1996	1:02.85		
5	ZITO Nick	UN-IL	1994	1:02.98		
6	CRESPO Edgar	SA	1989	1:03.08		
7	CULJAT Lance	EKC	1998	1:03.51		
8	RUTTER Jonathan	UN-VA	1996	1:03.92		

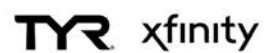
Final A

Lane	Name	Club Code	Year of	Qualifying Time	Time	Rank
1	HOULIE Michael	TENN	2000	1:02.03		
2	BJERG Tobias	DEN	1998	1:01.86		
3	CLAVERIE Carlos	CARD	1996	1:01.64		
4	FINK Nicolas	ABSC	1993	1:01.12		
5	WICH-GLASEN Nils	UN-SC	1994	1:01.50		
6	McKEE Anton	PRVT	1993	1:01.66		
7	WILSON Andrew	ABSC	1993	1:01.94		
8	FUNK Richard	CAN	1992	1:02.55		

Final C

Lane	Name	Club Code	Year of	Qualifying Time	Time	Rank
1	MILANOVICH Alexander	ESWI	◆ 2002	1:05.16		
2	HOOVER Sam	NCAC	◆ 2003	1:04.98		
3	WORTH Daniel	EKC	◆ 2002	1:04.81		
4	BARR Luke	SCSCMW	◆ 2003	1:04.34		
5	KAMMINGA Frederik	EKSC	1998	1:04.36		
6	KNOX Finlay	CAN	2001	1:04.93		
7	HONG Joseph	PCAC	◆ 2003	1:05.08		
8	McCORMICK Evan	SMST	2001	1:05.27		

Official Timekeeping by Omega





2020 Tyr Pro Swim Series

Knoxville, TN

January 16 - 19, 2020

Event 106 17 JAN 2020 - 06:57

Men's 100m Breaststroke

Final

Start List

Event Number 6

Final D

Lane	Name	Club Code	Year of	Qualifying Time	Time	Rank
1	SWIFT Sean	SMST	◆ 2002	1:06.17		
2	BREHM Alex	LAK	◆ 2002	1:05.85		
3	DEGRIJZE Kevin	SA	◆ 2002	1:05.73		
4	MASSEY Luke	TENN	2000	1:05.29		
5	POLISHCHUK Oleksiy	SCAR	1999	1:05.72		
6	MARCH Christian	PAQ	1996	1:05.80		
7	STANLEY Matt	CAC	2000	1:06.04		
8	LONG Bryar	ACAC	1997	1:06.33		

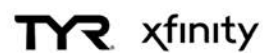
Reserves

Name	Club Code	Year of	Qualifying Time	Time	Rank
PENNEY Tyler	FASTMW	1999	1:06.58		
CHAMPLIN Brett	TENN	2000	1:06.66		

Legend:

AM Americas Record **CR** Championship Record **US** US Open Record **WJ** World Junior Record
WR World Record ◆ Junior swimmer

Official Timekeeping by Omega





2020 Tyr Pro Swim Series

Knoxville, TN

January 16 - 19, 2020

Event 107 17 JAN 2020 - 07:05

Women's 100m Butterfly

Final

Start List

REVISED
17 JAN 14:16

Event Number 7

	Record	Split	Name	Club Code	Location	Date
WR	55.48	26.01	SJOESTROEM Sarah	SWE	Rio de Janeiro (BRA)	7 AUG 2016
US	56.38	26.51	SJOSTROM Sarah	SWE	Austin, TX (USA)	16 JAN 2016
CR	56.38		SJOSTROM Sarah	SWE	Austin (USA)	1 JAN 2016
AM	55.98	26.39	VOLLMER Dana	USA	London (GBR)	29 JUL 2012
WJ	56.46	26.37	OLEKSIK Penny	USA	Rio de Janeiro (BRA)	7 AUG 2016

Final B

Lane	Name	Club Code	Year of	Qualifying Time	Time	Rank
1	KINGSLEY Megan	ABSC	1996	1:00.35		
2	WALSH Gretchen	NAC	◆ 2003	1:00.26		
3	NAZIEBLO Klaudia	UN-VA	1993	59.95		
4	WATTEL Marie	LU	1997	59.93		
5	GINGRICH Leah	HURR	1990	59.93		
6	COMERFORD Mallory	CARD	1997	1:00.25		
7	BANIC Madeline	TNAQ	1997	1:00.29		
8	BACON Phoebe	NCAP	2002	1:00.55		

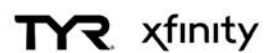
Final A

Lane	Name	Club Code	Year of	Qualifying Time	Time	Rank
1	HINDS Natalie	ABSC	1993	59.50		
2	SMITH Rebecca	CAN	2000	59.44		
3	DAHLIA Kelsi	CARD	1994	58.90		
4	KENDALL Amanda	MVN	1991	58.07		
5	SMITH Regan	RIPT	2002	58.90		
6	FLICKINGER Hali	SUN	1994	59.31		
7	BROWN Erika	TENN	1998	59.50		
8	OSMAN Farida	UN-VA	1995	59.88		

Final C

Lane	Name	Club Code	Year of	Qualifying Time	Time	Rank
1	MASSEY Alex	UN-SE	2001	1:01.49		
2	HANUS Danielle	CAN	1998	1:01.14		
3	HENDERSON Hanna	CAN	2002	1:01.03		
4	CHAN Kin Lok	HKG	1994	1:00.62		
5	TEIJONSALO Fanny	SUN	1996	1:00.93		
6	MACK Linnea	OAQ	1995	1:01.09		
7	HETRICK Paige	BRAD	2002	1:01.47		
8	SIMS Bella	SAND	◆ 2005	1:01.75		

Official Timekeeping by Omega





2020 Tyr Pro Swim Series

Knoxville, TN

January 16 - 19, 2020

Event 107 17 JAN 2020 - 07:05

Women's 100m Butterfly

Final

Start List

REVISED
17 JAN 14:16

Event Number 7

Final D

Lane	Name	Club Code	Year of	Qualifying Time	Time	Rank
1	SICHTERMAN Megan	TENN	1999	1:02.50		
2	BEIL Mallory	TENN	2000	1:02.42		
3	MENKHAUS Madeline	MAC-NC	◆ 2003	1:02.37		
4	BLACK Haley	CAN	1996	1:01.84		
5	KAPELLER Abigail	UN-MN	◆ 2003	1:02.27		
6	PARDUS Elysse	SCSCSC	2001	1:02.40		
7	STONE McKenna	FOX	◆ 2003	1:02.44		
8	SOWARDS Elizabeth	MAC-NC	◆ 2003	1:02.60		

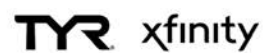
Reserves

Name	Club Code	Year of	Qualifying Time	Time	Rank
MORELLO McKenna	TENN	1999	1:02.65		
YEGRES COTTIN Maria	SCLN	◆ 2005	1:02.78		

Legend:	Americas Record	CR	Championship Record	US	US Open Record	WJ	World Junior Record
WR	World Record	◆	Junior swimmer				

REVISED late scratch of the alternate

Official Timekeeping by Omega





2020 Tyr Pro Swim Series

Knoxville, TN

January 16 - 19, 2020

Event 108 17 JAN 2020 - 07:13

Men's 100m Butterfly

Final

Start List

Event Number 8

	Record	Split	Name	Club Code	Location	Date
WR	49.50	22.83	DRESSEL Caeleb	USA	Gwangju (KOR)	26 JUL 2019
US	50.22	23.83	PHELPS Michael	USA	Indianapolis, IN (USA)	9 JUL 2009
CR	51.00		CONGER Jack	USA	Atlanta (USA)	1 JAN 2018
AM	49.50	22.83	DRESSEL Caeleb	USA	Gwangju (KOR)	26 JUL 2019
WJ	50.62	23.85	MILAK Kristof	HUN	Budapest (HUN)	29 JUL 2017

Final B

Lane	Name	Club Code	Year of	Qualifying Time	Time	Rank
1	FLEAGLE Justin	UN-OH	2001	55.15		
2	ADEJUMO Philip	NAC	1996	54.88		
3	BOHMAN Bryce	PW	1990	54.57		
4	SELISKAR Andrew	CAL	1996	54.38		
5	LIENDO Joshua	CAN	◆ 2002	54.40		
6	DARRAGH Mackenzie	CAN	1993	54.73		
7	AFFELD Jonathan	ALTO	◆ 2002	55.09		
8	ROSE Dare	SCAR	◆ 2002	55.46		

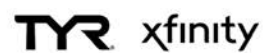
Final A

Lane	Name	Club Code	Year of	Qualifying Time	Time	Rank
1	HARTING Zach	CARD	1997	54.03		
2	NICKELSEN Rasmus	DEN	◆ 2003	53.90		
3	FARRIS Dean	HARV	1997	53.43		
4	SMITH Giles	SUN	1991	53.25		
5	HELD Ryan	NYAC	1995	53.38		
6	COETZEE Ryan	TNAQ	1995	53.70		
7	BINNEMA Josiah	CAN	1997	53.99		
8	JOSA Matthew	CAL	1995	54.28		

Final C

Lane	Name	Club Code	Year of	Qualifying Time	Time	Rank
1	ORBE Gabriel	SCAR	◆ 2002	55.91		
2	AYAR Kaan	DM	1995	55.77		
3	POELKE Boyd	MAC-NC	2001	55.70		
4	HINAWI Marc	TENN	1997	55.58		
5	HOFF Oskar	TENN	1998	55.69		
6	COLE William	LAK	2001	55.76		
7	CALKINS Stephen	UCSC	1998	55.79		
8	FOLGER Sam	GS	◆ 2002	55.96		

Official Timekeeping by Omega





2020 Tyr Pro Swim Series

Knoxville, TN

January 16 - 19, 2020

Event 108 17 JAN 2020 - 07:13

Men's 100m Butterfly

Final

Start List

Event Number 8

Final D

Lane	Name	Club Code	Year of	Qualifying Time	Time	Rank
1	ELLERY Johnny	UN-MR	1998	56.46		
2	BRICE Luke	TENN	2000	56.42		
3	SMITH Holden	RPC	◆ 2003	56.38		
4	HILL Robert	UCSC	1996	56.15		
5	AIMABLE Steven	AZFL	1999	56.22		
6	GIRAUDEAU Joel	TENN	2000	56.41		
7	PLUTT John	PCST	◆ 2002	56.43		
8	BRIED Tommy	ACE	◆ 2003	56.55		

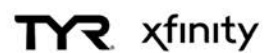
Reserves

Name	Club Code	Year of	Qualifying Time	Time	Rank
GUSEV Alexander	SYS	2001	56.65		
OLAFSON Carson	CAN	1997	56.66		

Legend:

AM	Americas Record	CR	Championship Record	US	US Open Record	WJ	World Junior Record
WR	World Record	◆	Junior swimmer				

Official Timekeeping by Omega





2020 Tyr Pro Swim Series

Knoxville, TN

January 16 - 19, 2020

Event 109 17 JAN 2020 - 07:21

Women's 400m Individual Medley

Final

Start List

Event Number 9

	Record	Splits			Name	Club Code	Location	Date
WR	4:26.36	1:00.91	2:08.39	3:24.50	HOSSZU Katinka	HUN	Rio de Janeiro (BRA)	6 AUG 2016
US	4:31.07	1:01.99	2:10.88	3:29.25	HOSSZU Katinka	HUN	Santa Clara (USA)	19 JUN 2015
CR	4:31.07	1:01.99	2:10.88	3:29.25	HOSSZU Katinka	HUN	Santa Clara (USA)	19 JUN 2015
AM	4:31.12	1:03.69	2:13.33	3:28.65	HOFF Katie	USA	Omaha, NE (USA)	29 JUN 2008
WJ	4:38.53	1:04.25	2:17.68	3:34.42	VAZQUEZ RUIZ Alba	ESP	Budapest (HUN)	20 AUG 2019

Final B

Lane	Name	Club Code	Year of	Qualifying Time	Time	Rank
1	JANSEN Ella	ESWI	◆ 2005	4:57.13		
2	McENROE Annika	YSSC	2002	4:55.49		
3	ANDISON Bailey	MVN	1997	4:54.96		
4	NUNAN Amanda	TENN	1999	4:52.91		
5	McCARVILLE Kate	SPA-AR	◆ 2003	4:53.61		
6	KATZER Danika	TENN	2000	4:55.07		
7	OWNBEY Hannah	YSSC	2001	4:56.29		
8	McMURRAY Olivia	SWIM	◆ 2003	4:57.57		

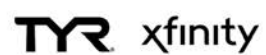
Final A

Lane	Name	Club Code	Year of	Qualifying Time	Time	Rank
1	YAGER Alexis	TENN	1998	4:51.60		
2	KINGSLEY Megan	ABSC	1996	4:49.68		
3	DENIGAN Mariah	LAK	◆ 2003	4:48.48		
4	COX Madisyn	TXLA	1995	4:44.06		
5	FLICKINGER Hali	SUN	1994	4:46.83		
6	GALAT Bethany	AGS	1995	4:48.50		
7	WALSH Alex	NAC	2001	4:49.98		
8	McINTOSH Summer	ESWI	◆ 2006	4:52.54		

Final C

Lane	Name	Club Code	Year of	Qualifying Time	Time	Rank
1	CECH Hannah	LAKY	2002	5:04.41		
2	SYKES Emily	TENN	1998	5:02.05		
3	WEYANT Gracie	SYS	◆ 2005	4:58.86		
4	GRIMES Katie	SAND	◆ 2006	4:57.79		
5	BRENDZAN Olivia	EKSC	◆ 2003	4:58.85		
6	BOGGS Lillie	BAY	◆ 2005	4:59.53		
7	DAVIS Laura	MAC-NC	2002	5:03.90		
8	LUGBILL Reese	RAYS	2002	5:04.90		

Official Timekeeping by Omega





2020 Tyr Pro Swim Series

Knoxville, TN

January 16 - 19, 2020

Event 109 17 JAN 2020 - 07:21

Women's 400m Individual Medley

Final

Start List

Event Number 9

Final D

Lane	Name	Club Code	Year of	Qualifying Time	Time	Rank
1	MARTIN Allison	FISH	◆ 2003	5:09.82		
2	McENROE Kirsti	YSSC	◆ 2004	5:08.76		
3	DUNFORD Abby	SAND	◆ 2006	5:05.98		
4	DEEDY Anne	EKC	◆ 2004	5:05.48		
5	KUWATA Paige	SAND	◆ 2004	5:05.70		
6	VETKOETTER Clare	TFA	◆ 2003	5:06.39		
7	NELSON Emme	MAC-NC	2001	5:09.67		
8	YODER Kylie	MAC-NC	◆ 2003	5:16.00		

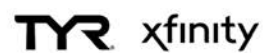
Reserves

Name	Club Code	Year of	Qualifying Time	Time	Rank
RAINEY Grace	MAC-NC	◆ 2004	5:16.95		

Legend:

AM Americas Record **CR** Championship Record **US** US Open Record **WJ** World Junior Record
WR World Record ◆ Junior swimmer

Official Timekeeping by Omega





2020 Tyr Pro Swim Series

Knoxville, TN

January 16 - 19, 2020

Event 110 17 JAN 2020 - 07:36

Men's 400m Individual Medley

Final

Start List

Event Number 10

	Record	Splits			Name	Club Code	Location	Date
WR	4:03.84	54.92	1:56.49	3:07.05	PHELPS Michael	USA	Beijing (CHN)	10 AUG 2008
US	4:05.25	55.38	1:57.32	3:08.45	PHELPS Michael	USA	Omaha, NE (USA)	29 JUN 2008
CR	4:08.92				KALISZ Chase	USA	Atlanta (USA)	1 JAN 2018
AM	4:03.84	54.92	1:56.49	3:07.05	PHELPS Michael	USA	Beijing (CHN)	10 AUG 2008
WJ	4:11.93	57.49	2:01.54	3:12.12	PAPASTAMOS Apostolos	GRE	Budapest (HUN)	24 AUG 2019

Final B

Lane	Name	Club Code	Year of	Qualifying Time	Time	Rank
1	BLAYLOCK Ford	UN-MR	1999	4:33.81		
2	LLOYD Owen	NCAC	2001	4:33.59		
3	LUCAS Cooper	LAC	◆ 2005	4:32.77		
4	PALASCHUK Brian	ROD	1998	4:32.23		
5	KABBARA Munzy	LIB	◆ 2002	4:32.32		
6	McINERNY Evan	SA	2001	4:33.00		
7	BECKER Dylan	SAND	◆ 2002	4:33.67		
8	MONAHAN Conall	MAC-NC	◆ 2002	4:33.93		

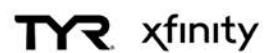
Final A

Lane	Name	Club Code	Year of	Qualifying Time	Time	Rank
1	NELSON Baylor	MAC-NC	◆ 2003	4:32.07		
2	COTE Tristan	UCSC	1995	4:25.48		
3	SMITH Kieran	UN-FL	2000	4:22.66		
4	ARROYO Jarod	FORK	2001	4:17.86		
5	FOSTER Carson	RAYS	2001	4:22.01		
6	STEWART Sam	UN-MS	1997	4:25.15		
7	ZAKALA Josh	CAN	1998	4:28.77		
8	GRIMES Sawyer	SAND	2001	4:32.21		

Final C

Lane	Name	Club Code	Year of	Qualifying Time	Time	Rank
1	BRIED Tommy	ACE	◆ 2003	4:36.04		
2	BRETZMANN Peter	NCAC	◆ 2003	4:35.61		
3	LI Stanford	PCSC	◆ 2002	4:35.06		
4	MILLER Brandon	NCAC	◆ 2003	4:33.99		
5	SANDERS Ethan	TENN	1999	4:34.77		
6	ZUCHOWSKI Josh	FASTFG	◆ 2004	4:35.13		
7	CUSTER Liam	SYS	◆ 2004	4:36.02		
8	BROWN Eric	PCSC	◆ 2002	4:36.11		

Official Timekeeping by Omega





2020 Tyr Pro Swim Series

Knoxville, TN

January 16 - 19, 2020

Event 110 17 JAN 2020 - 07:36

Men's 400m Individual Medley

Final

Start List

Event Number 10

Final D

Lane	Name	Club Code	Year of	Qualifying Time	Time	Rank
1	DEVINE Owen	TENN	1999	4:40.16		
2	COTE Ben	SPA-FL	◆ 2003	4:38.55		
3	VANDEUSEN Jack	BSS	2001	4:37.77		
4	MORALES Yeziel	AZFL	1996	4:37.18		
5	URIBE Brian	SCAR	◆ 2003	4:37.39		
6	STOKES Richie	UCSC	2000	4:38.36		
7	CAIRNS Zac	NCAC	◆ 2002	4:40.06		
8	WARD Zach	BKYS	◆ 2002	4:40.24		

Reserves

Name	Club Code	Year of	Qualifying Time	Time	Rank
ATKINSON Ike	MAC-NC	2001	4:40.60		
VANHERK Brendan	ROD	1999	4:40.84		

Legend:

AM Americas Record **CR** Championship Record **US** US Open Record **WJ** World Junior Record
WR World Record ◆ Junior swimmer

Official Timekeeping by Omega





2020 Tyr Pro Swim Series

Knoxville, TN

January 16 - 19, 2020

Event 103 17 JAN 2020 - 06:30

Women's 200m Freestyle

Final

Results

Event Number 3

	Record	Splits			Name	Club Code	Location	Date
WR	1:52.98	27.34	55.60	1:24.38	PELLEGRINI Federica	ITA	Rome (ITA)	29 JUL 2009
US	1:54.40	27.01	55.61	1:24.89	SCHMITT Allison	USA	Omaha, NE (USA)	28 JUN 2012
CR	1:54.43				LEDECKY Katie	USA	Austin (USA)	1 JAN 2016
AR	1:53.61	27.18	55.38	1:24.35	SCHMITT Allison	USA	London (GBR)	31 JUL 2012
WJ	1:54.81				RUCK Taylor	USA	Gold Coast (AUS)	5 APR 2018

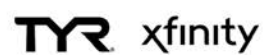
Final B

Rank	Lane	Name	Club Code	R.T.	50m	100m	150m	Time	Time Behind
1	5	SANCHEZ Kayla	CAN	0.67	(1) 27.38	(1) 56.68 29.30	(1) 1:26.93 30.25	1:57.91	
2	6	COMERFORD Mallory	CARD	0.66	(4) 28.31	(4) 58.69 30.38	(4) 1:29.59 30.90	1:59.92	2.01
3	3	SMITH Rebecca	CAN	0.73	(2) 27.80	(2) 57.99 30.19	(2) 1:29.08 31.09	2:00.07	2.16
4	4	RAAB Meaghan	NAC	0.72	(3) 28.21	(3) 58.29 30.08	(3) 1:29.40 31.11	2:00.21	2.30
5	8	ACKMAN Alyson	PCSC	0.67	(6) 28.63	(8) 59.57 30.94	(8) 1:30.55 30.98	2:00.73	2.82
6	7	ROSENDAHL BACH Helena	DEN	0.86	(8) 28.79	(6) 59.21 30.42	(6) 1:30.15 30.94	2:00.78	2.87
7	1	SMALL Meghan	TENN	0.71	(5) 28.42	(5) 59.02 30.60	(5) 1:29.86 30.84	2:00.84	2.93
8	2	WEYANT Emma	SYS	0.78	(7) 28.64	(7) 59.32 30.68	(7) 1:30.27 30.95	2:01.45	3.54

Final A

Rank	Lane	Name	Club Code	R.T.	50m	100m	150m	Time	Time Behind
1	5	SCHMITT Allison	SUN	0.70	(3) 27.75	(1) 56.87 29.12	(1) 1:26.48 29.61	1:56.01	
2	6	MANUEL Simone	ALTO	0.71	(4) 27.85	(3) 57.53 29.68	(2) 1:27.44 29.91	1:57.25	1.24
3	3	MARGALIS Melanie	SPA-FL	0.67	(6) 28.42	(6) 58.71 30.29	(5) 1:28.67 29.96	1:57.80	1.79
4	1	SMITH Regan	RIPT	0.73	(2) 27.68	(4) 57.70 30.02	(4) 1:28.21 30.51	1:58.67	2.66
5	4	OLEKSIK Penny	CAN	0.71	(1) 27.34	(2) 57.10 29.76	(3) 1:27.76 30.66	1:58.74	2.73
6	7	COX Madisyn	TXLA	0.67	(5) 28.32	(5) 58.38 30.06	(6) 1:28.68 30.30	1:58.93	2.92
7	8	FLICKINGER Hali	SUN	0.73	(7) 28.70	(7) 58.90 30.20	(7) 1:29.11 30.21	1:59.24	3.23
8	2	MEITZ Kaersten	BA	0.85	(8) 28.84	(8) 59.38 30.54	(8) 1:30.17 30.79	2:00.17	4.16

Official Timekeeping by Omega





2020 Tyr Pro Swim Series

Knoxville, TN

January 16 - 19, 2020

Event 103 17 JAN 2020 - 06:30

Women's 200m Freestyle

Final

Results

Event Number 3

Final C

Rank	Lane	Name	Club Code	R.T.	50m	100m	150m	Time	Time Behind
1	4	LUDLOW Danica	UCSC	0.68	(=3) 28.55	(3) 59.16 30.61	(1) 1:30.13 30.97	2:00.72	
2	7	BRO Signe	DEN	0.73	(2) 28.49	(2) 59.11 30.62	(2) 1:30.20 31.09	2:01.12	0.40
3	3	O'CROININ Emma	EKSC	0.78	(5) 28.67	(4) 59.76 31.09	(3) 1:30.97 31.21	2:01.34	0.62
4	6	FRERIKS Geena	KYA	0.70	(6) 28.92	(5) 59.94 31.02	(4) 1:31.19 31.25	2:01.48	0.76
5	1	McMURRAY Olivia	SWIM	0.80	(7) 28.97	(7) 1:00.40 31.43	(8) 1:32.81 32.41	2:03.40	2.68
6	2	CARDWELL Summer	TBAC	0.82	(1) 28.19	(1) 59.07 30.88	(5) 1:31.42 32.35	2:03.53	2.81
7	8	GOSS Kennedy	GGST	0.65	(8) 29.14	(8) 1:00.50 31.36	(7) 1:32.48 31.98	2:03.65	2.93
8	5	SIMS Bella	SAND	0.58	(=3) 28.55	(6) 59.99 31.44	(6) 1:32.29 32.30	2:04.16	3.44

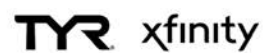
Final D

Rank	Lane	Name	Club Code	R.T.	50m	100m	150m	Time	Time Behind
1	4	RUCK Taylor	CAN	0.70	(1) 27.45	(1) 57.88 30.43	(1) 1:29.26 31.38	2:01.26	
2	2	STEGE Rachel	FOX	0.78	(5) 29.09	(5) 1:00.36 31.27	(3) 1:31.97 31.61	2:02.53	1.27
3	3	BURROUGHS Julia	TNAQ	0.77	(4) 28.96	(4) 1:00.19 31.23	(4) 1:31.98 31.79	2:03.38	2.12
4	5	McCARVILLE Kate	SPA-AR	0.68	(7) 29.20	(6) 1:00.47 31.27	(=5) 1:32.18 31.71	2:03.46	2.20
5	6	ROTHROCK Trude	TENN	0.67	(3) 28.81	(3) 1:00.15 31.34	(=5) 1:32.18 32.03	2:04.22	2.96
6	8	HETRICK Paige	BRAD	0.70	(2) 28.32	(2) 59.37 31.05	(2) 1:31.87 32.50	2:04.35	3.09
7	7	AVILA Julimar	UN-NE	0.70	(6) 29.13	(7) 1:00.72 31.59	(7) 1:33.12 32.40	2:04.58	3.32
8	1	NUNAN Amanda	TENN	0.85	(8) 29.93	(8) 1:01.51 31.58	(8) 1:33.84 32.33	2:05.67	4.41

Legend:

=	Equal rank	AR	Americas Record	CR	Championship Record	R.T.	Reaction Time
US	US Open Record	WJ	World Junior Record	WR	World Record		

Official Timekeeping by Omega





2020 Tyr Pro Swim Series

Knoxville, TN

January 16 - 19, 2020

Event 104 17 JAN 2020 - 06:39

Men's 200m Freestyle

Final

Results

Event Number 4

	Record	Splits			Name	Club Code	Location	Date
WR	1:42.00	24.23	50.12	1:16.30	BIEDERMANN Paul	GER	Rome (ITA)	28 JUL 2009
US	1:44.10	24.89	51.00	1:17.81	PHELPS Michael	USA	Omaha, NE (USA)	1 JUL 2008
CR	1:44.82				YANG Sun	JPN	Santa Clara (USA)	1 JAN 2016
AR	1:42.96	24.31	50.29	1:16.84	PHELPS Michael	USA	Beijing (CHN)	12 AUG 2008
WJ	1:46.13				WINNINGTON Elijah	AUS	Bisbane (AUS)	18 DEC 2018

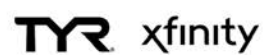
Final B

Rank	Lane	Name	Club Code	R.T.	50m	100m	150m	Time	Time Behind
1	4	SELISKAR Andrew	CAL	0.67	(2) 25.80	(1) 53.81 28.01	(1) 1:21.96 28.15	1:49.53	
2	2	DAVIS Wyatt	CSC-IN	0.68	(5) 25.86	(3) 53.99 28.13	(3) 1:23.11 29.12	1:51.16	1.63
3	1	MITCHELL Jake	CSC-IN	0.70	(4) 25.85	(4) 54.11 28.26	(=4) 1:23.13 29.02	1:51.18	1.65
4	3	BAGSHAW Jeremy	CAN	0.69	(7) 26.42	(7) 54.52 28.10	(=4) 1:23.13 28.61	1:51.23	1.70
5	6	ACEVEDO Javier	AJAX	0.63	(8) 26.52	(8) 54.77 28.25	(8) 1:23.78 29.01	1:51.72	2.19
6	7	AL-YAMANI Mokhtar	CW	0.59	(1) 25.78	(5) 54.41 28.63	(7) 1:23.61 29.20	1:51.92	2.39
7	8	BROTHERS Peter	UCSC	0.76	(6) 26.19	(6) 54.44 28.25	(6) 1:23.46 29.02	1:52.07	2.54
8	5	SZABO Norbert Szabo	UN-VA	0.62	(3) 25.81	(2) 53.87 28.06	(2) 1:22.82 28.95	1:52.08	2.55

Final A

Rank	Lane	Name	Club Code	R.T.	50m	100m	150m	Time	Time Behind
1	4	FOSTER Carson	RAYS	0.66	(1) 25.33	(1) 52.16 26.83	(1) 1:19.79 27.63	1:47.74	
2	7	GROTHER Zane	BCH	0.73	(8) 25.82	(8) 53.95 28.13	(4) 1:21.79 27.84	1:49.07	1.33
3	5	MAGAHEY Jake	SA	0.73	(7) 25.79	(2) 53.10 27.31	(3) 1:21.37 28.27	1:49.29	1.55
4	3	APPLE Zach	MVN	0.64	(4) 25.56	(3) 53.12 27.56	(2) 1:20.99 27.87	1:49.68	1.94
5	8	HOUSE Grant	SUN	0.64	(3) 25.47	(4) 53.34 27.87	(6) 1:22.02 28.68	1:50.50	2.76
6	6	SCHREUDERS Mikel	UN-MV	0.69	(5) 25.73	(5) 53.56 27.83	(7) 1:22.14 28.58	1:50.94	3.20
7	2	ROSE Dare	SCAR	0.68	(6) 25.74	(7) 53.69 27.95	(5) 1:21.97 28.28	1:51.01	3.27
8	1	REILMAN Joey	TNAQ	0.70	(2) 25.45	(6) 53.58 28.13	(8) 1:22.72 29.14	1:52.28	4.54

Official Timekeeping by Omega





2020 Tyr Pro Swim Series

Knoxville, TN

January 16 - 19, 2020

Event 104 17 JAN 2020 - 06:39

Men's 200m Freestyle

Final

Results

Event Number 4

Final C

Rank	Lane	Name	Club Code	R.T.	50m	100m	150m	Time	Time Behind
1	5	McDONALD Jacob	RAYS	0.63	(5) 26.34	(4) 54.97 28.63	(5) 1:24.41 29.44	1:52.47 28.06	
2	3	HOOVER Sam	NCAC	0.61	(4) 26.14	(6) 55.09 28.95	(6) 1:24.47 29.38	1:52.66 28.19	0.19
3	4	RYSGAARD Mathias	DEN	0.64	(1) 25.77	(2) 54.73 28.96	(1) 1:23.55 28.82	1:52.72 29.17	0.25
4	6	OLAFSON Carson	CAN	0.64	(2) 25.84	(1) 54.25 28.41	(2) 1:23.90 29.65	1:52.81 28.91	0.34
5	2	RUTTER Jonathan	UN-VA	0.68	(6) 26.43	(5) 55.06 28.63	(3) 1:24.11 29.05	1:52.83 28.72	0.36
6	8	LI Stanford	PCSC	0.64	(7) 26.53	(7) 55.32 28.79	(4) 1:24.31 28.99	1:53.29 28.98	0.82
7	1	ACOSTA Marcelo	CARD	0.70	(8) 27.17	(8) 55.86 28.69	(8) 1:24.87 29.01	1:53.77 28.90	1.30
8	7	CONNOLLY Alec	TENN	0.64	(3) 26.10	(3) 54.87 28.77	(7) 1:24.72 29.85	1:54.49 29.77	2.02

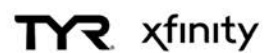
Final D

Rank	Lane	Name	Club Code	R.T.	50m	100m	150m	Time	Time Behind
1	6	CHANEY Adam	RAYS	0.67	(1) 25.89	(1) 55.03 29.14	(1) 1:24.61 29.58	1:53.21 28.60	
2	3	ARAYA Gabriel	AZFL	0.75	(4) 26.74	(4) 55.79 29.05	(2) 1:24.89 29.10	1:53.30 28.41	0.09
3	5	HERON David	MVN	0.64	(7) 26.78	(6) 56.17 29.39	(4) 1:25.47 29.30	1:53.37 27.90	0.16
4	8	PONCE de LEON Rafael	BSS	0.72	(=5) 26.75	(2) 55.73 28.98	(3) 1:25.25 29.52	1:53.92 28.67	0.71
5	1	LEBUKE James	CAN	0.70	(3) 26.46	(3) 55.78 29.32	(5) 1:25.66 29.88	1:55.10 29.44	1.89
6	7	YANCHULIS Noah	UN-NJ	0.68	(2) 26.31	(5) 55.90 29.59	(7) 1:26.45 30.55	1:55.87 29.42	2.66
7	4	HINAWI Marc	TENN	0.67	(=5) 26.75	(7) 56.28 29.53	(6) 1:26.12 29.84	1:56.11 29.99	2.90
8	2	SKAANING Daniel	DEN	0.60	(8) 29.10	(8) 1:01.02 31.92	(8) 1:29.01 27.99	1:56.92 27.91	3.71

Legend:

= Equal rank **AR** Americas Record **CR** Championship Record **R.T.** Reaction Time
US US Open Record **WJ** World Junior Record **WR** World Record

Official Timekeeping by Omega





2020 Tyr Pro Swim Series

Knoxville, TN

January 16 - 19, 2020

Event 105 17 JAN 2020 - 06:48

Women's 100m Breaststroke

Final

Results

Event Number 5

	Record	Split	Name	Club Code	Location	Date
WR	1:04.13	29.80	KING Lilly	USA	Budapest (HUN)	25 JUL 2017
US	1:04.45	29.80	HARDY Jessica	USA	Federal Way, WA (USA)	7 AUG 2009
CR	1:05.57		SONI Rebecca	USA	Charlotte (USA)	1 JAN 2011
AR	1:04.13	29.80	KING Lilly	USA	Budapest (HUN)	25 JUL 2017
WJ	1:05.39	30.48	MEILUTYTE Ruta	LTU	Nanjing (CHN)	20 AUG 2014

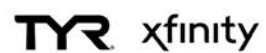
Final B

Rank	Lane	Name	Club Code	R.T.	50m	Time	Time Behind
1	4	SMITH Kierra	CAN	0.69	(=3) 33.38	1:10.29 36.91	
2	1	YEUNG Jamie	CW	0.63	(2) 33.04	1:10.31 37.27	0.02
3	5	MORLEY Laura	BAH	0.72	(7) 33.91	1:10.72 36.81	0.43
=4	3	POPOV Nikol	TENN	0.71	(=3) 33.38	1:11.09 37.71	0.80
=4	6	HERRMANN Danielle	CLOV	0.69	(1) 32.88	1:11.09 38.21	0.80
6	7	DAVISON Chase	TOPS	0.69	(5) 33.58	1:11.43 37.85	1.14
7	8	ANDERSON Olivia	TXLA	0.72	(6) 33.78	1:11.70 37.92	1.41
8	2	McENROE Annika	YSSC	0.70	(8) 34.34	1:12.18 37.84	1.89

Final A

Rank	Lane	Name	Club Code	R.T.	50m	Time	Time Behind
1	4	LAZOR Annie	MVN	0.69	(1) 31.31	1:06.68 35.37	
2	3	ESCOBEDO Emily	COND	0.65	(5) 32.36	1:07.71 35.35	1.03
3	2	GALAT Bethany	AGS	0.61	(3) 32.11	1:08.08 35.97	1.40
4	5	HANSSON Sophie	NCS	0.73	(2) 32.10	1:08.23 36.13	1.55
5	6	SUMRALL Micah	CGSC	0.72	(7) 32.77	1:08.57 35.80	1.89
6	1	JACOBY Lydia	STSC	0.68	(4) 32.12	1:08.66 36.54	1.98
7	7	ULYETT Jocelyn	LU	0.74	(8) 32.97	1:09.33 36.36	2.65
8	8	WEBER Emma	TOPS	0.70	(6) 32.66	1:09.80 37.14	3.12

Official Timekeeping by Omega





2020 Tyr Pro Swim Series

Knoxville, TN

January 16 - 19, 2020

Event 105 17 JAN 2020 - 06:48

Women's 100m Breaststroke

Final

Results

Event Number 5

Final C

Rank	Lane	Name	Club Code	R.T.	50m	Time	Time Behind
1	5	HAMBLIN Kaylee	MSA	0.69	(1) 33.40	1:10.98 37.58	
2	2	NELSON Emme	MAC-NC	0.73	(2) 33.91	1:11.97 38.06	0.99
3	6	BROUWER Aubree	SPA-AR	0.67	(4) 34.39	1:12.20 37.81	1.22
4	8	MENDENHALL Olivia	SPA-AR	0.80	(5) 34.42	1:12.57 38.15	1.59
5	7	MANGAOANG Desirae	MAC-NC	0.63	(8) 34.80	1:12.82 38.02	1.84
6	4	WEYANT Gracie	SYS	0.76	(7) 34.77	1:12.86 38.09	1.88
7	1	CURTIS Brynn	YORK	0.79	(3) 34.37	1:13.03 38.66	2.05
8	3	OWNBEY Hannah	YSSC	0.69	(6) 34.75	1:13.19 38.44	2.21

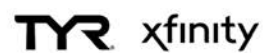
Final D

Rank	Lane	Name	Club Code	R.T.	50m	Time	Time Behind
1	1	BRADAC Sophia	TOPS	0.75	(1) 33.92	1:11.88 37.96	
2	7	JOHNSON Gigi	SA	0.71	(8) 34.78	1:12.41 37.63	0.53
3	6	DENNIS Holley	TOPS	0.72	(2) 33.98	1:12.67 38.69	0.79
4	3	CHAHBANDOUR Claire	TOPS	0.73	(5) 34.74	1:13.43 38.69	1.55
5	8	JANNASCH Jady	LAC	0.72	(3) 34.66	1:13.53 38.87	1.65
6	4	DEEDY Anne	EKC	0.69	(4) 34.72	1:13.58 38.86	1.70
7	2	FOLEY Sally	PCAC	0.73	(=6) 34.77	1:13.92 39.15	2.04
8	5	LUGBILL Reese	RAYS	0.76	(=6) 34.77	1:14.08 39.31	2.20

Legend:

=	Equal rank	AR	Americas Record	CR	Championship Record	R.T.	Reaction Time
US	US Open Record	WJ	World Junior Record	WR	World Record		

Official Timekeeping by Omega





2020 Tyr Pro Swim Series

Knoxville, TN

January 16 - 19, 2020

Event 106 17 JAN 2020 - 06:57

Men's 100m Breaststroke

Final

Results

Event Number 6

	Record	Split	Name	Club Code	Location	Date
WR	56.88	26.63	PEATY Adam	GBR	Gwangju (KOR)	21 JUL 2019
US	58.74	27.63	CORDES Kevin	USA	Indianapolis, IN (USA)	30 JUN 2017
CR	58.86		PEATY Adam	USA	Indianapolis (USA)	1 JAN 2017
AR	58.64	27.41	CORDES Kevin	USA	Budapest (HUN)	23 JUL 2017
WJ	59.01	27.48	MARTINENGI Nicolo	ITA	Indianapolis (USA)	23 AUG 2017

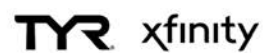
Final B

Rank	Lane	Name	Club Code	R.T.	50m	Time	Time Behind
1	6	CRESPO Edgar	SA	0.64	(1) 29.05	1:02.44 33.39	
2	5	ZITO Nick	UN-IL	0.70	(2) 29.25	1:02.47 33.22	0.03
3	2	STEWART Sam	UN-MS	0.68	(5) 29.78	1:03.02 33.24	0.58
4	1	THOMAS Wes	ALTO	0.64	(6) 29.93	1:03.66 33.73	1.22
5	3	DILLARD Jarel	TENN	0.59	(3) 29.41	1:03.91 34.50	1.47
6	8	RUTTER Jonathan	UN-VA	0.67	(7) 30.38	1:03.99 33.61	1.55
7	4	FINNERTY Ian	MVN	0.68	(4) 29.51	1:04.77 35.26	2.33
	7	CULJAT Lance	EKC			DSQ	

Final A

Rank	Lane	Name	Club Code	R.T.	50m	Time	Time Behind
1	4	FINK Nicolas	ABSC	0.75	(3) 28.31	1:00.00 31.69	
2	6	McKEE Anton	PRVT	0.63	(4) 28.51	1:00.65 32.14	0.65
=3	1	HOULIE Michael	TENN	0.70	(1) 28.10	1:01.27 33.17	1.27
=3	2	BJERG Tobias	DEN	0.68	(2) 28.30	1:01.27 32.97	1.27
5	7	WILSON Andrew	ABSC	0.63	(7) 29.00	1:01.66 32.66	1.66
6	3	CLAVERIE Carlos	CARD	0.71	(6) 28.88	1:01.71 32.83	1.71
7	8	FUNK Richard	CAN	0.64	(5) 28.81	1:02.40 33.59	2.40
8	5	WICH-GLASEN Nils	UN-SC	0.73	(8) 29.25	1:02.55 33.30	2.55

Official Timekeeping by Omega





2020 Tyr Pro Swim Series

Knoxville, TN

January 16 - 19, 2020

Event 106 17 JAN 2020 - 06:57

Men's 100m Breaststroke

Final

Results

Event Number 6

Final C

Rank	Lane	Name	Club Code	R.T.	50m	Time	Time Behind
1	3	WORTH Daniel	EKC	0.62	(4) 29.96	1:04.10 34.14	
2	1	MILANOVICH Alexander	ESWI	0.74	(1) 29.45	1:04.41 34.96	0.31
3	8	McCORMICK Evan	SMST	0.64	(7) 30.59	1:04.57 33.98	0.47
4	5	KAMMINGA Frederik	EKSC	0.67	(5) 30.02	1:04.62 34.60	0.52
5	7	HONG Joseph	PCAC	0.67	(3) 29.93	1:04.78 34.85	0.68
6	6	KNOX Finlay	CAN	0.66	(2) 29.84	1:04.97 35.13	0.87
7	4	BARR Luke	SCSCMW	0.65	(6) 30.21	1:05.22 35.01	1.12
8	2	HOOVER Sam	NCAC	0.66	(8) 30.92	1:06.50 35.58	2.40

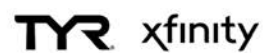
Final D

Rank	Lane	Name	Club Code	R.T.	50m	Time	Time Behind
1	6	MARCH Christian	PAQ	0.67	(2) 30.54	1:04.96 34.42	
2	4	MASSEY Luke	TENN	0.66	(1) 30.13	1:04.97 34.84	0.01
3	1	SWIFT Sean	SMST	0.71	(3) 30.73	1:05.04 34.31	0.08
4	2	BREHM Alex	LAK	0.68	(4) 30.86	1:05.08 34.22	0.12
5	3	DEGRIJZE Kevin	SA	0.65	(5) 30.92	1:05.70 34.78	0.74
6	5	POLISHCHUK Oleksiy	SCAR	0.75	(6) 31.23	1:05.75 34.52	0.79
7	7	STANLEY Matt	CAC	0.70	(7) 31.65	1:07.42 35.77	2.46
8	8	LONG Bryar	ACAC			DSQ	

Legend:

AR	Americas Record	CR	Championship Record	DSQ	Disqualified	R.T.	Reaction Time
US	US Open Record	WJ	World Junior Record	WR	World Record		

Official Timekeeping by Omega





2020 Tyr Pro Swim Series

Knoxville, TN

January 16 - 19, 2020

Event 107 17 JAN 2020 - 07:05

Women's 100m Butterfly

Final

Results

Event Number 7

	Record	Split	Name	Club Code	Location	Date
WR	55.48	26.01	SJOESTROEM Sarah	SWE	Rio de Janeiro (BRA)	7 AUG 2016
US	56.38	26.51	SJOSTROM Sarah	SWE	Austin, TX (USA)	16 JAN 2016
CR	56.38		SJOSTROM Sarah	SWE	Austin (USA)	1 JAN 2016
AR	55.98	26.39	VOLLMER Dana	USA	London (GBR)	29 JUL 2012
WJ	56.46	26.37	OLEKSIK Penny	USA	Rio de Janeiro (BRA)	7 AUG 2016

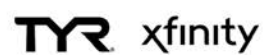
Final B

Rank	Lane	Name	Club Code	R.T.	50m	Time	Time Behind
1	4	WATTEL Marie	LU	0.73	(1) 27.20	59.12 31.92	
2	5	GINGRICH Leah	HURR	0.71	(=6) 28.30	59.62 31.32	0.50
3	6	COMERFORD Mallory	CARD	0.66	(=6) 28.30	59.79 31.49	0.67
4	7	BANIC Madeline	TNAQ	0.66	(2) 27.89	59.95 32.06	0.83
5	2	WALSH Gretchen	NAC	0.77	(4) 27.93	1:00.12 32.19	1.00
6	1	KINGSLEY Megan	ABSC	0.67	(8) 28.57	1:00.14 31.57	1.02
7	8	BACON Phoebe	NCAP	0.68	(3) 27.91	1:00.39 32.48	1.27
8	3	NAZIEBLO Klaudia	UN-VA	0.73	(5) 28.27	1:00.55 32.28	1.43

Final A

Rank	Lane	Name	Club Code	R.T.	50m	Time	Time Behind
1	4	KENDALL Amanda	MVN	0.70	(1) 26.91	57.65 30.74	
2	5	SMITH Regan	RIPT	0.66	(6) 27.38	57.86 30.48	0.21
3	3	DAHLIA Kelsi	CARD	0.64	(3) 27.31	57.98 30.67	0.33
4	8	OSMAN Farida	UN-VA	0.70	(5) 27.36	58.50 31.14	0.85
5	7	BROWN Erika	TENN	0.67	(7) 27.43	58.79 31.36	1.14
6	2	SMITH Rebecca	CAN	0.73	(2) 27.25	58.94 31.69	1.29
7	1	HINDS Natalie	ABSC	0.69	(4) 27.32	59.14 31.82	1.49
8	6	FLICKINGER Hali	SUN	0.71	(8) 28.77	59.67 30.90	2.02

Official Timekeeping by Omega





2020 Tyr Pro Swim Series

Knoxville, TN

January 16 - 19, 2020

Event 107 17 JAN 2020 - 07:05

Women's 100m Butterfly

Final

Results

Event Number 7

Final C

Rank	Lane	Name	Club Code	R.T.	50m	Time	Time Behind
1	6	MACK Linnea	OAQ	0.74	(1) 28.04	1:00.27 32.23	
=2	1	MASSEY Alex	UN-SE	0.74	(6) 28.70	1:00.48 31.78	0.21
=2	4	CHAN Kin Lok	HKG	0.70	(2) 28.35	1:00.48 32.13	0.21
4	2	HANUS Danielle	CAN	0.73	(3) 28.42	1:00.61 32.19	0.34
5	5	TEIJONSALO Fanny	SUN	0.61	(5) 28.63	1:00.84 32.21	0.57
6	3	HENDERSON Hanna	CAN	0.73	(4) 28.44	1:01.14 32.70	0.87
7	8	SIMS Bella	SAND	0.63	(8) 29.46	1:02.91 33.45	2.64
8	7	HETRICK Paige	BRAD	0.69	(7) 29.25	1:03.24 33.99	2.97

Final D

Rank	Lane	Name	Club Code	R.T.	50m	Time	Time Behind
1	4	BLACK Haley	CAN	0.65	(1) 28.10	1:01.33 33.23	
2	5	KAPELLER Abigail	UN-MN	0.68	(2) 28.58	1:01.54 32.96	0.21
3	3	MENKHAUS Madeline	MAC-NC	0.67	(6) 29.29	1:01.91 32.62	0.58
4	6	PARDUS Elysse	SCSCSC	0.69	(4) 29.17	1:02.01 32.84	0.68
5	7	STONE McKenna	FOX	0.67	(5) 29.22	1:02.39 33.17	1.06
6	8	SOWARDS Elizabeth	MAC-NC	0.58	(7) 29.46	1:02.55 33.09	1.22
7	1	SICHTERMAN Megan	TENN	0.72	(8) 29.47	1:02.64 33.17	1.31
8	2	BEIL Mallory	TENN	0.72	(3) 28.98	1:02.68 33.70	1.35

Legend:

=	Equal rank	AR	Americas Record	CR	Championship Record	R.T.	Reaction Time
US	US Open Record	WJ	World Junior Record	WR	World Record		

Official Timekeeping by Omega





2020 Tyr Pro Swim Series

Knoxville, TN

January 16 - 19, 2020

Event 108 17 JAN 2020 - 07:13

Men's 100m Butterfly

Final

Results

Event Number 8

	Record	Split	Name	Club Code	Location	Date
WR	49.50	22.83	DRESSEL Caeleb	USA	Gwangju (KOR)	26 JUL 2019
US	50.22	23.83	PHELPS Michael	USA	Indianapolis, IN (USA)	9 JUL 2009
CR	51.00		CONGER Jack	USA	Atlanta (USA)	1 JAN 2018
AR	49.50	22.83	DRESSEL Caeleb	USA	Gwangju (KOR)	26 JUL 2019
WJ	50.62	23.85	MILAK Kristof	HUN	Budapest (HUN)	29 JUL 2017

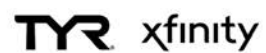
Final B

Rank	Lane	Name	Club Code	R.T.	50m	Time	Time Behind
1	4	SELISKAR Andrew	CAL	0.67	(1) 24.70	52.52 27.82	
2	3	BOHMAN Bryce	PW	0.67	(=4) 25.44	54.00 28.56	1.48
3	5	LIENDO Joshua	CAN	0.67	(2) 25.30	54.56 29.26	2.04
4	1	FLEAGLE Justin	UN-OH	0.61	(3) 25.34	54.58 29.24	2.06
5	2	ADEJUMO Philip	NAC	0.61	(=4) 25.44	54.69 29.25	2.17
6	6	DARRAGH Mackenzie	CAN	0.67	(7) 26.11	54.85 28.74	2.33
7	7	AFFELD Jonathan	ALTO	0.66	(6) 26.04	55.40 29.36	2.88
8	8	ROSE Dare	SCAR	0.66	(8) 26.18	55.55 29.37	3.03

Final A

Rank	Lane	Name	Club Code	R.T.	50m	Time	Time Behind
1	4	SMITH Giles	SUN	0.62	(4) 24.95	52.56 27.61	
2	3	FARRIS Dean	HARV	0.68	(2) 24.58	53.07 28.49	0.51
=3	5	HELD Ryan	NYAC	0.67	(3) 24.77	53.38 28.61	0.82
=3	7	BINNEMA Josiah	CAN	0.64	(7) 25.12	53.38 28.26	0.82
5	6	COETZEE Ryan	TNAQ	0.62	(5) 24.96	53.39 28.43	0.83
6	8	JOSA Matthew	CAL	0.65	(1) 24.40	53.41 29.01	0.85
7	1	HARTING Zach	CARD	0.65	(8) 25.14	53.44 28.30	0.88
8	2	NICKELSEN Rasmus	DEN	0.63	(6) 25.03	53.88 28.85	1.32

Official Timekeeping by Omega





2020 Tyr Pro Swim Series

Knoxville, TN

January 16 - 19, 2020

Event 108 17 JAN 2020 - 07:13

Men's 100m Butterfly

Final

Results

Event Number 8

Final C

Rank	Lane	Name	Club Code	R.T.	50m	Time	Time Behind
1	2	AYAR Kaan	DM	0.60	(1) 25.61	54.93 29.32	
2	6	COLE William	LAK	0.66	(4) 25.92	55.42 29.50	0.49
3	3	POELKE Boyd	MAC-NC	0.70	(3) 25.84	55.44 29.60	0.51
4	4	HINAWI Marc	TENN	0.66	(7) 26.62	55.74 29.12	0.81
5	5	HOFF Oskar	TENN	0.63	(5) 25.94	55.82 29.88	0.89
6	1	ORBE Gabriel	SCAR	0.76	(8) 26.65	55.99 29.34	1.06
7	8	FOLGER Sam	GS	0.61	(6) 26.17	56.05 29.88	1.12
8	7	CALKINS Stephen	UCSC	0.67	(2) 25.63	56.20 30.57	1.27

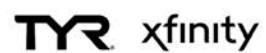
Final D

Rank	Lane	Name	Club Code	R.T.	50m	Time	Time Behind
1	6	GIRAUDEAU Joel	TENN	0.62	(4) 26.16	55.74 29.58	
2	4	HILL Robert	UCSC	0.64	(5) 26.30	55.78 29.48	0.04
3	5	AIMABLE Steven	AZFL	0.62	(7) 26.83	55.95 29.12	0.21
4	2	BRICE Luke	TENN	0.65	(2) 25.93	55.99 30.06	0.25
5	7	PLUTT John	PCST	0.59	(1) 25.87	56.12 30.25	0.38
6	1	ELLERY Johnny	UN-MR	0.72	(3) 26.06	56.20 30.14	0.46
7	3	SMITH Holden	RPC	0.71	(6) 26.36	56.28 29.92	0.54
8	8	BRIED Tommy	ACE	0.73	(8) 26.91	57.22 30.31	1.48

Legend:

=	Equal rank	AR	Americas Record	CR	Championship Record	R.T.	Reaction Time
US	US Open Record	WJ	World Junior Record	WR	World Record		

Official Timekeeping by Omega





2020 Tyr Pro Swim Series

Knoxville, TN

January 16 - 19, 2020

Event 109 17 JAN 2020 - 07:21

Women's 400m Individual Medley

Final

Results

Event Number 9

	Record	Splits	Name	Club Code	Location	Date
WR	4:26.36	1:00.91 2:08.39 3:24.50	HOSSZU Katinka	HUN	Rio de Janeiro (BRA)	6 AUG 2016
US	4:31.07	1:01.99 2:10.88 3:29.25	HOSSZU Katinka	HUN	Santa Clara (USA)	19 JUN 2015
CR	4:31.07	1:01.99 2:10.88 3:29.25	HOSSZU Katinka	HUN	Santa Clara (USA)	19 JUN 2015
AR	4:31.12	1:03.69 2:13.33 3:28.65	HOFF Katie	USA	Omaha, NE (USA)	29 JUN 2008
WJ	4:38.53	1:04.25 2:17.68 3:34.42	VAZQUEZ RUIZ Alba	ESP	Budapest (HUN)	20 AUG 2019

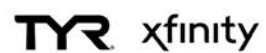
Final B

Rank	Lane	Name	Club Code	R.T.	Time	Time Behind
1	5	McCARVILLE Kate	SPA-AR	0.65	4:48.81	
50m (2) 30.33	100m (1) 1:04.11 33.78	150m (1) 1:41.37 37.26	200m (1) 2:17.52 36.15	250m (1) 3:00.49 42.97	300m (1) 3:43.44 42.95	350m (1) 4:16.80 33.36
2	8	McMURRAY Olivia	SWIM	0.78	4:49.51	0.70
50m (1) 30.30	100m (2) 1:05.21 34.91	150m (2) 1:42.88 37.67	200m (2) 2:19.34 36.46	250m (2) 3:01.68 42.34	300m (2) 3:44.72 43.04	350m (2) 4:18.32 33.60
3	3	ANDISON Bailey	MVN	0.70	4:51.52	2.71
50m (7) 30.98	100m (6) 1:06.63 35.65	150m (8) 1:45.92 39.29	200m (7) 2:23.07 37.15	250m (6) 3:04.12 41.05	300m (3) 3:45.16 41.04	350m (3) 4:18.75 33.59
4	1	JANSEN Ella	ESWI	0.82	4:53.42	4.61
50m (4) 30.70	100m (8) 1:06.89 36.19	150m (6) 1:44.20 37.31	200m (=4) 2:20.81 36.61	250m (5) 3:03.79 42.98	300m (6) 3:46.88 43.09	350m (4) 4:20.44 33.56
5	6	KATZER Danika	TENN	0.69	4:53.83	5.02
50m (6) 30.87	100m (3) 1:05.63 34.76	150m (3) 1:43.43 37.80	200m (=4) 2:20.81 37.38	250m (3) 3:03.26 42.45	300m (4) 3:45.50 42.24	350m (5) 4:20.54 35.04
6	7	OWNBEY Hannah	YSSC	0.69	4:54.38	5.57
50m (5) 30.71	100m (5) 1:06.14 35.43	150m (4) 1:43.71 37.57	200m (6) 2:20.91 37.20	250m (4) 3:03.45 42.54	300m (5) 3:45.93 42.48	350m (6) 4:20.74 34.81
7	4	NUNAN Amanda	TENN	0.87	4:55.32	6.51
50m (8) 31.42	100m (7) 1:06.88 35.46	150m (5) 1:43.98 37.10	200m (3) 2:20.42 36.44	250m (7) 3:05.35 44.93	300m (8) 3:50.27 44.92	350m (7) 4:23.44 33.17
8	2	McENROE Annika	YSSC	0.71	4:59.57	10.76
50m (3) 30.60	100m (4) 1:06.13 35.53	150m (7) 1:45.77 39.64	200m (8) 2:24.55 38.78	250m (8) 3:06.25 41.70	300m (7) 3:48.84 42.59	350m (8) 4:24.37 35.20

Final A

Rank	Lane	Name	Club Code	R.T.	Time	Time Behind
1	4	COX Madisyn	TXLA	0.67	4:39.25	
50m (5) 30.14	100m (5) 1:04.66 34.52	150m (3) 1:40.96 36.30	200m (1) 2:16.25 35.29	250m (1) 2:54.98 38.73	300m (1) 3:34.50 39.52	350m (1) 4:07.13 32.63
2	5	FLICKINGER Hali	SUN	0.71	4:41.98	2.73
50m (4) 30.02	100m (2) 1:03.22 33.20	150m (2) 1:40.71 37.49	200m (3) 2:17.40 36.69	250m (3) 2:58.37 40.97	300m (4) 3:39.98 41.61	350m (3) 4:11.91 31.93
3	7	WALSH Alex	NAC	0.77	4:42.14	2.89
50m (2) 29.80	100m (4) 1:04.29 34.49	150m (4) 1:41.96 37.67	200m (5) 2:18.19 36.23	250m (2) 2:58.08 39.89	300m (2) 3:37.96 39.88	350m (2) 4:10.88 32.92
4	3	DENIGAN Mariah	LAK	0.73	4:46.65	7.40
50m (8) 30.87	100m (7) 1:05.93 35.06	150m (5) 1:42.21 36.28	200m (4) 2:17.84 35.63	250m (5) 2:59.68 41.84	300m (6) 3:42.50 42.82	350m (4) 4:15.01 32.51
5	2	KINGSLEY Megan	ABSC	0.68	4:46.69	7.44
50m (6) 30.23	100m (6) 1:04.70 34.47	150m (7) 1:42.43 37.73	200m (6) 2:19.15 36.72	250m (7) 3:00.48 41.33	300m (5) 3:42.44 41.96	350m (6) 4:15.41 32.97
6	6	GALAT Bethany	AGS	0.63	4:48.51	9.26
50m (1) 29.38	100m (1) 1:03.11 33.73	150m (6) 1:42.35 39.24	200m (7) 2:20.11 37.76	250m (4) 2:59.60 39.49	300m (3) 3:39.96 40.36	350m (5) 4:15.12 35.16
7	8	McINTOSH Summer	ESWI	0.67	4:50.43	11.18
50m (3) 29.84	100m (3) 1:04.14 34.30	150m (1) 1:40.65 36.51	200m (2) 2:17.07 36.42	250m (6) 3:00.26 43.19	300m (7) 3:43.72 43.46	350m (7) 4:17.86 34.14
8	1	YAGER Alexis	TENN	0.75	4:54.88	15.63
50m (7) 30.85	100m (8) 1:06.21 35.36	150m (8) 1:45.68 39.47	200m (8) 2:24.26 38.58	250m (8) 3:05.28 41.02	300m (8) 3:46.59 41.31	350m (8) 4:21.51 34.92

Official Timekeeping by Omega





2020 Tyr Pro Swim Series

Knoxville, TN

January 16 - 19, 2020

Event 109 17 JAN 2020 - 07:21

Women's 400m Individual Medley

Final

Results

Event Number 9

Final C

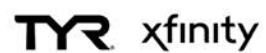
Rank	Lane	Name	Club Code	R.T.	Time	Time Behind
1	4	GRIMES Katie	SAND	0.56	4:51.93	
50m (1) 31.02	100m (1) 1:06.83 35.81	150m (1) 1:43.30 36.47	200m (1) 2:19.18 35.88	250m (1) 3:03.94 44.76	300m (3) 3:49.11 45.17	350m (1) 4:20.67 31.56
2	3	WEYANT Gracie	SYS	0.74	4:56.61	4.68
50m (4) 31.81	100m (=5) 1:08.61 36.80	150m (6) 1:48.27 39.66	200m (5) 2:27.11 38.84	250m (3) 3:07.68 40.57	300m (1) 3:48.61 40.93	350m (2) 4:23.12 34.51
3	5	BRENDZAN Olivia	EKSC	0.68	4:56.95	5.02
50m (2) 31.61	100m (=5) 1:08.61 37.00	150m (2) 1:45.78 37.17	200m (2) 2:21.72 35.94	250m (2) 3:05.46 43.74	300m (2) 3:48.80 43.34	350m (3) 4:23.55 34.75
4	6	BOGGS Lillie	BAY	0.71	4:58.74	6.81
50m (7) 32.64	100m (7) 1:09.66 37.02	150m (7) 1:49.63 39.97	200m (7) 2:28.66 39.03	250m (6) 3:09.88 41.22	300m (5) 3:51.82 41.94	350m (4) 4:25.93 34.11
5	7	DAVIS Laura	MAC-NC	0.79	5:00.98	9.05
50m (3) 31.73	100m (2) 1:07.32 35.59	150m (3) 1:46.53 39.21	200m (4) 2:25.69 39.16	250m (4) 3:07.92 42.23	300m (4) 3:50.76 42.84	350m (5) 4:26.54 35.78
6	1	CECH Hannah	LAKY	0.73	5:03.03	11.10
50m (6) 32.13	100m (3) 1:08.02 35.89	150m (4) 1:47.39 39.37	200m (3) 2:24.76 37.37	250m (5) 3:09.41 44.65	300m (7) 3:53.49 44.08	350m (6) 4:29.37 35.88
7	2	SYKES Emily	TENN	0.76	5:05.48	13.55
50m (5) 32.00	100m (4) 1:08.66 36.50	150m (5) 1:48.08 39.58	200m (6) 2:27.74 39.66	250m (7) 3:10.07 42.33	300m (6) 3:52.79 42.72	350m (7) 4:29.68 36.89
8	8	LUGBILL Reese	RAYS	0.76	5:08.23	16.30
50m (8) 32.94	100m (8) 1:10.53 37.59	150m (8) 1:51.69 41.16	200m (8) 2:31.42 39.73	250m (8) 3:13.62 42.20	300m (8) 3:57.90 44.28	350m (8) 4:33.90 36.00

Final D

Rank	Lane	Name	Club Code	R.T.	Time	Time Behind
1	3	DUNFORD Abby	SAND	0.77	5:01.28	
50m (4) 31.33	100m (4) 1:07.51 36.18	150m (3) 1:46.26 38.75	200m (2) 2:23.24 36.98	250m (2) 3:08.99 45.75	300m (3) 3:55.59 46.60	350m (2) 4:29.07 33.48
2	4	DEEDY Anne	EKC	0.74	5:02.18	0.90
50m (3) 31.24	100m (7) 1:07.78 36.54	150m (7) 1:48.41 40.63	200m (7) 2:28.19 39.78	250m (4) 3:09.92 41.73	300m (1) 3:52.47 42.55	350m (1) 4:27.99 35.52
3	5	KUWATA Paige	SAND	0.55	5:03.31	2.03
50m (1) 30.83	100m (1) 1:05.46 34.63	150m (1) 1:44.55 39.09	200m (1) 2:22.64 38.09	250m (1) 3:08.77 46.13	300m (4) 3:56.06 47.29	350m (4) 4:30.21 34.15
4	2	McENROE Kirsti	YSSC	0.76	5:03.35	2.07
50m (6) 31.85	100m (6) 1:07.70 35.85	150m (4) 1:46.60 38.90	200m (3) 2:24.45 37.85	250m (3) 3:09.25 44.80	300m (2) 3:55.19 45.94	350m (3) 4:30.12 34.93
5	6	VETKOETTER Clare	TFA	0.82	5:03.47	2.19
50m (7) 31.89	100m (5) 1:07.68 35.79	150m (6) 1:47.72 40.04	200m (6) 2:26.62 38.90	250m (7) 3:12.14 45.52	300m (6) 3:57.63 45.49	350m (5) 4:31.21 33.58
6	8	YODER Kylie	MAC-NC	0.71	5:07.28	6.00
50m (2) 31.13	100m (2) 1:06.90 35.77	150m (2) 1:46.18 39.28	200m (4) 2:25.23 39.05	250m (5) 3:10.60 45.37	300m (5) 3:56.98 46.38	350m (6) 4:31.76 34.78
7	7	NELSON Emme	MAC-NC	0.77	5:07.57	6.29
50m (8) 32.17	100m (8) 1:10.29 38.12	150m (8) 1:51.60 41.31	200m (8) 2:32.55 40.95	250m (8) 3:14.74 42.19	300m (7) 3:58.15 43.41	350m (7) 4:33.84 35.69
8	1	MARTIN Allison	FISH	0.84	5:10.02	8.74
50m (5) 31.50	100m (3) 1:07.38 35.88	150m (5) 1:46.76 39.38	200m (5) 2:25.41 38.65	250m (6) 3:12.13 46.72	300m (8) 3:58.68 46.55	350m (8) 4:34.67 35.99

Legend:	= Equal rank	AR Americas Record	CR Championship Record	R.T. Reaction Time
US	US Open Record	WJ World Junior Record	WR World Record	

Official Timekeeping by Omega





2020 Tyr Pro Swim Series

Knoxville, TN

January 16 - 19, 2020

Event 110 17 JAN 2020 - 07:36

Men's 400m Individual Medley

Final

Results

Event Number 10

	Record	Splits		Name	Club Code	Location	Date	
WR	4:03.84	54.92	1:56.49	3:07.05	PHELPS Michael	USA	Beijing (CHN)	10 AUG 2008
US	4:05.25	55.38	1:57.32	3:08.45	PHELPS Michael	USA	Omaha, NE (USA)	29 JUN 2008
CR	4:08.92				KALISZ Chase	USA	Atlanta (USA)	1 JAN 2018
AR	4:03.84	54.92	1:56.49	3:07.05	PHELPS Michael	USA	Beijing (CHN)	10 AUG 2008
WJ	4:11.93	57.49	2:01.54	3:12.12	PAPASTAMOS Apostolos	GRE	Budapest (HUN)	24 AUG 2019

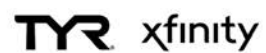
Final B

Rank	Lane	Name	Club Code	R.T.	Time	Time Behind	
1	1	BLAYLOCK Ford	UN-MR	0.73	4:29.77		
50m (6) 28.48	100m (5) 1:00.65 32.17	150m (7) 1:37.29 36.64	200m (7) 2:12.54 35.25	250m (6) 2:50.68 38.14	300m (3) 3:29.12 38.44	350m (1) 4:00.17 31.05	29.60
2	3	LUCAS Cooper	LAC	0.66	4:30.50	0.73	
50m (1) 27.94	100m (2) 59.98 32.04	150m (3) 1:35.08 35.10	200m (2) 2:09.77 34.69	250m (2) 2:48.79 39.02	300m (2) 3:28.69 39.90	350m (3) 4:00.40 31.71	30.10
3	7	BECKER Dylan	SAND	0.63	4:30.59	0.82	
50m (5) 28.25	100m (1) 59.78 31.53	150m (1) 1:34.52 34.74	200m (1) 2:08.41 33.89	250m (4) 2:48.95 40.54	300m (6) 3:30.39 41.44	350m (5) 4:01.49 31.10	29.10
4	6	McINERNY Evan	SA	0.68	4:31.03	1.26	
50m (4) 28.16	100m (3) 1:00.00 31.84	150m (2) 1:34.86 34.86	200m (4) 2:10.07 35.21	250m (1) 2:48.41 38.34	300m (1) 3:27.95 39.54	350m (2) 4:00.19 32.24	30.84
5	4	PALASCHUK Brian	ROD	0.68	4:31.31	1.54	
50m (3) 28.10	100m (4) 1:00.40 32.30	150m (4) 1:35.51 35.11	200m (3) 2:09.92 34.41	250m (3) 2:48.83 38.91	300m (4) 3:29.32 40.49	350m (4) 4:01.03 31.71	30.28
6	8	MONAHAN Conall	MAC-NC	0.67	4:32.91	3.14	
50m (7) 28.93	100m (7) 1:02.28 33.35	150m (5) 1:36.73 34.45	200m (5) 2:10.93 34.20	250m (5) 2:50.03 39.10	300m (5) 3:30.01 39.98	350m (6) 4:01.83 31.82	31.08
7	5	KABBARA Munzy	LIB	0.67	4:36.03	6.26	
50m (2) 28.04	100m (6) 1:00.80 32.76	150m (6) 1:36.96 36.16	200m (6) 2:11.55 34.59	250m (7) 2:50.86 39.31	300m (7) 3:30.41 39.55	350m (7) 4:03.46 33.05	32.57
8	2	LLOYD Owen	NCAC	0.78	4:41.13	11.36	
50m (8) 29.18	100m (8) 1:03.16 33.98	150m (8) 1:39.60 36.44	200m (8) 2:15.05 35.45	250m (8) 2:56.31 41.26	300m (8) 3:39.25 42.94	350m (8) 4:10.52 31.27	30.61

Final A

Rank	Lane	Name	Club Code	R.T.	Time	Time Behind	
1	3	SMITH Kieran	UN-FL	0.68	4:16.36		
50m (2) 26.80	100m (2) 57.76 30.96	150m (1) 1:31.20 33.44	200m (1) 2:03.62 32.42	250m (1) 2:40.02 36.40	300m (1) 3:17.70 37.68	350m (1) 3:47.94 30.24	28.42
2	4	ARROYO Jarod	FORK	0.66	4:16.67	0.31	
50m (1) 26.50	100m (1) 57.70 31.20	150m (3) 1:31.95 34.25	200m (4) 2:05.39 33.44	250m (2) 2:41.05 35.66	300m (2) 3:17.84 36.79	350m (2) 3:48.05 30.21	28.62
3	5	FOSTER Carson	RAYS	0.71	4:18.85	2.49	
50m (3) 27.00	100m (3) 58.04 31.04	150m (4) 1:32.35 34.31	200m (3) 2:05.09 32.74	250m (3) 2:41.24 36.15	300m (3) 3:18.21 36.97	350m (3) 3:49.35 31.14	29.50
4	2	COTE Tristan	UCSC	0.73	4:22.17	5.81	
50m (6) 27.68	100m (6) 59.41 31.73	150m (6) 1:33.63 34.22	200m (=5) 2:07.67 34.04	250m (4) 2:43.80 36.13	300m (4) 3:21.17 37.37	350m (4) 3:52.11 30.94	30.06
5	6	STEWART Sam	UN-MS	0.68	4:23.96	7.60	
50m (4) 27.21	100m (5) 58.59 31.38	150m (5) 1:33.33 34.74	200m (=5) 2:07.67 34.34	250m (5) 2:45.23 37.56	300m (5) 3:22.76 37.53	350m (5) 3:54.11 31.35	29.85
6	1	NELSON Baylor	MAC-NC	0.71	4:27.52	11.16	
50m (8) 28.09	100m (7) 1:00.01 31.92	150m (7) 1:33.98 33.97	200m (7) 2:07.89 33.91	250m (6) 2:46.10 38.21	300m (6) 3:25.58 39.48	350m (6) 3:57.07 31.49	30.45
7	7	ZAKALA Josh	CAN	0.73	4:28.30	11.94	
50m (7) 27.97	100m (8) 1:00.25 32.28	150m (8) 1:34.77 34.52	200m (8) 2:09.33 34.56	250m (8) 2:47.63 38.30	300m (7) 3:27.18 39.55	350m (7) 3:58.79 31.61	29.51
8	8	GRIMES Sawyer	SAND	0.63	4:30.29	13.93	
50m (5) 27.41	100m (4) 58.53 31.12	150m (2) 1:31.86 33.33	200m (2) 2:04.83 32.97	250m (7) 2:46.84 42.01	300m (8) 3:29.50 42.66	350m (8) 4:00.39 30.89	29.90

Official Timekeeping by Omega





2020 Tyr Pro Swim Series

Knoxville, TN

January 16 - 19, 2020

Event 110 17 JAN 2020 - 07:36

Men's 400m Individual Medley

Final

Results

Event Number 10

Final C

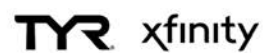
Rank	Lane	Name	Club Code	R.T.	Time	Time Behind
1	3	LI Stanford	PCSC	0.68	4:31.70	
50m (5) 29.15	100m (8) 1:02.82 33.67	150m (7) 1:38.64 35.82	200m (6) 2:12.67 34.03	250m (5) 2:52.88 40.21	300m (5) 3:32.56 39.68	350m (2) 4:02.99 30.43
2	6	ZUCHOWSKI Josh	FASTFG	0.72	4:32.48	0.78
50m (2) 28.40	100m (2) 1:00.48 32.08	150m (2) 1:35.65 35.17	200m (2) 2:09.76 34.11	250m (1) 2:48.83 39.07	300m (1) 3:28.92 40.09	350m (1) 4:01.88 32.96
3	7	CUSTER Liam	SYS	0.70	4:33.96	2.26
50m (=7) 29.36	100m (5) 1:02.45 33.09	150m (4) 1:37.07 34.62	200m (3) 2:10.24 33.17	250m (3) 2:50.65 40.41	300m (4) 3:31.72 41.07	350m (4) 4:03.71 31.99
4	5	SANDERS Ethan	TENN	0.71	4:34.28	2.58
50m (1) 27.70	100m (1) 59.70 32.00	150m (1) 1:35.64 35.94	200m (4) 2:11.58 35.94	250m (2) 2:50.48 38.90	300m (2) 3:30.63 40.15	350m (3) 4:03.15 32.52
5	8	BROWN Eric	PCSC	0.74	4:34.68	2.98
50m (6) 29.29	100m (7) 1:02.65 33.36	150m (5) 1:37.65 35.00	200m (5) 2:11.72 34.07	250m (6) 2:53.16 41.44	300m (7) 3:34.35 41.19	350m (5) 4:04.94 30.59
6	4	MILLER Brandon	NCAC	0.66	4:36.30	4.60
50m (=7) 29.36	100m (6) 1:02.58 33.22	150m (3) 1:36.76 34.18	200m (1) 2:09.31 32.55	250m (4) 2:50.85 41.54	300m (3) 3:31.43 40.58	350m (6) 4:04.95 33.52
7	1	BRIED Tommy	ACE	0.79	4:37.56	5.86
50m (3) 28.83	100m (3) 1:01.03 32.20	150m (6) 1:38.27 37.24	200m (7) 2:14.15 35.88	250m (7) 2:53.88 39.73	300m (6) 3:34.24 40.36	350m (8) 4:07.39 33.15
8	2	BRETZMANN Peter	NCAC	0.73	4:37.97	6.27
50m (4) 29.01	100m (4) 1:02.00 32.99	150m (8) 1:39.76 37.76	200m (8) 2:16.10 36.34	250m (8) 2:55.85 39.75	300m (8) 3:35.17 39.32	350m (7) 4:07.23 32.06

Final D

Rank	Lane	Name	Club Code	R.T.	Time	Time Behind
1	6	STOKES Richie	UCSC	0.70	4:33.01	
50m (7) 29.62	100m (6) 1:02.51 32.89	150m (2) 1:36.71 34.20	200m (1) 2:09.82 33.11	250m (1) 2:49.94 40.12	300m (1) 3:30.16 40.22	350m (1) 4:02.46 32.30
2	3	VANDEUSEN Jack	BSS	0.70	4:34.06	1.05
50m (2) 27.92	100m (1) 59.89 31.97	150m (3) 1:36.73 36.84	200m (3) 2:12.06 35.33	250m (2) 2:51.70 39.64	300m (2) 3:31.95 40.25	350m (2) 4:03.89 31.94
3	2	COTE Ben	SPA-FL	0.69	4:38.23	5.22
50m (4) 28.69	100m (4) 1:01.85 33.16	150m (6) 1:39.52 37.67	200m (6) 2:14.96 35.44	250m (5) 2:54.82 39.86	300m (4) 3:34.60 39.78	350m (4) 4:07.49 32.89
4	4	MORALES Yeziel	AZFL	0.66	4:38.93	5.92
50m (1) 27.62	100m (2) 1:00.10 32.48	150m (1) 1:36.05 35.95	200m (2) 2:11.52 35.47	250m (4) 2:54.43 42.91	300m (5) 3:37.02 42.59	350m (5) 4:08.49 31.47
5	5	URIBE Brian	SCAR	0.67	4:39.26	6.25
50m (6) 29.50	100m (5) 1:02.34 32.84	150m (5) 1:38.59 36.25	200m (4) 2:13.73 35.14	250m (3) 2:53.25 39.52	300m (3) 3:33.66 40.41	350m (3) 4:07.03 33.37
6	8	WARD Zach	BKYS	0.66	4:40.13	7.12
50m (3) 28.24	100m (3) 1:00.33 32.09	150m (4) 1:37.85 37.52	200m (5) 2:13.79 35.94	250m (6) 2:55.32 41.53	300m (6) 3:37.27 41.95	350m (6) 4:09.74 32.47
7	1	DEVINE Owen	TENN	0.69	4:40.59	7.58
50m (5) 29.15	100m (7) 1:03.32 34.17	150m (7) 1:40.06 36.74	200m (7) 2:15.26 35.20	250m (7) 2:56.60 41.34	300m (7) 3:38.64 42.04	350m (7) 4:10.33 31.69
	7	CAIRNS Zac	NCAC		DSQ	

Legend:	= Equal rank	AR Americas Record	CR Championship Record	DSQ Disqualified
R.T. Reaction Time	US US Open Record	WJ World Junior Record	WR World Record	

Official Timekeeping by Omega





2020 Tyr Pro Swim Series

Knoxville, TN

January 16 - 19, 2020

Event 11

18 JAN 2020 - 09:30

Women's 200m Butterfly

Heats

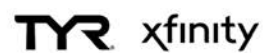
Results Summary

Event Number 11

	Record	Splits			Name	Club Code	Location	Date
WR	2:01.81	27.19	58.08	1:30.20	LIU Zige	CHN	Jinan (CHN)	21 OCT 2009
US	2:05.87	28.69	1:00.13	1:32.72	FLICKINGER Hali	USA	Irvine, CA (USA)	25 JUL 2018
CR	2:06.76				ADAMS Cammile	USA	Austin (USA)	1 JAN 2012
AR	2:04.14	28.79	1:00.57	1:32.49	MOHLER Mary	USA	Roma (ITA)	29 JUL 2009
WJ	2:06.29				HASEGAWA Suzuka	JPN	Aichi (JPN)	13 APR 2017

Rank	Heat	Lane	Name	Club Code	Year of Birth	R.T.	50m	100m	150m	Time	Time Behind
1	6	4	FLICKINGER Hali	SUN	1994	0.71	29.53	1:01.99	1:35.15	2:08.54	A
								32.46	33.16	33.39	
2	5	4	SMITH Regan	RIPT	2002	0.71	29.09	1:02.69	1:36.58	2:11.13	2.59 A
								33.60	33.89	34.55	
3	6	3	ROSENDAHL BACH Helena	DEN	2000	0.85	30.22	1:03.13	1:36.84	2:11.17	2.63 A
								32.91	33.71	34.33	
4	4	4	KINGSLEY Megan	ABSC	1996	0.68	29.46	1:02.72	1:36.90	2:11.64	3.10 A
								33.26	34.18	34.74	
5	4	5	GINGRICH Leah	HURR	1990	0.78	29.89	1:03.36	1:37.79	2:11.96	3.42 A
								33.47	34.43	34.17	
6	5	5	SEIDT Asia	KYA	1997	0.75	29.75	1:03.38	1:37.59	2:12.28	3.74 A
								33.63	34.21	34.69	
7	5	3	ZAVAROS Mabel	OAK	2000	0.71	29.53	1:03.32	1:37.79	2:12.46	3.92 A
								33.79	34.47	34.67	
8	6	5	DAHLIA Kelsi	CARD	1994	0.67	29.48	1:03.37	1:38.31	2:14.99	6.45 A
								33.89	34.94	36.68	
9	4	6	McCARVILLE Kate	SPA-AR	◆ 2003	0.69	30.51	1:04.53	1:39.58	2:15.01	6.47 B
								34.02	35.05	35.43	
10	6	2	MASSEY Alex	UN-SE	2001	0.72	30.13	1:04.49	1:39.38	2:15.57	7.03 B
								34.36	34.89	36.19	
11	4	3	HANUS Danielle	CAN	1998	0.71	29.83	1:04.29	1:40.01	2:15.99	7.45 B
								34.46	35.72	35.98	
12	3	6	SIMS Bella	SAND	◆ 2005	0.58	29.48	1:04.12	1:40.39	2:16.24	7.70 B
								34.64	36.27	35.85	
13	5	2	GORE Morgan	SMST	◆ 2004	0.68	30.68	1:05.45	1:40.38	2:16.27	7.73 B
								34.77	34.93	35.89	
14	5	8	MENKHAUS Madeline	MAC-NC	◆ 2003	0.61	31.09	1:04.90	1:40.65	2:16.68	8.14 B
								33.81	35.75	36.03	
15	6	6	BELLARD Hannah	CW	◆ 2005	0.77	30.81	1:05.29	1:41.34	2:16.89	8.35 B
								34.48	36.05	35.55	
16	6	7	McINTOSH Summer	ESWI	◆ 2006	0.71	30.97	1:05.65	1:41.43	2:16.99	8.45 B
								34.68	35.78	35.56	
17	5	6	SMITH Rebecca	CAN	2000	0.74	29.16	1:03.39	1:39.60	2:17.31	8.77 C
								34.23	36.21	37.71	
18	5	1	McMURRAY Olivia	SWIM	◆ 2003	0.80	30.62	1:05.39	1:41.44	2:17.84	9.30 C
								34.77	36.05	36.40	
19	4	2	KUWATA Paige	SAND	◆ 2004	0.72	30.96	1:05.28	1:41.01	2:17.86	9.32 C
								34.32	35.73	36.85	
20	2	2	YEGRES COTTIN Maria	SCLN	◆ 2005	0.69	31.05	1:06.26	1:42.00	2:18.07	9.53 C
								35.21	35.74	36.07	
21	5	7	BURT Maddy	SWIM	2002	0.73	30.93	1:05.91	1:42.29	2:18.14	9.60 C
								34.98	36.38	35.85	
22	3	5	WITKUS Amanda	GS	◆ 2004	0.67	30.35	1:04.50	1:40.90	2:18.17	9.63 C
								34.15	36.40	37.27	
23	2	3	WEYANT Emma	SYS	2001	0.78	31.18	1:06.08	1:42.02	2:18.25	9.71 C
								34.90	35.94	36.23	

Official Timekeeping by Omega





2020 Tyr Pro Swim Series

Knoxville, TN

January 16 - 19, 2020

Event 11

18 JAN 2020 - 09:30

Women's 200m Butterfly

Heats

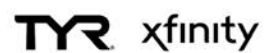
Results Summary

Event Number 11

Rank	Heat	Lane	Name	Club Code	Year of Birth	R.T.	50m	100m	150m	Time	Time Behind
24	6	8	SWEENEY Reagan	SA	◆ 2003	0.78	31.22	1:05.77 34.55	1:41.41 35.64	2:18.44 37.03	9.90 C
25	6	1	PARDUS Elysse	SCSCSC	2001	0.72	31.11	1:05.94 34.83	1:42.03 36.09	2:19.16 37.13	10.62 D
26	3	4	CRAIG Winter	RIPT	2001	0.73	30.56	1:05.53 34.97	1:41.86 36.33	2:19.53 37.67	10.99 D
27	3	2	RIMAT Karlie	MMSC	1999	0.78	30.69	1:05.74 35.05	1:41.50 35.76	2:19.97 38.47	11.43 D
28	3	1	QUASS Berit	DSMY	2002	0.75	31.06	1:06.13 35.07	1:42.73 36.60	2:20.90 38.17	12.36 D
29	3	3	LANNING Mackenzie	LAK	◆ 2004	0.76	31.08	1:06.10 35.02	1:42.79 36.69	2:21.05 38.26	12.51 D
30	4	7	BEIL Mallory	TENN	2000	0.69	30.91	1:05.33 34.42	1:42.13 36.80	2:21.34 39.21	12.80 D
31	4	8	MORELLO McKenna	TENN	1999	0.62	30.42	1:04.80 34.38	1:41.42 36.62	2:21.36 39.94	12.82 D
32	1	4	PARKINSON Maxine	DLTA	2002	0.65	30.70	1:06.56 35.86	1:43.72 37.16	2:21.50 37.78	12.96 D
=33	2	1	RANDALL Katherine	RIPT	◆ 2003	0.77	32.47	1:08.82 36.35	1:45.40 36.58	2:22.83 37.43	14.29 R?
=33	2	8	DENIGAN Mariah	LAK	◆ 2003	0.69	31.76	1:07.84 36.08	1:44.82 36.98	2:22.83 38.01	14.29 R?
35	3	7	BARR Savannah	SYS	2002	0.81	31.56	1:06.92 35.36	1:44.10 37.18	2:23.14 39.04	14.60
36	1	3	GRIMES Katie	SAND	◆ 2006	0.67	32.05	1:08.49 36.44	1:45.75 37.26	2:23.19 37.44	14.65
37	1	5	RAINEY Grace	MAC-NC	◆ 2004	0.85	32.46	1:08.96 36.50	1:46.41 37.45	2:24.37 37.96	15.83
38	2	5	HENSLER Rhianna	CW	2001	0.70	32.34	1:09.38 37.04	1:47.08 37.70	2:25.38 38.30	16.84
39	2	4	CECH Hannah	LAKY	2002	0.70	32.35	1:09.51 37.16	1:48.13 38.62	2:25.63 37.50	17.09
40	2	7	DAHMEN Jeanne	PCSC	2002	0.76	31.68	1:08.28 36.60	1:46.29 38.01	2:26.05 39.76	17.51
41	1	6	POO-CHEONG Elodie	DACA	1996	0.70	31.90	1:08.21 36.31	1:47.52 39.31	2:26.81 39.29	18.27
42	2	6	D'EMANUELE Peyton	AQJT	2002	0.72	32.55	1:09.60 37.05	1:49.84 40.24	2:33.21 43.37	24.67
	3	8	CHANG Whitney	UN-MR	1999					DNS	
	4	1	McENROE Annika	YSSC	2002					DNS	

Legend:	A Qualified for final A	AR Americas Record	B Qualified for final B
C Qualified for final C	CR Championship Record	D Qualified for final D	
DNS Did Not Start	R.T. Reaction Time	R? Involved in swim-off (reserve)	
US US Open Record	WJ World Junior Record	WR World Record	
◆ Junior swimmer			

Official Timekeeping by Omega





2020 Tyr Pro Swim Series

Knoxville, TN

January 16 - 19, 2020

Event 12

18 JAN 2020 - 09:46

Men's 200m Butterfly

Heats

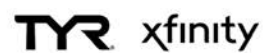
Results Summary

Event Number 12

	Record	Splits			Name	Club Code	Location	Date
WR	1:50.73	24.66	52.88	1:21.57	MILAK Kristof	HUN	Gwangju (KOR)	24 JUL 2019
US	1:52.20	25.47	53.75	1:23.04	PHELPS Michael	USA	Omaha, NE (USA)	2 JUL 2008
CR	1:53.84	26.08	54.82	1:23.91	URLANDO Gianluca	USA	Clovis, CA (USA)	14 JUN 2019
AR	1:51.51	24.76	52.88	1:21.93	PHELPS Michael	USA	Roma (ITA)	29 JUL 2009
WJ	1:52.71				MILAK Kristof	HUN	Debrecen (HUN)	28 MAR 2018

Rank	Heat	Lane	Name	Club Code	Year of Birth	R.T.	50m	100m	150m	Time	Time Behind
1	6	4	HARTING Zach	CARD	1997	0.69	26.99	57.68 30.69	1:28.78 31.10	2:00.63	A
2	4	3	WILBY Mason	KYA	1999	0.66	27.12	57.82 30.70	1:28.67 30.85	2:00.75	0.12 A
3	4	5	FOSTER Carson	RAYS	2001	0.69	27.17	57.81 30.64	1:29.21 31.40	2:00.86	0.23 A
4	4	4	DARRAGH Mackenzie	CAN	1993	0.69	27.35	58.55 31.20	1:30.45 31.90	2:00.95	0.32 A
5	6	3	ARROYO Jarod	FORK	2001	0.70	27.07	58.48 31.41	1:29.64 31.16	2:01.77	1.14 A
6	6	5	SELISKAR Andrew	CAL	1996	0.69	26.90	58.02 31.12	1:29.54 31.52	2:02.01	1.38 A
7	6	7	GORE Cris	SMST	◆ 2002	0.72	27.66	58.60 30.94	1:30.49 31.89	2:02.23	1.60 A
8	5	5	ROSE Dare	SCAR	◆ 2002	0.66	27.47	59.10 31.63	1:30.80 31.70	2:02.56	1.93 A
9	3	8	FOLGER Sam	GS	◆ 2002	0.63	27.67	58.50 30.83	1:30.33 31.83	2:02.73	2.10 B
10	5	3	ORBE Gabriel	SCAR	◆ 2002	0.74	28.15	59.38 31.23	1:31.17 31.79	2:03.00	2.37 B
11	6	6	BRIED Tommy	ACE	◆ 2003	0.73	27.56	59.00 31.44	1:30.75 31.75	2:03.17	2.54 B
12	5	2	ARAYA Gabriel	AZFL	1999	0.77	27.67	59.42 31.75	1:31.76 32.34	2:03.63	3.00 B
13	5	6	HINAWI Marc	TENN	1997	0.68	27.62	58.92 31.30	1:31.51 32.59	2:04.38	3.75 B
14	4	2	AFFELD Jonathan	ALTO	◆ 2002	0.66	27.24	58.24 31.00	1:30.86 32.62	2:04.77	4.14 B
=15	2	6	WARD Zach	BKYS	◆ 2002	0.72	28.08	59.36 31.28	1:31.80 32.44	2:04.84	4.21 B
=15	5	4	CONGER Jack	CAV	1994	0.72	27.77	59.58 31.81	1:32.06 32.48	2:04.84	4.21 B
17	6	2	HEASLEY Ethan	HEAT	2001	0.71	27.18	58.29 31.11	1:31.30 33.01	2:05.22	4.59 C
18	3	5	GRIMES Sawyer	SAND	2001	0.60	28.11	59.72 31.61	1:32.16 32.44	2:05.39	4.76 C
19	3	4	McINERNY Evan	SA	2001	0.69	28.53	1:00.69 32.16	1:33.46 32.77	2:05.53	4.90 C
20	2	2	GUSEV Alexander	SYS	2001	0.72	28.29	1:00.91 32.62	1:33.64 32.73	2:06.23	5.60 C
21	2	5	DAVIS Wyatt	CSC-IN	2001	0.70	28.22	1:00.21 31.99	1:32.99 32.78	2:06.36	5.73 C
22	6	1	SOSNOVIK Danylo	PCSC	1999	0.81	27.98	59.85 31.87	1:32.98 33.13	2:06.41	5.78 C
23	3	7	ZUCHOWSKI Josh	FASTFG	◆ 2004	0.72	28.28	1:00.13 31.85	1:33.01 32.88	2:06.48	5.85 C

Official Timekeeping by Omega





2020 Tyr Pro Swim Series

Knoxville, TN

January 16 - 19, 2020

Event 12

18 JAN 2020 - 09:46

Men's 200m Butterfly

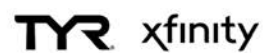
Heats

Results Summary

Event Number 12

Rank	Heat	Lane	Name	Club Code	Year of Birth	R.T.	50m	100m	150m	Time	Time Behind
24	4	1	HORNE Thomas	TNAQ	2001	0.75	27.97	59.71 31.74	1:32.68 32.97	2:06.77 34.09	6.14 C
25	4	8	BECKER Dylan	SAND	◆ 2002	0.65	28.68	1:00.55 31.87	1:33.80 33.25	2:06.87 33.07	6.24 D
26	1	6	SANDERS Ethan	TENN	1999	0.72	27.80	59.80 32.00	1:33.33 33.53	2:07.29 33.96	6.66 D
27	3	3	BREHM Alex	LAK	◆ 2002	0.71	28.40	1:00.53 32.13	1:33.83 33.30	2:07.34 33.51	6.71 D
28	1	5	LUCAS Cooper	LAC	◆ 2005	0.69	28.66	1:00.81 32.15	1:34.21 33.40	2:07.38 33.17	6.75 D
29	4	6	GIRAUDEAU Joel	TENN	2000	0.62	27.13	58.08 30.95	1:31.28 33.20	2:07.60 36.32	6.97 D
30	5	1	AL-YAMANI Mokhtar	CW	1997	0.63	27.70	1:00.20 32.50	1:33.77 33.57	2:07.89 34.12	7.26 D
31	2	4	BROWN Tais	ACAC	◆ 2003	0.64	28.45	1:00.71 32.26	1:33.89 33.18	2:08.33 34.44	7.70 D
32	3	6	ESPERNBERGER Martin	UN-FL	◆ 2003	0.77	28.71	1:01.32 32.61	1:34.80 33.48	2:08.57 33.77	7.94 D
33	5	7	NEFF Alexander	TIDE	2001	0.71	28.14	1:00.07 31.93	1:33.95 33.88	2:08.87 34.92	8.24 R
34	2	1	ROSELY Zane	CW	◆ 2002	0.62	28.39	1:00.67 32.28	1:34.23 33.56	2:08.98 34.75	8.35 R
35	7	5	GEHRIG John	MAC-NC	◆ 2002	0.71	28.32	1:00.69 32.37	1:34.51 33.82	2:09.03 34.52	8.40
36	6	8	POELKE Boyd	MAC-NC	2001	0.75	28.38	1:00.99 32.61	1:34.84 33.85	2:09.08 34.24	8.45
37	3	1	NELSON Baylor	MAC-NC	◆ 2003	0.70	29.21	1:02.41 33.20	1:35.69 33.28	2:09.18 33.49	8.55
38	2	3	HUSSEY Patrick	PCSC	2001	0.87	28.48	1:01.70 33.22	1:35.27 33.57	2:09.32 34.05	8.69
39	1	2	LIERZ Harrison	EA	◆ 2002	0.70	28.17	59.91 31.74	1:32.92 33.01	2:09.45 36.53	8.82
40	7	2	BELKHELLADI Malachy	PCSC	◆ 2003	0.69	27.73	1:00.10 32.37	1:33.20 33.10	2:09.51 36.31	8.88
41	5	8	VANHERK Brendan	ROD	1999	0.68	28.59	1:01.15 32.56	1:34.87 33.72	2:09.58 34.71	8.95
42	3	2	HUSKEY Aj	CSC-MV	◆ 2002	0.65	28.46	1:00.82 32.36	1:34.87 34.05	2:09.70 34.83	9.07
43	1	4	LORSON Oakley	CSC-MV	◆ 2002	0.62	28.62	1:01.43 32.81	1:35.10 33.67	2:09.88 34.78	9.25
44	4	7	SIEBERT Tavis	FORK	◆ 2002	0.69	28.04	1:00.37 32.33	1:34.39 34.02	2:10.00 35.61	9.37
45	2	8	TOWNSEND Patrick	TENN	2000	0.72	28.76	1:01.29 32.53	1:36.02 34.73	2:10.11 34.09	9.48
46	7	6	VANDEUSEN Jack	BSS	2001	0.72	28.62	1:00.94 32.32	1:35.25 34.31	2:10.17 34.92	9.54
47	7	4	BILBREY James	UN-MR	1999	0.62	28.26	1:01.45 33.19	1:35.63 34.18	2:10.26 34.63	9.63
48	8	3	PLUTT John	PCST	◆ 2002	0.64	28.12	1:01.07 32.95	1:36.04 34.97	2:10.85 34.81	10.22
49	1	3	HILLERY Ryan	TIDE	◆ 2003	0.65	28.83	1:02.12 33.29	1:36.60 34.48	2:12.13 35.53	11.50
50	2	7	KANG Conner	LAK	2001	0.67	28.28	1:00.81 32.53	1:35.58 34.77	2:12.30 36.72	11.67

Official Timekeeping by Omega





2020 Tyr Pro Swim Series

Knoxville, TN

January 16 - 19, 2020

Event 12 18 JAN 2020 - 09:46

Men's 200m Butterfly

Heats

Results Summary

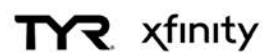
Event Number 12

Rank	Heat	Lane	Name	Club Code	Year of Birth	R.T.	50m	100m	150m	Time	Time Behind
51	8	4	LLOYD Owen	NCAC	2001	0.78	29.39	1:03.89 34.50	1:38.78 34.89	2:12.32 33.54	11.69
52	8	5	FOEHNER Hunter	TOPS	◆ 2003	0.63	28.10	1:01.61 33.51	1:37.71 36.10	2:13.37 35.66	12.74
53	7	7	ZUCKER Logan	MAC-NC	◆ 2003	0.67	28.91	1:02.74 33.83	1:38.15 35.41	2:14.23 36.08	13.60
54	7	3	LAMOUREUX Gavin	TIDE	◆ 2002	0.74	28.40	1:01.28 32.88	1:36.75 35.47	2:14.46 37.71	13.83
55	1	8	ADEJUMO Philip	NAC	1996	0.66	28.26	1:01.06 32.80	1:35.70 34.64	2:14.53 38.83	13.90
	1	7	BORISOV Alex	BAY	2001					DNS	
	1	1	PISHKO Jacob	BSS	◆ 2003					DSQ	

Legend:

A	Qualified for final A	AR	Americas Record	B	Qualified for final B
C	Qualified for final C	CR	Championship Record	D	Qualified for final D
DNS	Did Not Start	DSQ	Disqualified	R	Reserve
R.T.	Reaction Time	US	US Open Record	WJ	World Junior Record
WR	World Record	◆	Junior swimmer		

Official Timekeeping by Omega





2020 Tyr Pro Swim Series

Knoxville, TN

January 16 - 19, 2020

Event 13

18 JAN 2020 - 10:02

Women's 50m Freestyle

Heats

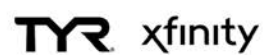
Results Summary

Event Number 13

	Record	Name	Club Code	Location	Date
WR	23.67	SJOESTROEM Sarah	SWE	Budapest (HUN)	29 JUL 2017
US	24.08	BLUME Pernille	USA	Indianapolis, IN (USA)	1 JUN 2019
CR	24.17	SJOSTROM Sarah	SWE	Austin (USA)	1 JAN 2016
AR	23.97	MANUEL Simone	USA	Budapest (HUN)	30 JUL 2017
WJ	24.21	IKEE Rikako	JPN	Tokyo (JPN)	3 APR 2018

Rank	Heat	Lane	Name	Club Code	Year of Birth	R.T.	Time	Time Behind
1	6	4	MANUEL Simone	ALTO	1996	0.71	24.85	A
2	5	4	BROWN Erika	TENN	1998	0.64	24.92	0.07 A
3	6	5	GEER Margo	MVN	1992	0.67	25.03	0.18 A
4	6	6	WATTEL Marie	LU	1997	0.70	25.28	0.43 A
5	6	3	JENSEN Julie	DEN	2000	0.69	25.35	0.50 A
6	5	5	COMERFORD Mallory	CARD	1997	0.64	25.48	0.63 A
7	4	4	WALSH Gretchen	NAC	♦ 2003	0.81	25.55	0.70 A
8	4	3	HINDS Natalie	ABSC	1993	0.68	25.62	0.77 A
9	5	3	DAHLIA Kelsi	CARD	1994	0.64	25.70	0.85 B
10	6	7	BRO Signe	DEN	1999	0.70	25.73	0.88 B
11	6	8	SPADONI Marina	PRVT	1993	0.64	25.78	0.93 B
12	2	3	WALSH Alex	NAC	2001	0.76	25.81	0.96 B
=13	4	2	MACK Linnea	OAQ	1995	0.76	25.82	0.97 B
=13	6	1	GANTRIIS Emily	DEN	1999	0.66	25.82	0.97 B
=15	3	2	RUMLEY Jasmine	DSMY	2001	0.59	25.87	1.02 B
=15	4	7	GRINTER Bailey	TENN	1999	0.73	25.87	1.02 B
17	4	1	HINDLEY Isabella	TNAQ	1996	0.69	25.91	1.06 C
18	3	5	THOMPSON Cherielle	EAI	1992	0.73	25.92	1.07 C
=19	2	6	SCHMITT Allison	SUN	1990	0.70	25.96	1.11 C
=19	6	2	KENDALL Amanda	MVN	1991	0.69	25.96	1.11 C
21	4	6	KONOPKA Katrina	NCAC	1997	0.75	26.02	1.17 C
22	4	5	OSMAN Farida	UN-VA	1995	0.76	26.06	1.21 C
23	7	6	BANIC Madeline	TNAQ	1997	0.63	26.11	1.26 C
24	5	2	HENDERSON Hanna	CAN	2002	0.71	26.16	1.31 C
25	1	6	HETRICK Paige	BRAD	2002	0.67	26.25	1.40 D
26	5	8	STONE McKenna	FOX	♦ 2003	0.64	26.33	1.48 D
27	4	8	CRANE Emily	LU	1998	0.68	26.34	1.49 D
28	3	6	NOVELLINE Carly	WILD	♦ 2004	0.66	26.37	1.52 D
29	7	3	vander LEEK Teagan	EKSC	♦ 2004	0.65	26.38	1.53 D
30	2	4	CHENG Camille	PRVT	1993	0.72	26.40	1.55 D
31	1	4	YU Audrey	SAND	♦ 2004	0.65	26.41	1.56 D
32	3	1	ROTHROCK Trude	TENN	1999	0.64	26.42	1.57 D
33	5	1	PONSON Allyson	AZFL	1995	0.67	26.43	1.58 R
34	9	4	GAINES Riley	KYA	2000	0.70	26.48	1.63 R
35	7	4	MYERS Amber	SMST	♦ 2003	0.70	26.56	1.71
36	7	2	WENG Vivian	GS	2002	0.71	26.57	1.72
37	10	4	KAPELLER Abigail	UN-MN	♦ 2003	0.71	26.59	1.74
38	5	6	COOPER Grace	DLTA	2002	0.70	26.61	1.76
39	3	7	SATIANCHOKWISAN Fresh	BSS	♦ 2004	0.71	26.67	1.82
=40	3	4	WEIR Amanda	SA	1986	0.76	26.73	1.88
=40	10	1	BURROUGHS Julia	TNAQ	♦ 2004	0.75	26.73	1.88
=42	2	7	UNGARETTI Natalie	TENN	2001	0.64	26.78	1.93

Official Timekeeping by Omega





2020 Tyr Pro Swim Series

Knoxville, TN

January 16 - 19, 2020

Event 13

18 JAN 2020 - 10:02

Women's 50m Freestyle

Heats

Results Summary

Event Number 13

Rank	Heat	Lane	Name	Club Code	Year of Birth	R.T.	Time	Time Behind
=42	8	5	LEUBNER Molly	DLTA	♦ 2004	0.69	26.78	1.93
44	7	5	DALEY Elan	ESWI	♦ 2005	0.76	26.81	1.96
45	3	8	MOSELEY Stanzi	TENN	1998	0.67	26.82	1.97
=46	1	1	SHAW Anna	TOPS	2002	0.75	26.83	1.98
=46	8	6	AVILA Julimar	UN-NE	1997	0.65	26.83	1.98
48	1	3	SOWARDS Elizabeth	MAC-NC	♦ 2003	0.61	26.85	2.00
=49	1	2	JOHNSON Gigi	SA	♦ 2004	0.71	26.86	2.01
=49	9	7	SAMANSKY Abby	TENN	2001	0.75	26.86	2.01
51	7	1	LIANG Christey	EKSC	♦ 2004	0.65	26.88	2.03
52	10	3	KUCHKAROVA Yulduz	CLOV	1994	0.82	26.89	2.04
53	7	7	WOODY Julie	SST	1993	0.67	26.91	2.06
54	2	5	DOO Pyper	NSAC	2002	0.69	26.94	2.09
55	2	1	TEIJONSALO Fanny	SUN	1996	0.70	26.99	2.14
=56	3	3	STRICKLIN Sydney	CW	♦ 2003	0.69	27.01	2.16
=56	9	1	HERRMANN Danielle	CLOV	1987	0.67	27.01	2.16
=58	8	2	MOSES Casaundra	SPA-AR	♦ 2003	0.69	27.07	2.22
=58	9	5	KERANEN Mia	CW	2002	0.72	27.07	2.22
60	5	7	OLEKSIK Penny	CAN	2000	0.69	27.08	2.23
61	10	6	RUAN Tiffanie	FOX	2002	0.59	27.12	2.27
=62	1	5	CRUSH Annabel	LAK	2002	0.78	27.14	2.29
=62	2	2	STADDEN Isabelle	AQJT	2002	0.65	27.14	2.29
64	12	6	CARDWELL Summer	TBAC	♦ 2004	0.78	27.17	2.32
=65	1	7	KETSLAKH Abbey	CW	♦ 2003	0.69	27.18	2.33
=65	10	2	COTHERN Bella	PKWY	2001	0.70	27.18	2.33
67	11	8	WILSON Kayla	TIDE	♦ 2004	0.69	27.27	2.42
68	11	4	PARDUS Elysse	SCSCSC	2001	0.67	27.31	2.46
69	10	8	JOHNSON Carrie	TENN	1997	0.70	27.33	2.48
=70	8	3	SMITH Jenna	TOPS	♦ 2003	0.73	27.34	2.49
=70	9	3	CIEZCZAK Megan	FOX	♦ 2003	0.65	27.34	2.49
72	12	5	SAND Adair	UN-FL	2001	0.67	27.35	2.50
73	11	5	WALDREP Ellie	BAY	2002	0.70	27.36	2.51
74	7	8	McENROE Kirsti	YSSC	♦ 2004	0.75	27.37	2.52
75	13	2	STEGE Rachel	FOX	♦ 2003	0.75	27.38	2.53
=76	8	7	STEPHENS Julianna	SA	2001	0.68	27.44	2.59
=76	11	6	HUANG Angela	UN-MR	2001	0.64	27.44	2.59
78	12	2	WATSON-BROWN Logan	BAY	♦ 2003	0.71	27.46	2.61
79	1	8	ALLEN Mara	SMST	2002	0.69	27.49	2.64
80	2	8	SICHTERMAN Megan	TENN	1999	0.74	27.51	2.66
81	10	7	FIGUEROA Marcella	SCAR	♦ 2004	0.72	27.54	2.69
82	8	1	PARKINSON Maxine	DLTA	2002	0.68	27.56	2.71
83	9	6	D'EMANUELE Peyton	AQJT	2002	0.70	27.59	2.74
84	11	3	BERG Madison	UN-MR	1998	0.71	27.63	2.78
85	12	3	SAUICKIE Addie	SYS	♦ 2006	0.78	27.64	2.79
86	10	5	DAVIS Jessica	DLTA	2001	0.71	27.68	2.83
87	13	6	PEOPLES Olivia	BSS	♦ 2003	0.60	27.69	2.84
88	9	2	JORGENSON Jojo	AQJT	2001	0.75	27.74	2.89
89	11	7	KARL Abby	EKC	♦ 2003	0.68	27.79	2.94
90	8	8	CALDOW Elle	TIDE	2002	0.83	27.82	2.97
91	12	1	HUGHES Melina	RIPT	2002	0.67	27.83	2.98
92	13	5	SILVER Sydney	TOPS	2002	0.81	27.85	3.00

Official Timekeeping by Omega





2020 Tyr Pro Swim Series

Knoxville, TN

January 16 - 19, 2020

Event 13

18 JAN 2020 - 10:02

Women's 50m Freestyle

Heats

Results Summary

Event Number 13

Rank	Heat	Lane	Name	Club Code	Year of Birth	R.T.	Time	Time Behind
93	12	7	MARTIN Allison	FISH	♦ 2003	0.77	27.96	3.11
94	11	1	WILLIAMS Taylor	AQJT	♦ 2003	0.72	28.01	3.16
95	13	4	MANGAOANG Desirae	MAC-NC	2002	0.64	28.07	3.22
96	12	8	BARR Savannah	SYS	2002	0.76	28.08	3.23
97	12	4	LENIHAN Emily	LAK	2002	0.71	28.09	3.24
98	13	3	GORDON Jewel	BAY	2001	0.63	28.45	3.60
99	11	2	BURT Maddy	SWIM	2002	0.76	28.71	3.86
100	13	1	CRAIG Winter	RIPT	2001	0.69	28.76	3.91
	8	4	RUELE Naomi	AGUA	1997		DNS	
	9	8	WONGSO Priscilla	LAC	2001		DNS	
	13	7	MANION Mara	CSC-MV	♦ 2003		DNS	

Legend:

A	Qualified for final A	AR	Americas Record	B	Qualified for final B
C	Qualified for final C	CR	Championship Record	D	Qualified for final D
DNS	Did Not Start	R	Reserve	R.T.	Reaction Time
US	US Open Record	WJ	World Junior Record	WR	World Record
♦	Junior swimmer				

Official Timekeeping by Omega



MARRIOTT
BONVOY



Neptune-Benson
EVOQUA

OMEGA



TYR xfinity



2020 Tyr Pro Swim Series

Knoxville, TN

January 16 - 19, 2020

Event 14

18 JAN 2020 - 10:08

Men's 50m Freestyle

Heats

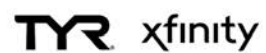
Results Summary

Event Number 14

	Record	Name	Club Code	Location	Date
WR	20.91	CIELO FILHO Cesar	BRA	Sao Paulo (BRA)	18 DEC 2009
US	21.14	CIELO Cesar	BRA	Indianapolis, IN (USA)	9 JUL 2009
CR	21.56	ADRIAN Nathan	USA	Minneapolis (USA)	1 JAN 2015
AR	21.04	DRESSEL Caeleb	USA	Budapest (HUN)	27 JUL 2017
WJ	21.24	KOLESNIKOV Kliment	RUS	Copenhagen (DEN)	31 DEC 2017

Rank	Heat	Lane	Name	Club Code	Year of Birth	R.T.	Time	Time Behind
1	5	3	KORSTANJE Nyls	NCS	1999	0.62	22.15	A
2	6	5	CURTISS David	HACY	♦ 2002	0.61	22.61	0.46 A
3	5	5	KHALAFALLA Ali	MVN	1996	0.59	22.72	0.57 A
4	4	4	HELD Ryan	NYAC	1995	0.66	22.75	0.60 A
5	4	5	KISIL Yuri	CAN	1995	0.68	22.78	0.63 A
6	5	4	APPLE Zach	MVN	1997	0.65	22.80	0.65 A
7	6	2	MOLACEK Jacob	WOLF	1995	0.61	22.83	0.68 A
8	6	6	CHANEY Adam	RAYS	♦ 2002	0.66	22.93	0.78 A
9	5	2	LEGARD Yusuke	PRVT	1996	0.64	22.98	0.83 B
10	4	6	HO Ian	UN-VA	1997	0.58	23.00	0.85 B
11	4	1	SCHREUDERS Mikel	UN-MV	1998	0.70	23.11	0.96 B
12	4	7	WETZLAR Peter	KYA	1997	0.63	23.16	1.01 B
=13	4	3	COETZEE Ryan	TNAQ	1995	0.62	23.17	1.02 B
=13	5	7	CONNOLLY Alec	TENN	1998	0.64	23.17	1.02 B
15	3	2	RYSGAARD Mathias	DEN	1998	0.66	23.26	1.11 B
=16	3	5	BAILEY Seth	TENN	2000	0.60	23.44	1.29 ?
=16	6	7	BOUGIE Spencer	PCSC	1994	0.66	23.44	1.29 ?
18	1	3	AYAR Kaan	DM	1995	0.59	23.46	1.31 C
19	3	3	BRIGGS Nolan	TENN	2000	0.65	23.47	1.32 C
20	8	8	FLEAGLE Justin	UN-OH	2001	0.61	23.49	1.34 C
21	5	8	FLEAGLE Josh	UN-OH	1993	0.66	23.52	1.37 C
22	4	2	LIENDO Joshua	CAN	♦ 2002	0.66	23.54	1.39 C
23	3	6	MAIN Bayley	GSC-FL	1997	0.67	23.60	1.45 C
24	5	1	JOSA Matthew	CAL	1995	0.66	23.61	1.46 C
25	6	8	LEBUKE James	CAN	♦ 2002	0.64	23.66	1.51 D
26	8	1	ZOCK Joshua	UN-MR	1999	0.67	23.73	1.58 D
=27	2	4	MORALES Josiah	PAQ	1994	0.64	23.76	1.61 D
=27	3	4	BJERG Tobias	DEN	1998	0.62	23.76	1.61 D
29	2	7	COLE William	LAK	2001	0.64	23.82	1.67 D
30	1	4	PETTY Evan	NAC	♦ 2003	0.72	23.84	1.69 D
31	2	6	CROOKS Jordan	CAY	♦ 2002	0.66	23.86	1.71 D
32	7	5	CAIN Scott	FASTMW	2000	0.74	23.87	1.72 D
33	3	7	ZITO Nick	UN-IL	1994	0.72	23.88	1.73 R
=34	1	5	HOOVER Sam	NCAC	♦ 2003	0.63	23.89	1.74 R?
=34	4	8	CALKINS Stephen	UCSC	1998	0.67	23.89	1.74 R?
=36	2	3	FULLUM-HUOT Edouard	PCSC	♦ 2002	0.70	23.94	1.79
=36	2	5	BARR Luke	SCSCM	♦ 2003	0.63	23.94	1.79
=38	1	6	YANCHULIS Noah	UN-NJ	1996	0.64	23.95	1.80
=38	7	4	CROSS Kayde	PKWY	♦ 2003	0.66	23.95	1.80
40	7	3	PITTENGER Tj	SA	♦ 2003	0.61	23.99	1.84
41	3	1	OLAFSON Carson	CAN	1997	0.68	24.09	1.94
42	2	1	SCANLON Scott	TENN	2000	0.68	24.13	1.98

Official Timekeeping by Omega





2020 Tyr Pro Swim Series

Knoxville, TN

January 16 - 19, 2020

Event 14 18 JAN 2020 - 10:08

Men's 50m Freestyle

Heats

Results Summary

Event Number 14

Rank	Heat	Lane	Name	Club Code	Year of Birth	R.T.	Time	Time Behind
43	7	6	ABAQUETA Cam	MAC-NC	♦ 2003	0.70	24.16	2.01
44	6	1	IONICHEV Gleb	TENN	1995	0.66	24.18	2.03
45	7	2	CHAVEZ William	TOPS	2001	0.63	24.20	2.05
46	2	2	NICKELSEN Rasmus	DEN	♦ 2003	0.65	24.21	2.06
47	1	7	VERHAGE Braga	TENN	1997	0.57	24.25	2.10
48	9	4	WALSH Josh	TENN	1999	0.64	24.29	2.14
49	7	7	PAULUS Peter	DM	2000	0.65	24.30	2.15
=50	1	8	SMITH Giles	SUN	1991	0.56	24.31	2.16
=50	3	8	AIMABLE Steven	AZFL	1999	0.63	24.31	2.16
52	7	1	McCORMICK Evan	SMST	2001	0.62	24.35	2.20
53	2	8	RAAB Tim	TENN	1997	0.60	24.39	2.24
54	1	1	AL-YAMANI Mokhtar	CW	1997	0.60	24.44	2.29
55	9	6	WEBBER Billy	UN-MR	1999	0.60	24.45	2.30
56	9	7	HARPER Hogan	UN-MR	1997	0.65	24.48	2.33
57	8	3	STANISLAW Evan	YSSC	2001	0.66	24.51	2.36
58	10	5	PALASCHUK Brian	ROD	1998	0.63	24.53	2.38
59	7	8	POELKE Boyd	MAC-NC	2001	0.69	24.59	2.44
60	10	3	COTE Lukas	SPA-FL	2001	0.65	24.65	2.50
61	9	3	McGEE Eien	TENN	2000	0.61	24.76	2.61
62	9	2	POWELL Jacob	UN-MR	2001	0.67	24.79	2.64
=63	1	2	DAVIS Jackson	MAC-NC	♦ 2002	0.61	24.81	2.66
=63	9	5	HEIN Nate	UN-MR	1998	0.70	24.81	2.66
65	8	2	CULETU Justin	UN-PC	♦ 2002	0.69	24.90	2.75
66	9	8	BRICE Luke	TENN	2000	0.63	24.92	2.77
67	8	5	MILLS Lucas	TENN	1999	0.64	24.95	2.80
68	8	4	COVINGTON Rian	BSS	♦ 2003	0.58	25.04	2.89
=69	5	6	CONGER Jack	CAV	1994	0.68	25.05	2.90
=69	9	1	STOLARSKI Sean Paul	UN-MR	1999	0.63	25.05	2.90
71	10	4	HOFF Oskar	TENN	1998	0.66	25.13	2.98
72	10	2	LAMOUREUX Gavin	TIDE	♦ 2002	0.71	25.18	3.03
73	10	1	MILANOVICH Alexander	ESWI	♦ 2002	0.71	25.26	3.11
74	10	7	PLUTT John	PCST	♦ 2002	0.57	25.32	3.17
75	10	6	KIRK Jackson	BSS	2001	0.71	25.40	3.25
		6	FARRIS Dean	HARV	1997		DNS	
		6	TANDY Bradley	SUN	1991		DNS	
		8	PATE John	UN-PV	1999		DNS	
		10	HORNE Thomas	TNAQ	2001		DNS	
		8	BROUGH Mitchell	ROD	2001		DSQ	

Legend:					
?	Involved in swim-off	A	Qualified for final A	AR	Americas Record
B	Qualified for final B	C	Qualified for final C	CR	Championship Record
D	Qualified for final D	DNS	Did Not Start	DSQ	Disqualified
R	Reserve	R.T.	Reaction Time	R?	Involved in swim-off (reserve)
US	US Open Record	WJ	World Junior Record	WR	World Record
♦	Junior swimmer				

Official Timekeeping by Omega





2020 Tyr Pro Swim Series

Knoxville, TN

January 16 - 19, 2020

Event 15

18 JAN 2020 - 10:14

Women's 100m Backstroke

Heats

Results Summary

Event Number 15

	Record	Split	Name	Club Code	Location	Date
WR	57.57	27.74	SMITH Regan	USA	Gwangju (KOR)	28 JUL 2019
US	58.00	27.90	BAKER Kathleen	USA	Irvine, CA (USA)	28 JUL 2018
CR	58.73	28.53	SMOLIGA Olivia	USA	Richmond, VA (USA)	12 APR 2019
AR	57.57	27.74	SMITH Regan	USA	Gwangju (KOR)	28 JUL 2019
WJ	57.57	27.74	SMITH Regan	USA	Gwangju (KOR)	28 JUL 2019

Rank	Heat	Lane	Name	Club Code	Year of Birth	R.T.	50m	Time	Time Behind
1	6	4	SMITH Regan	RIPT	2002	0.59	28.81	59.00 30.19	A
2	4	5	BRATTON Lisa	AGS	1996	0.58	29.60	1:00.22 30.62	1.22 A
3	4	4	BACON Phoebe	NCAP	2002	0.58	29.43	1:00.25 30.82	1.25 A
4	6	5	HANNAH Jade	CAN	2002	0.58	29.42	1:00.41 30.99	1.41 A
5	5	5	STADDEN Isabelle	AQJT	2002	0.59	29.97	1:00.45 30.48	1.45 A
6	5	3	WALSH Alex	NAC	2001	0.72	30.15	1:01.07 30.92	2.07 A
7	6	3	SANCHEZ Kayla	CAN	2001	0.58	29.70	1:01.09 31.39	2.09 A
8	5	4	RUCK Taylor	CAN	2000	0.65	29.83	1:01.54 31.71	2.54 A
9	5	2	SEIDT Asia	KYA	1997	0.62	30.34	1:01.64 31.30	2.64 B
10	4	6	GOSS Kennedy	GGST	1996	0.62	30.51	1:01.97 31.46	2.97 B
11	6	1	SORENSEN Sophie	KYA	2000	0.66	30.23	1:02.05 31.82	3.05 B
12	3	4	NAZIEBLO Klaudia	UN-VA	1993	0.66	30.38	1:02.09 31.71	3.09 B
13	4	3	WALSH Gretchen	NAC	♦ 2003	0.73	30.04	1:02.20 32.16	3.20 B
14	6	2	BROOKS Caitlin	UN-KY	2000	0.55	30.04	1:02.31 32.27	3.31 B
15	4	1	HARTY Kaitlin	TENN	1997	0.61	30.83	1:02.38 31.55	3.38 B
16	5	6	HANUS Danielle	CAN	1998	0.58	30.45	1:02.42 31.97	3.42 B
17	3	1	OEZTUERK Sonnele	AU	1998	0.72	30.46	1:02.53 32.07	3.53 C
18	4	8	CHUNG Casey	CW	2001	0.59	30.66	1:02.73 32.07	3.73 C
19	6	7	MANUEL Simone	ALTO	1996	0.69	31.17	1:02.78 31.61	3.78 C
20	5	8	HETRICK Paige	BRAD	2002	0.60	30.76	1:02.82 32.06	3.82 C
21	5	1	GALYER Ali	KYA	1998	0.66	30.89	1:02.92 32.03	3.92 C
22	2	3	EDWARDS Hana	CAN	♦ 2003	0.60	30.68	1:03.02 32.34	4.02 C
23	3	3	WALDREP Ellie	BAY	2002	0.69	31.21	1:03.04 31.83	4.04 C

Official Timekeeping by Omega





2020 Tyr Pro Swim Series

Knoxville, TN

January 16 - 19, 2020

Event 15

18 JAN 2020 - 10:14

Women's 100m Backstroke

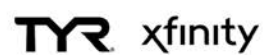
Heats

Results Summary

Event Number 15

Rank	Heat	Lane	Name	Club Code	Year of Birth	R.T.	50m	Time	Time Behind	
24	2	6	SHIELDS Kendall	TENN	2000	0.64	30.86	1:03.16 32.30	4.16	C
25	1	5	MURPHY Rosie	SMST	◆ 2004	0.59	30.94	1:03.41 32.47	4.41	D
26	6	8	KAPELLER Abigail	UN-MN	◆ 2003	0.56	30.94	1:03.48 32.54	4.48	D
27	2	2	HINDLEY Isabella	TNAQ	1996	0.50	30.83	1:03.49 32.66	4.49	D
=28	2	1	KUCHKAROVA Yulduz	CLOV	1994	0.65	30.37	1:03.56 33.19	4.56	D
=28	5	7	HENDERSON Hanna	CAN	2002	0.63	30.82	1:03.56 32.74	4.56	D
30	4	7	GRINTER Bailey	TENN	1999	0.70	30.93	1:03.57 32.64	4.57	D
31	8	8	KLYAROVSKAYA Anastasia	O2	1994	0.70	30.62	1:03.68 33.06	4.68	D
32	7	5	KERN Emma	AQJT	◆ 2005	0.60	30.41	1:03.70 33.29	4.70	D
33	2	8	TEIJONSALO Fanny	SUN	1996	0.56	31.02	1:03.74 32.72	4.74	R
34	1	6	MYERS Amber	SMST	◆ 2003	0.65	31.02	1:03.84 32.82	4.84	R
35	1	4	NOVELLINE Carly	WILD	◆ 2004	0.61	30.82	1:03.92 33.10	4.92	
36	3	5	MARQUEZ Celina	AZFL	1999	0.61	31.42	1:03.93 32.51	4.93	
37	1	2	LANE Nicola	RAYS	2002	0.59	30.91	1:04.37 33.46	5.37	
=38	2	4	SILVER Sydney	TOPS	2002	0.67	30.79	1:04.40 33.61	5.40	
=38	4	2	CRUSH Annabel	LAK	2002	0.64	31.44	1:04.40 32.96	5.40	
40	2	5	LENIHAN Emily	LAK	2002	0.64	31.30	1:04.52 33.22	5.52	
41	9	8	THATCHER Zoe	SST	1996	0.70	31.23	1:04.55 33.32	5.55	
42	7	8	STRICKLIN Sydney	CW	◆ 2003	0.55	31.31	1:04.64 33.33	5.64	
43	7	6	BATH Angelica	CHEN	2002	0.68	31.76	1:04.89 33.13	5.89	
44	1	7	MOSES Casaundra	SPA-AR	◆ 2003	0.61	31.22	1:04.93 33.71	5.93	
45	2	7	CALDOW Elle	TIDE	2002	0.65	31.24	1:05.12 33.88	6.12	
46	8	5	HANLON Lydia	ATAC	◆ 2004	0.59	31.97	1:05.16 33.19	6.16	
47	7	3	LANNING Mackenzie	LAK	◆ 2004	0.65	31.96	1:05.37 33.41	6.37	
48	1	1	SOWARDS Elizabeth	MAC-NC	◆ 2003	0.58	31.99	1:05.87 33.88	6.87	
49	10	6	STOUT Alina	MAC-NC	2001	0.56	31.81	1:05.99 34.18	6.99	
50	8	6	YANDLE Ava	MAC-NC	◆ 2003	0.63	32.21	1:06.05 33.84	7.05	

Official Timekeeping by Omega





2020 Tyr Pro Swim Series

Knoxville, TN

January 16 - 19, 2020

Event 15

18 JAN 2020 - 10:14

Women's 100m Backstroke

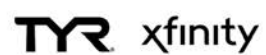
Heats

Results Summary

Event Number 15

Rank	Heat	Lane	Name	Club Code	Year of Birth	R.T.	50m	Time	Time Behind
51	3	7	KARL Abby	EKC	◆ 2003	0.62	31.80	1:06.12 34.32	7.12
52	9	3	SHAW Abigail	EA	2001	0.57	32.04	1:06.15 34.11	7.15
53	10	1	MENKHAUS Madeline	MAC-NC	◆ 2003	0.62	32.03	1:06.18 34.15	7.18
54	7	7	SANCHEZ Allie	TOPS	◆ 2004	0.56	31.63	1:06.23 34.60	7.23
55	9	2	PHELPS Katie	AQJT	2002	0.62	32.26	1:06.26 34.00	7.26
56	8	7	SICHTERMAN Megan	TENN	1999	0.65	31.92	1:06.36 34.44	7.36
57	11	5	SMITH Jenna	TOPS	◆ 2003	0.69	32.56	1:06.51 33.95	7.51
58	10	2	PARDUS Elyse	SCSCSC	2001	0.55	32.64	1:06.53 33.89	7.53
59	7	2	WRIGHT Lauren	ESWI	2002	0.61	32.19	1:06.64 34.45	7.64
60	9	6	QUASS Berit	DSMY	2002	0.68	32.57	1:06.70 34.13	7.70
61	7	1	SAND Adair	UN-FL	2001	0.64	32.74	1:06.71 33.97	7.71
62	10	5	DAYTON CESAREO Isabella	CHEN	2002	0.67	32.95	1:06.73 33.78	7.73
63	10	3	MUMFORD Susan	MAC-NC	2002	0.61	32.37	1:06.92 34.55	7.92
64	1	8	DOO Pyper	NSAC	2002	0.55	32.91	1:06.93 34.02	7.93
65	8	4	RICHARDSON Audrey	WILD	2002	0.63	32.46	1:07.03 34.57	8.03
66	7	4	BARTON Sarah	MAC-NC	2002	0.64	32.37	1:07.04 34.67	8.04
67	9	5	HURT Lauren	NAC	2001	0.59	32.27	1:07.05 34.78	8.05
68	10	4	COOPER Grace	DLTA	2002	0.58	32.26	1:07.18 34.92	8.18
69	8	1	MANION Mara	CSC-MV	◆ 2003	0.61	32.48	1:07.29 34.81	8.29
70	9	7	GABLE Isabella	TENN	2000	0.70	32.97	1:07.73 34.76	8.73
71	9	1	RUSSELL Claire	MAC-NC	2002	0.65	31.73	1:07.95 36.22	8.95
72	11	3	NELSON Emme	MAC-NC	2001	0.72	32.51	1:08.08 35.57	9.08
73	11	1	LEUBNER Molly	DLTA	◆ 2004	0.66	33.50	1:08.51 35.01	9.51
74	11	6	HUANG Angela	UN-MR	2001	0.61	33.15	1:08.65 35.50	9.65
75	11	2	HENSLER Rhianna	CW	2001	0.57	32.58	1:09.18 36.60	10.18
76	10	8	RUAN Tiffanie	FOX	2002	0.57	32.99	1:09.24 36.25	10.24
77	11	7	HUGHES Melina	RIPT	2002	0.57	33.62	1:09.80 36.18	10.80

Official Timekeeping by Omega





2020 Tyr Pro Swim Series

Knoxville, TN

January 16 - 19, 2020

Event 15

18 JAN 2020 - 10:14

Women's 100m Backstroke

Heats

Results Summary

Event Number 15

Rank	Heat	Lane	Name	Club Code	Year of Birth	R.T.	50m	Time	Time Behind
78	9	4	GRAHAM Madison	TENN	1997	0.70	33.45	1:10.16 36.71	11.16
	1	3	KONOPKA Katrina	NCAC	1997			DNS	
	3	2	MACK Linnea	OAQ	1995			DNS	
	3	6	HINDS Natalie	ABSC	1993			DNS	
	3	8	RUELE Naomi	AGUA	1997			DNS	
	6	6	FLICKINGER Hali	SUN	1994			DNS	
	8	2	BRO Signe	DEN	1999			DNS	
	8	3	STORM Abby	UN-CO	◆ 2004			DNS	
	10	7	McENROE Kirsti	YSSC	◆ 2004			DNS	
	11	4	YU Audrey	SAND	◆ 2004			DNS	
	11	8	MATTES Michaela	SYS	◆ 2005			DNS	

Legend:

A	Qualified for final A	AR	Americas Record	B	Qualified for final B
C	Qualified for final C	CR	Championship Record	D	Qualified for final D
DNS	Did Not Start	R	Reserve	R.T.	Reaction Time
US	US Open Record	WJ	World Junior Record	WR	World Record
◆	Junior swimmer				

Official Timekeeping by Omega



MARRIOTT
BONVOY



Neptune-Benson
EVOQUA

OMEGA



TYR xfinity



2020 Tyr Pro Swim Series

Knoxville, TN

January 16 - 19, 2020

Event 16

18 JAN 2020 - 10:24

Men's 100m Backstroke

Heats

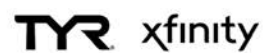
Results Summary

Event Number 16

	Record	Split	Name	Club Code	Location	Date
WR	51.85	25.13	MURPHY Ryan	USA	Rio de Janeiro (BRA)	13 AUG 2016
US	51.94	25.35	PEIRSOL Aaron	USA	Indianapolis, IN (USA)	8 JUL 2009
CR	52.40		PLUMMER David	USA	Indianapolis (USA)	1 JAN 2016
AR	51.85	25.13	MURPHY Ryan	USA	Rio (BRA)	13 AUG 2016
WJ	52.51		KOLESNIKOV Kliment	RUS	Glasgow (GBR)	6 AUG 2018

Rank	Heat	Lane	Name	Club Code	Year of Birth	R.T.	50m	Time	Time Behind
1	6	4	RESS Justin	WOLF	1997	0.63	26.78	54.53 27.75	A
2	5	4	ACEVEDO Javier	AJAX	1998	0.58	27.47	55.79 28.32	1.26 A
3	5	5	REILMAN Joey	TNAQ	1997	0.65	27.17	56.01 28.84	1.48 A
4	4	5	GARCIA Matthew	TENN	1998	0.51	27.28	56.19 28.91	1.66 A
5	2	6	STEWART Sam	UN-MS	1997	0.57	27.77	56.31 28.54	1.78 A
=6	1	2	JOSA Matthew	CAL	1995	0.60	27.30	56.39 29.09	1.86 A
=6	4	4	FARRIS Dean	HARV	1997	0.61	27.72	56.39 28.67	1.86 A
=6	4	6	SONG Andy Xianyang	CAL	1998	0.59	27.14	56.39 29.25	1.86 A
9	5	3	BOHMAN Bryce	PW	1990	0.71	27.37	56.50 29.13	1.97 B
10	4	3	HILL Robert	UCSC	1996	0.58	27.74	56.55 28.81	2.02 B
11	6	5	DAVIS Wyatt	CSC-IN	2001	0.53	27.54	56.63 29.09	2.10 B
12	5	7	MAIN Bayley	GSC-FL	1997	0.58	27.74	56.66 28.92	2.13 B
13	6	6	BAILEY Seth	TENN	2000	0.55	27.90	57.28 29.38	2.75 B
14	3	5	KNOX Finlay	CAN	2001	0.64	27.91	57.35 29.44	2.82 B
15	6	8	FLEAGLE Justin	UN-OH	2001	0.59	27.56	57.50 29.94	2.97 B
16	6	7	LIERZ Harrison	EA	◆ 2002	0.70	27.88	57.55 29.67	3.02 B
17	4	1	COLE William	LAK	2001	0.59	27.92	57.86 29.94	3.33 C
18	3	4	MICELI Mateo	SCSCMW	◆ 2002	0.59	28.03	57.94 29.91	3.41 C
19	4	8	MANION William	MAC-WI	1993	0.55	27.39	57.98 30.59	3.45 C
20	3	1	RYSGAARD Mathias	DEN	1998	0.57	28.23	57.99 29.76	3.46 C
21	1	8	SKAANING Daniel	DEN	1993	0.61	28.42	58.09 29.67	3.56 C
=22	2	3	PETTY Evan	NAC	◆ 2003	0.60	28.17	58.16 29.99	3.63 C
=22	5	1	CONNOLLY Alec	TENN	1998	0.59	28.41	58.16 29.75	3.63 C

Official Timekeeping by Omega





2020 Tyr Pro Swim Series

Knoxville, TN

January 16 - 19, 2020

Event 16

18 JAN 2020 - 10:24

Men's 100m Backstroke

Heats

Results Summary

Event Number 16

Rank	Heat	Lane	Name	Club Code	Year of Birth	R.T.	50m	Time	Time Behind	
=22	6	2	MORALES Yeziel	AZFL	1996	0.54	28.13	58.16 30.03	3.63	C
25	5	2	BINNEMA Josiah	CAN	1997	0.62	28.44	58.32 29.88	3.79	D
=26	3	8	CROSS Kayde	PKWY	◆ 2003	0.70	28.52	58.33 29.81	3.80	D
=26	7	7	STOKES Richie	UCSC	2000	0.61	28.81	58.33 29.52	3.80	D
28	4	2	ZUCHOWSKI Josh	FASTFG	◆ 2004	0.60	28.46	58.36 29.90	3.83	D
29	2	2	SIMONS Nick	LOSC	◆ 2004	0.58	28.75	58.49 29.74	3.96	D
30	6	3	CHANEY Adam	RAYS	◆ 2002	0.60	27.88	58.52 30.64	3.99	D
31	3	2	REDMOND Lawrence	UN-PV	2000	0.59	28.19	58.68 30.49	4.15	D
32	1	3	NELSON Baylor	MAC-NC	◆ 2003	0.55	28.32	58.78 30.46	4.25	D
33	5	6	ZENG Tim	CHEN	1997	0.60	28.66	58.82 30.16	4.29	R
34	3	3	ABAQUETA Cam	MAC-NC	◆ 2003	0.57	27.86	58.91 31.05	4.38	R
35	1	6	GRIFFIN Nathan	TOPS	◆ 2002	0.66	28.78	59.22 30.44	4.69	
36	2	1	SMITH Holden	RPC	◆ 2003	0.58	28.71	59.58 30.87	5.05	
37	5	8	BLEVINS-BOOR Ben	TENN	1999	0.71	28.88	59.62 30.74	5.09	
38	7	6	COTE Lukas	SPA-FL	2001	0.56	29.35	59.81 30.46	5.28	
39	8	4	MILLER Brandon	NCAC	◆ 2003	0.65	29.68	59.92 30.24	5.39	
40	7	1	DEVINE Owen	TENN	1999	0.58	29.23	1:00.05 30.82	5.52	
41	2	8	BARNETT Wes	MAC-NC	◆ 2002	0.60	28.84	1:00.15 31.31	5.62	
42	3	6	LIENDO Joshua	CAN	◆ 2002	0.61	29.64	1:00.18 30.54	5.65	
43	1	5	VERHAGE Braga	TENN	1997	0.53	28.92	1:00.32 31.40	5.79	
44	1	7	CALKINS Stephen	UCSC	1998	0.65	30.35	1:00.35 30.00	5.82	
45	6	1	MURRAY Nathan	TENN	1997	0.63	29.10	1:00.45 31.35	5.92	
46	2	5	WOODBURY Max	HEAT	2000	0.61	29.14	1:00.61 31.47	6.08	
47	7	5	BROUGH Mitchell	ROD	2001	0.63	29.41	1:00.77 31.36	6.24	
=48	3	7	AIMABLE Steven	AZFL	1999	0.65	29.99	1:00.96 30.97	6.43	
=48	8	5	MONAHAN Conall	MAC-NC	◆ 2002	0.57	29.74	1:00.96 31.22	6.43	
50	2	4	DAVIS Jackson	MAC-NC	◆ 2002	0.57	29.49	1:01.03 31.54	6.50	

Official Timekeeping by Omega





2020 Tyr Pro Swim Series

Knoxville, TN

January 16 - 19, 2020

Event 16

18 JAN 2020 - 10:24

Men's 100m Backstroke

Heats

Results Summary

Event Number 16

Rank	Heat	Lane	Name	Club Code	Year of Birth	R.T.	50m	Time	Time Behind
51	7	2	STANISLAW Evan	YSSC	2001	0.54	29.58	1:01.13 31.55	6.60
52	7	3	McCORMICK Evan	SMST	2001	0.60	29.69	1:01.33 31.64	6.80
53	1	4	McKENRICK Brian	UN-MR	1999	0.58	30.39	1:01.45 31.06	6.92
54	1	1	SCANLON Scott	TENN	2000	0.64	29.52	1:02.10 32.58	7.57
	2	7	URIBE Brian	SCAR	◆ 2003			DNS	
	4	7	KHALAFALLA Ali	MVN	1996			DNS	
	7	4	GORE Cris	SMST	◆ 2002			DNS	
	7	8	LEIGHNINGER Ian	DR	2001			DNS	
	8	3	FOLGER Sam	GS	◆ 2002			DNS	
	8	6	GIRAUDEAU Joel	TENN	2000			DNS	

Legend:

A	Qualified for final A	AR	Americas Record	B	Qualified for final B
C	Qualified for final C	CR	Championship Record	D	Qualified for final D
DNS	Did Not Start	R	Reserve	R.T.	Reaction Time
US	US Open Record	WJ	World Junior Record	WR	World Record
◆	Junior swimmer				

Official Timekeeping by Omega





2020 Tyr Pro Swim Series

Knoxville, TN

January 16 - 19, 2020

Event 17

18 JAN 2020 - 10:35

Women's 200m Breaststroke

Heats

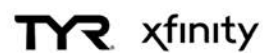
Results Summary

Event Number 17

	Record	Splits	Name	Club Code	Location	Date
WR	2:19.11	31.80 1:07.27	1:42.89 PEDERSEN Rikke	USA	Barcelona (ESP)	1 AUG 2013
US	2:20.38	31.78 1:06.82	1:43.13 SONI Rebecca	USA	Indianapolis, IN (USA)	11 JUL 2009
CR	2:20.77	33.08 1:08.87	1:44.90 LAZOR Annie	USA	Bloomington (USA)	19 MAY 2019
AR	2:19.59	32.49 1:08.10	1:43.95 SONI Rebecca	USA	London (GBR)	2 AUG 2012
WJ	2:19.64	32.10 1:07.59	1:43.52 GUNES Viktoria	TUR	Singapore (SGP)	30 AUG 2015

Rank	Heat	Lane	Name	Club Code	Year of Birth	R.T.	50m	100m	150m	Time	Time Behind
=1	5	5	COX Madisyn	TXLA	1995	0.67	34.57	1:12.41 37.84	1:50.66 38.25	2:28.45	A
=1	6	4	LAZOR Annie	MVN	1994	0.68	34.76	1:12.57 37.81	1:50.61 38.04	2:28.45	A
3	6	3	MARGALIS Melanie	SPA-FL	1991	0.69	34.70	1:13.27 38.57	1:51.47 38.20	2:29.57	1.12 A
4	5	4	GALAT Bethany	AGS	1995	0.63	34.63	1:12.96 38.33	1:50.81 37.85	2:29.67	1.22 A
5	4	4	ESCOBEDO Emily	COND	1995	0.69	34.35	1:12.62 38.27	1:51.45 38.83	2:30.16	1.71 A
6	6	5	SMITH Kierra	CAN	1994	0.71	34.73	1:13.29 38.56	1:52.43 39.14	2:30.17	1.72 A
7	6	2	CIEPLUCHA Tess	TENN	1998	0.75	34.98	1:13.52 38.54	1:52.28 38.76	2:30.84	2.39 A
8	5	3	ULYETT Jocelyn	LU	1995	0.70	34.89	1:13.76 38.87	1:53.09 39.33	2:31.35	2.90 A
9	4	6	HANSSON Sophie	NCS	1998	0.72	34.28	1:13.18 38.90	1:52.54 39.36	2:31.52	3.07 B
10	4	5	SUMRALL Micah	CGSC	1990	0.71	35.25	1:14.02 38.77	1:53.30 39.28	2:31.72	3.27 B
11	4	3	DAVEY Gillian	UN-KY	2001	0.66	34.91	1:13.55 38.64	1:52.69 39.14	2:31.83	3.38 B
12	5	2	YAGER Alexis	TENN	1998	0.73	35.50	1:14.27 38.77	1:53.16 38.89	2:32.47	4.02 B
13	5	7	MORLEY Laura	BAH	1996	0.72	35.89	1:14.41 38.52	1:53.68 39.27	2:32.71	4.26 B
14	6	6	BONNETT Bailey	KYA	1998	0.66	35.58	1:14.92 39.34	1:54.70 39.78	2:34.12	5.67 B
15	3	5	WEYANT Gracie	SYS	◆ 2005	0.73	35.78	1:15.06 39.28	1:54.93 39.87	2:34.57	6.12 B
16	6	8	CURTIS Brynn	YORK	2002	0.76	34.92	1:13.49 38.57	1:53.58 40.09	2:34.86	6.41 B
17	4	2	YEUNG Jamie	CW	1997	0.68	35.30	1:14.81 39.51	1:55.28 40.47	2:36.25	7.80 C
18	5	6	POPOV Nikol	TENN	1999	0.74	36.05	1:16.04 39.99	1:56.40 40.36	2:36.90	8.45 C
19	4	8	FOLEY Sally	PCAC	2002	0.70	35.80	1:15.46 39.66	1:56.35 40.89	2:36.98	8.53 C
=20	2	4	MENDENHALL Olivia	SPA-AR	◆ 2003	0.78	36.11	1:16.52 40.41	1:56.91 40.39	2:37.24	8.79 C
=20	3	3	SYKES Emily	TENN	1998	0.74	36.28	1:15.35 39.07	1:55.76 40.41	2:37.24	8.79 C
22	3	7	ANDISON Bailey	MVN	1997	0.71	36.46	1:16.54 40.08	1:56.92 40.38	2:37.26	8.81 C
23	3	6	NELSON Emme	MAC-NC	2001	0.75	35.96	1:15.87 39.91	1:57.04 41.17	2:37.96	9.51 C

Official Timekeeping by Omega





2020 Tyr Pro Swim Series

Knoxville, TN

January 16 - 19, 2020

Event 17

18 JAN 2020 - 10:35

Women's 200m Breaststroke

Heats

Results Summary

Event Number 17

Rank	Heat	Lane	Name	Club Code	Year of Birth	R.T.	50m	100m	150m	Time	Time Behind
24	2	8	WEYANT Emma	SYS	2001	0.82	37.47	1:17.72 40.25	1:58.21 40.49	2:38.06 39.85	9.61 C
25	2	6	OWNBEY Hannah	YSSC	2001	0.68	36.05	1:16.17 40.12	1:57.03 40.86	2:38.16 41.13	9.71 D
26	3	2	GUAN Xiaoyun	CHEN	◆ 2003	0.72	35.52	1:15.68 40.16	1:56.51 40.83	2:38.32 41.81	9.87 D
27	2	5	LIBLER Jordyn	CW	◆ 2003	0.54	35.46	1:15.60 40.14	1:57.20 41.60	2:38.59 41.39	10.14 D
28	4	7	JOHNSON Gigi	SA	◆ 2004	0.72	36.38	1:17.13 40.75	1:58.01 40.88	2:39.39 41.38	10.94 D
29	1	2	MUHITCH Seanna	LAC	◆ 2006	0.72	36.63	1:16.97 40.34	1:57.92 40.95	2:39.51 41.59	11.06 D
30	1	4	BOGGS Lillie	BAY	◆ 2005	0.63	36.18	1:16.49 40.31	1:57.95 41.46	2:39.56 41.61	11.11 D
31	1	6	BACON Phoebe	NCAP	2002	0.66	35.91	1:16.69 40.78	1:58.29 41.60	2:39.63 41.34	11.18 D
32	6	7	WEBER Emma	TOPS	◆ 2004	0.71	36.06	1:16.52 40.46	1:57.55 41.03	2:39.71 42.16	11.26 D
33	1	5	LUGBILL Ashley	RAYS	2002	0.75	37.25	1:17.71 40.46	1:59.04 41.33	2:39.76 40.72	11.31 R
34	4	1	DAVISON Chase	TOPS	◆ 2004	0.70	35.38	1:15.86 40.48	1:57.57 41.71	2:39.88 42.31	11.43 R
35	5	8	MANGAOANG Desirae	MAC-NC	2002	0.62	36.71	1:17.79 41.08	1:59.69 41.90	2:41.33 41.64	12.88
36	3	4	LUGBILL Reese	RAYS	2002	0.76	35.74	1:16.92 41.18	1:58.83 41.91	2:41.48 42.65	13.03
37	1	3	KOUTAVAS Madison	BSS	2002	0.73	34.99	1:15.31 40.32	1:57.69 42.38	2:41.50 43.81	13.05
38	1	1	DEEDY Anne	EKC	◆ 2004	0.70	35.62	1:16.42 40.80	1:58.78 42.36	2:41.67 42.89	13.22
39	2	2	KEMENY Saige	ATAC	2001	0.69	36.28	1:17.37 41.09	1:59.03 41.66	2:41.73 42.70	13.28
40	7	2	JANNASCH Jady	LAC	2002	0.75	36.60	1:18.39 41.79	2:00.20 41.81	2:41.78 41.58	13.33
=41	7	4	WAGNER Annika	WILD	2002	0.69	37.08	1:18.00 40.92	2:00.41 42.41	2:41.94 41.53	13.49
=41	8	2	DAVIS Laura	MAC-NC	2002	0.79	36.22	1:17.54 41.32	1:58.80 41.26	2:41.94 43.14	13.49
43	3	1	BROUWER Aubree	SPA-AR	◆ 2003	0.67	36.82	1:17.95 41.13	2:00.03 42.08	2:42.12 42.09	13.67
44	2	1	DENNIS Holley	TOPS	2002	0.76	36.58	1:18.16 41.58	2:00.36 42.20	2:42.27 41.91	13.82
45	2	7	McGANN Bridget	DLTA	◆ 2006	0.78	37.37	1:18.14 40.77	2:00.01 41.87	2:43.37 43.36	14.92
46	1	8	HERRMANN Danielle	CLOV	1987	0.69	35.76	1:16.96 41.20	1:59.77 42.81	2:43.49 43.72	15.04
47	7	6	NGUYEN Mandolin	UN-MR	2001	0.70	37.70	1:18.52 40.82	2:01.26 42.74	2:44.12 42.86	15.67
48	7	8	WETTELAND Kelly	PA	◆ 2004	0.63	36.93	1:18.30 41.37	2:01.08 42.78	2:44.37 43.29	15.92
49	7	7	MARTIN Mary	DSMY	◆ 2003	0.80	35.79	1:16.89 41.10	2:00.41 43.52	2:44.42 44.01	15.97
50	2	3	JACOBY Lydia	STSC	◆ 2004	0.66	35.99	1:18.91 42.92	2:02.15 43.24	2:44.53 42.38	16.08

Official Timekeeping by Omega





2020 Tyr Pro Swim Series

Knoxville, TN

January 16 - 19, 2020

Event 17

18 JAN 2020 - 10:35

Women's 200m Breaststroke

Heats

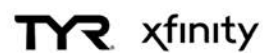
Results Summary

Event Number 17

Rank	Heat	Lane	Name	Club Code	Year of Birth	R.T.	50m	100m	150m	Time	Time Behind
51	9	4	GIESLER Emily	ROSE	2001	0.73	37.65	1:19.81 42.16	2:02.33 42.52	2:44.59 42.26	16.14
52	8	1	SHAW Anna	TOPS	2002	0.79	36.93	1:18.68 41.75	2:01.52 42.84	2:44.75 43.23	16.30
53	9	5	CHAHBANDOUR Claire	TOPS	◆ 2003	0.62	38.07	1:20.55 42.48	2:03.16 42.61	2:45.06 41.90	16.61
54	5	1	RAINEY Grace	MAC-NC	◆ 2004	0.83	38.04	1:20.78 42.74	2:03.45 42.67	2:45.11 41.66	16.66
55	8	7	HWANG Emma	CHEN	◆ 2004	0.78	37.51	1:18.91 41.40	2:02.24 43.33	2:46.05 43.81	17.60
56	1	7	LO Jade	ESWI	◆ 2004	0.68	36.67	1:18.03 41.36	2:01.71 43.68	2:46.71 45.00	18.26
57	7	1	BRADAC Sophia	TOPS	2001	0.75	37.34	1:19.42 42.08	2:02.82 43.40	2:47.61 44.79	19.16
58	9	3	PLATEK Ella	NAC	2002	0.69	39.13	1:22.37 43.24	2:06.04 43.67	2:49.41 43.37	20.96
59	8	3	PARDUS Kaila	SCSCSC	2002	0.68	39.78	1:23.10 43.32	2:06.75 43.65	2:51.75 45.00	23.30
60	8	4	PARKINSON Maxine	DLTA	2002	0.68	36.94	1:20.28 43.34	2:07.38 47.10	2:54.29 46.91	25.84
	6	1	McENROE Annika	YSSC	2002					DNS	
	7	3	PEOPLES Olivia	BSS	◆ 2003					DNS	
	7	5	HOLMAN Hannah	TENN	1996					DNS	
	8	5	GRAHAM Madison	TENN	1997					DNS	
	8	6	HAMBLIN Kaylee	MSA	◆ 2003					DNS	
	3	8	BARAKEY Lauren	TIDE	2002					DSQ	

Legend:			
A	Qualified for final A	AR	Americas Record
C	Qualified for final C	CR	Championship Record
DNS	Did Not Start	DSQ	Disqualified
R.T.	Reaction Time	US	US Open Record
WR	World Record	◆	Junior swimmer
B	Qualified for final B	D	Qualified for final D
R	Reserve	WJ	World Junior Record

Official Timekeeping by Omega





2020 Tyr Pro Swim Series

Knoxville, TN

January 16 - 19, 2020

Event 18

18 JAN 2020 - 10:53

Men's 200m Breaststroke

Heats

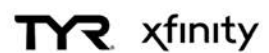
Results Summary

Event Number 18

	Record	Splits			Name	Club Code	Location	Date
WR	2:06.12	29.73	1:02.22	1:34.23	CHUPKOV Anton	RUS	Gwangju (KOR)	26 JUL 2019
US	2:07.17	29.21	1:01.67	1:34.19	PRENOT Josh	USA	Omaha, NE (USA)	30 JUN 2016
CR	2:08.95				WILSON Andrew	USA	Atlanta (USA)	1 JAN 2018
AR	2:07.17	29.21	1:01.67	1:34.19	PRENOT Josh	USA	Omaha, NE (USA)	30 JUN 2016
WJ	2:07.35				QIN Haiyang	CHN	Tianjin (CHN)	1 SEP 2017

Rank	Heat	Lane	Name	Club Code	Year of Birth	R.T.	50m	100m	150m	Time	Time Behind
1	6	4	LICON Will	TXLA	1994	0.69	30.71	1:04.52 33.81	1:39.27 34.75	2:13.71 34.44	A
2	4	4	FINK Nicolas	ABSC	1993	0.73	30.42	1:04.68 34.26	1:39.93 35.25	2:15.59 35.66	1.88 A
3	6	5	McKEE Anton	PRVT	1993	0.69	31.73	1:06.83 35.10	1:41.00 34.17	2:15.61 34.61	1.90 A
4	5	5	CLAVERIE Carlos	CARD	1996	0.80	31.24	1:06.41 35.17	1:41.24 34.83	2:16.23 34.99	2.52 A
5	5	3	RUTTER Jonathan	UN-VA	1996	0.67	31.23	1:06.07 34.84	1:41.28 35.21	2:16.53 35.25	2.82 A
6	4	5	DERGOUSSOFF James	CHEN	1996	0.71	30.65	1:05.37 34.72	1:40.34 34.97	2:16.55 36.21	2.84 A
7	6	3	ZITO Nick	UN-IL	1994	0.71	30.81	1:05.49 34.68	1:41.11 35.62	2:17.77 36.66	4.06 A
8	4	3	WICH-GLASEN Nils	UN-SC	1994	0.73	31.24	1:06.09 34.85	1:42.15 36.06	2:18.14 35.99	4.43 A
9	5	2	ARROYO Jarod	FORK	2001	0.74	32.06	1:07.66 35.60	1:43.13 35.47	2:19.42 36.29	5.71 B
10	6	6	THOMAS Wes	ALTO	1995	0.63	31.27	1:06.98 35.71	1:43.31 36.33	2:19.71 36.40	6.00 B
11	3	2	CULJAT Lance	EKC	1998	0.65	30.58	1:05.76 35.18	1:42.15 36.39	2:20.12 37.97	6.41 B
12	4	7	HOULIE Michael	TENN	2000	0.60	31.78	1:07.72 35.94	1:44.43 36.71	2:20.40 35.97	6.69 B
13	4	6	KAMMINGA Frederik	EKSC	1998	0.69	31.31	1:07.08 35.77	1:44.04 36.96	2:20.67 36.63	6.96 B
14	3	6	DEGRIJZE Kevin	SA	◆ 2002	0.71	31.60	1:06.87 35.27	1:43.41 36.54	2:20.75 37.34	7.04 B
15	5	4	WILSON Andrew	ABSC	1993	0.64	31.39	1:06.66 35.27	1:43.76 37.10	2:22.12 38.36	8.41 B
16	6	7	BREHM Alex	LAK	◆ 2002	0.66	32.17	1:07.62 35.45	1:44.53 36.91	2:22.58 38.05	8.87 B
17	6	2	COTE Tristan	UCSC	1995	0.74	32.21	1:08.42 36.21	1:45.22 36.80	2:23.12 37.90	9.41 C
18	3	8	DILLARD Jarel	TENN	2000	0.57	31.37	1:07.50 36.13	1:44.87 37.37	2:23.45 38.58	9.74 C
19	4	2	LONG Bryar	ACAC	1997	0.64	32.74	1:08.92 36.18	1:45.65 36.73	2:23.47 37.82	9.76 C
20	3	5	FUNK Richard	CAN	1992	0.65	32.01	1:08.51 36.50	1:46.05 37.54	2:23.50 37.45	9.79 C
21	5	7	CHAMPLIN Brett	TENN	2000	0.75	32.60	1:08.71 36.11	1:46.12 37.41	2:23.67 37.55	9.96 C
=22	3	3	HOUSE Grant	SUN	1998	0.61	32.16	1:09.00 36.84	1:45.61 36.61	2:23.88 38.27	10.17 C
=22	4	8	POLISHCHUK Oleksiy	SCAR	1999	0.72	32.95	1:09.70 36.75	1:46.64 36.94	2:23.88 37.24	10.17 C

Official Timekeeping by Omega





2020 Tyr Pro Swim Series

Knoxville, TN

January 16 - 19, 2020

Event 18

18 JAN 2020 - 10:53

Men's 200m Breaststroke

Heats

Results Summary

Event Number 18

Rank	Heat	Lane	Name	Club Code	Year of Birth	R.T.	50m	100m	150m	Time	Time Behind
24	5	1	HONG Joseph	PCAC	◆ 2003	0.73	31.49	1:07.28 35.79	1:44.45 37.17	2:24.01 39.56	10.30 C
25	2	2	SWIFT Sean	SMST	◆ 2002	0.72	32.71	1:10.47 37.76	1:48.11 37.64	2:24.31 36.20	10.60 D
26	5	8	PHILLIPS Michael	AQJT	◆ 2004	0.75	32.82	1:09.58 36.76	1:47.02 37.44	2:25.09 38.07	11.38 D
27	3	1	GARCIA Kyle	SMST	◆ 2002	0.64	32.87	1:09.45 36.58	1:47.06 37.61	2:25.76 38.70	12.05 D
28	2	3	McINERNEY Evan	SA	2001	0.68	33.22	1:10.18 36.96	1:48.04 37.86	2:25.81 37.77	12.10 D
29	1	3	PENNEY Tyler	FASTMW	1999	0.75	32.40	1:09.26 36.86	1:47.50 38.24	2:26.09 38.59	12.38 D
30	6	1	BARR Luke	SCSCMW	◆ 2003	0.67	31.79	1:09.42 37.63	1:47.57 38.15	2:26.26 38.69	12.55 D
31	3	4	WORTH Daniel	EKC	◆ 2002	0.68	31.86	1:08.50 36.64	1:46.78 38.28	2:26.66 39.88	12.95 D
32	3	7	SCHOLTZ Will	LAK	◆ 2004	0.77	32.65	1:10.46 37.81	1:49.31 38.85	2:28.35 39.04	14.64 D
33	2	8	KAYE Parker	TENN	1998	0.64	34.18	1:11.66 37.48	1:50.11 38.45	2:28.79 38.68	15.08 R
34	2	4	BORISOV Alex	BAY	2001	0.68	33.31	1:11.36 38.05	1:50.34 38.98	2:28.99 38.65	15.28 R
35	2	1	MARCH Christian	PAQ	1996	0.71	33.32	1:11.46 38.14	1:50.34 38.88	2:29.07 38.73	15.36
36	7	5	GUSEV Alexander	SYS	2001	0.69	34.69	1:12.59 37.90	1:50.81 38.22	2:29.08 38.27	15.37
37	1	5	MONAHAN Conall	MAC-NC	◆ 2002	0.66	33.97	1:12.14 38.17	1:50.63 38.49	2:29.21 38.58	15.50
38	2	6	BRETZMANN Peter	NCAC	◆ 2003	0.72	33.64	1:11.79 38.15	1:50.94 39.15	2:29.49 38.55	15.78
39	1	6	BATSON Henry	TOPS	◆ 2002	0.66	34.09	1:11.76 37.67	1:50.32 38.56	2:30.22 39.90	16.51
40	6	8	WOLFF Sebastian	TOPS	◆ 2003	0.64	32.56	1:10.77 38.21	1:50.12 39.35	2:30.31 40.19	16.60
41	1	8	HOUK Harper	ACAC	2001	0.63	33.74	1:11.48 37.74	1:50.83 39.35	2:31.24 40.41	17.53
42	1	2	EWING Kendall	TIDE	◆ 2002	0.65	33.05	1:11.32 38.27	1:50.87 39.55	2:31.60 40.73	17.89
43	2	5	MASSEY Luke	TENN	2000	0.66	33.17	1:11.55 38.38	1:51.25 39.70	2:31.88 40.63	18.17
44	2	7	KANG Conner	LAK	2001	0.67	35.00	1:13.72 38.72	1:53.77 40.05	2:33.40 39.63	19.69
45	1	4	PAULUS Peter	DM	2000	0.66	33.97	1:12.87 38.90	1:53.30 40.43	2:34.14 40.84	20.43
46	7	4	HUSKEY Aj	CSC-MV	◆ 2002	0.62	35.03	1:13.78 38.75	1:54.03 40.25	2:34.49 40.46	20.78
47	7	3	STANLEY Matt	CAC	2000	0.74	34.99	1:14.80 39.81	1:54.90 40.10	2:34.55 39.65	20.84
48	1	7	ABAQUETA Cam	MAC-NC	◆ 2003	0.72	36.93	1:18.21 41.28	2:00.96 42.75	2:43.47 42.51	29.76
	1	1	TIPPETT Will	BAY	2001					DNS	
	5	6	FINNERTY Ian	MVN	1996					DNS	

Official Timekeeping by Omega





2020 Tyr Pro Swim Series

Knoxville, TN

January 16 - 19, 2020

Event 18

18 JAN 2020 - 10:53

Men's 200m Breaststroke

Heats

Results Summary

Event Number 18

Rank	Heat	Lane	Name	Club Code	Year of Birth	R.T.	50m	100m	150m	Time	Time Behind
	4	1	HOOVER Sam	NCAC	◆ 2003					DSQ	

Legend:

A	Qualified for final A	AR	Americas Record	B	Qualified for final B
C	Qualified for final C	CR	Championship Record	D	Qualified for final D
DNS	Did Not Start	DSQ	Disqualified	R	Reserve
R.T.	Reaction Time	US	US Open Record	WJ	World Junior Record
WR	World Record	◆	Junior swimmer		

Official Timekeeping by Omega





2020 Tyr Pro Swim Series

Knoxville, TN

January 16 - 19, 2020

Event 19

18 JAN 2020 - 11:10

Women's 400m Freestyle

Heats

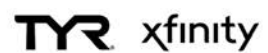
Results Summary

Event Number 19

	Record	Splits			Name	Club Code	Location	Date
WR	3:56.46	57.05	1:57.11	2:57.62	LEDECKY Katie	USA	Rio de Janeiro (BRA)	7 AUG 2016
US	3:57.94	57.07	1:57.70	2:58.15	LEDECKY Katie	USA	Indianapolis, IN (USA)	17 MAY 2018
CR	3:57.94	57.07	1:57.70	2:58.15	LEDECKY Katie	USA	Indianapolis, IN (USA)	17 MAY 2018
AR	3:56.46	57.05	1:57.11	2:57.62	LEDECKY Katie	USA	Rio (BRA)	7 AUG 2016
WJ	3:58.37	57.87	1:58.30	2:58.74	LEDECKY Katie	USA	Gold Coast (AUS)	21 AUG 2014

Rank	Heat	Lane	Name	Club Code	Year of Birth	R.T.	Time	Time Behind
1	6	2	WEYANT Emma	SYS	2001	0.80	4:12.02	A
	50m 29.96	100m 1:02.03	150m 1:33.82	200m 2:05.60	250m 2:36.94	300m 3:08.75	350m 3:40.83	
		32.07	31.79	31.78	31.34	31.81	32.08	31.19
2	5	3	SULLIVAN Erica	SAND	2000	0.66	4:13.35	1.33 A
	50m 29.43	100m 1:00.76	150m 1:32.60	200m 2:04.72	250m 2:36.93	300m 3:09.43	350m 3:41.75	
		31.33	31.84	32.12	32.21	32.50	32.32	31.60
3	6	3	SCHMITT Allison	SUN	1990	0.72	4:13.89	1.87 A
	50m 29.23	100m 1:00.54	150m 1:32.24	200m 2:04.31	250m 2:36.35	300m 3:08.98	350m 3:41.81	
		31.31	31.70	32.07	32.04	32.63	32.83	32.08
4	4	5	ROSENDAHL BACH Helena	DEN	2000	0.84	4:14.59	2.57 A
	50m 30.16	100m 1:02.21	150m 1:34.45	200m 2:06.81	250m 2:38.84	300m 3:10.83	350m 3:43.09	
		32.05	32.24	32.36	32.03	31.99	32.26	31.50
5	5	5	STEGE Rachel	FOX	♦ 2003	0.73	4:14.60	2.58 A
	50m 29.21	100m 1:00.83	150m 1:33.28	200m 2:05.85	250m 2:38.62	300m 3:11.38	350m 3:43.80	
		31.62	32.45	32.57	32.77	32.76	32.42	30.80
6	5	7	NUNAN Amanda	TENN	1999	0.85	4:14.61	2.59 A
	50m 30.23	100m 1:01.84	150m 1:34.09	200m 2:06.37	250m 2:38.76	300m 3:10.95	350m 3:43.30	
		31.61	32.25	32.28	32.39	32.19	32.35	31.31
7	5	6	FRERIKS Geena	KYA	1996	0.69	4:14.79	2.77 A
	50m 29.81	100m 1:01.67	150m 1:34.18	200m 2:06.61	250m 2:39.05	300m 3:11.59	350m 3:43.64	
		31.86	32.51	32.43	32.44	32.54	32.05	31.15
8	6	8	DENIGAN Mariah	LAK	♦ 2003	0.76	4:14.81	2.79 A
	50m 29.59	100m 1:01.41	150m 1:33.96	200m 2:06.31	250m 2:38.72	300m 3:11.06	350m 3:43.13	
		31.82	32.55	32.35	32.41	32.34	32.07	31.68
9	6	5	O'CROININ Emma	EKSC	♦ 2003	0.79	4:14.88	2.86 B
	50m 29.77	100m 1:01.67	150m 1:34.09	200m 2:06.52	250m 2:38.93	300m 3:11.39	350m 3:43.78	
		31.90	32.42	32.43	32.41	32.46	32.39	31.10
10	6	4	MEITZ Kaersten	BA	1995	0.84	4:14.90	2.88 B
	50m 30.13	100m 1:02.23	150m 1:34.30	200m 2:06.20	250m 2:38.57	300m 3:11.07	350m 3:43.34	
		32.10	32.07	31.90	32.37	32.50	32.27	31.56
11	6	7	ACKMAN Alyson	PCSC	1993	0.63	4:15.26	3.24 B
	50m 29.49	100m 1:01.94	150m 1:34.33	200m 2:06.74	250m 2:39.17	300m 3:11.37	350m 3:43.80	
		32.45	32.39	32.41	32.43	32.20	32.43	31.46
12	4	4	McMURRAY Olivia	SWIM	♦ 2003	0.76	4:15.85	3.83 B
	50m 30.28	100m 1:02.77	150m 1:35.56	200m 2:08.46	250m 2:41.06	300m 3:13.72	350m 3:45.26	
		32.49	32.79	32.90	32.60	32.66	31.54	30.59
13	4	2	JUNGBLUT Viviane	GNU	1996	0.74	4:16.81	4.79 B
	50m 30.35	100m 1:02.76	150m 1:35.07	200m 2:07.70	250m 2:40.10	300m 3:12.72	350m 3:45.23	
		32.41	32.31	32.63	32.40	32.62	32.51	31.58
14	5	1	SIMS Bella	SAND	♦ 2005	0.61	4:17.10	5.08 B
	50m 28.52	100m 1:00.41	150m 1:33.32	200m 2:06.55	250m 2:39.69	300m 3:12.59	350m 3:45.47	
		31.89	32.91	33.23	33.14	32.90	32.88	31.63
15	3	6	MILLER Hayden	CFSC	♦ 2004	0.79	4:17.88	5.86 B
	50m 29.99	100m 1:02.54	150m 1:35.51	200m 2:08.51	250m 2:41.29	300m 3:13.77	350m 3:45.79	
		32.55	32.97	33.00	32.78	32.48	32.02	32.09
16	5	2	LUDLOW Danica	UCSC	1996	0.66	4:19.20	7.18 B
	50m 29.58	100m 1:01.75	150m 1:34.32	200m 2:07.27	250m 2:40.00	300m 3:13.31	350m 3:46.67	
		32.17	32.57	32.95	32.73	33.31	33.36	32.53

Official Timekeeping by Omega





2020 Tyr Pro Swim Series

Knoxville, TN

January 16 - 19, 2020

Event 19

18 JAN 2020 - 11:10

Women's 400m Freestyle

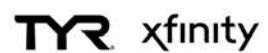
Heats

Results Summary

Event Number 19

Rank	Heat	Lane	Name	Club Code	Year of Birth	R.T.	Time	Time Behind
17	4	3	RAAB Meaghan	NAC	1996	0.72	4:19.48	7.46 C
	50m 29.84	100m 1:01.48	150m 1:33.54	200m 2:05.89	250m 2:38.49	300m 3:11.73	350m 3:45.39	
		31.64	32.06	32.35	32.60	33.24	33.66	34.09
18	4	7	BELLIO Katrina	ESWI	◆ 2004	0.73	4:19.72	7.70 C
	50m 30.08	100m 1:02.22	150m 1:34.87	200m 2:07.80	250m 2:40.89	300m 3:14.12	350m 3:47.02	
		32.14	32.65	32.93	33.09	33.23	32.90	32.70
19	3	7	CARDWELL Summer	TBAC	◆ 2004	0.76	4:19.74	7.72 C
	50m 29.13	100m 1:00.84	150m 1:33.36	200m 2:06.26	250m 2:39.57	300m 3:13.08	350m 3:47.12	
		31.71	32.52	32.90	33.31	33.51	34.04	32.62
20	4	1	McCULLOH Abigail	SA	2002	0.76	4:20.18	8.16 C
	50m 30.51	100m 1:03.40	150m 1:35.85	200m 2:08.92	250m 2:41.62	300m 3:14.98	350m 3:47.84	
		32.89	32.45	33.07	32.70	33.36	32.86	32.34
21	6	6	PADINGTON Mackenzie	CAN	1999	0.73	4:20.26	8.24 C
	50m 29.15	100m 1:00.83	150m 1:33.22	200m 2:06.27	250m 2:40.00	300m 3:13.76	350m 3:47.42	
		31.68	32.39	33.05	33.73	33.76	33.66	32.84
22	6	1	GRIMES Katie	SAND	◆ 2006	0.70	4:20.29	8.27 C
	50m 30.04	100m 1:02.63	150m 1:35.43	200m 2:08.60	250m 2:41.58	300m 3:14.70	350m 3:47.94	
		32.59	32.80	33.17	32.98	33.12	33.24	32.35
23	4	6	MATTES Michaela	SYS	◆ 2005	0.81	4:20.59	8.57 C
	50m 29.31	100m 1:01.13	150m 1:34.01	200m 2:07.42	250m 2:40.99	300m 3:14.58	350m 3:47.73	
		31.82	32.88	33.41	33.57	33.59	33.15	32.86
24	3	8	SAUICKIE Addie	SYS	◆ 2006	0.66	4:21.68	9.66 C
	50m 29.78	100m 1:02.58	150m 1:35.45	200m 2:08.59	250m 2:41.82	300m 3:15.33	350m 3:48.84	
		32.80	32.87	33.14	33.23	33.51	33.51	32.84
25	2	4	McCARVILLE Kate	SPA-AR	◆ 2003	0.69	4:22.04	10.02 D
	50m 30.77	100m 1:03.59	150m 1:36.71	200m 2:09.94	250m 2:43.01	300m 3:16.35	350m 3:49.66	
		32.82	33.12	33.23	33.07	33.34	33.31	32.38
26	7	4	JANSEN Ella	ESWI	◆ 2005	0.66	4:23.31	11.29 D
	50m 29.89	100m 1:03.00	150m 1:36.26	200m 2:09.70	250m 2:43.15	300m 3:16.90	350m 3:50.34	
		33.11	33.26	33.44	33.45	33.75	33.44	32.97
27	1	6	KNAPP Sophia	TIDE	◆ 2004	0.73	4:23.66	11.64 D
	50m 30.27	100m 1:03.26	150m 1:36.74	200m 2:10.42	250m 2:43.40	300m 3:16.52	350m 3:50.00	
		32.99	33.48	33.68	32.98	33.12	33.48	33.66
28	4	8	ALVAREZ Maria	TNAQ	1989	0.71	4:24.32	12.30 D
	50m 30.53	100m 1:03.03	150m 1:35.94	200m 2:09.24	250m 2:42.90	300m 3:16.51	350m 3:50.83	
		32.50	32.91	33.30	33.66	33.61	34.32	33.49
29	7	5	LANE Nicola	RAYS	2002	0.71	4:25.10	13.08 D
	50m 30.66	100m 1:03.91	150m 1:37.78	200m 2:12.03	250m 2:45.77	300m 3:19.39	350m 3:52.77	
		33.25	33.87	34.25	33.74	33.62	33.38	32.33
30	3	3	WEIR Amanda	SA	1986	0.73	4:25.61	13.59 D
	50m 31.15	100m 1:05.18	150m 1:39.12	200m 2:12.93	250m 2:46.73	300m 3:20.27	350m 3:53.40	
		34.03	33.94	33.81	33.80	33.54	33.13	32.21
31	3	4	KUWATA Paige	SAND	◆ 2004	0.57	4:25.63	13.61 D
	50m 30.54	100m 1:03.33	150m 1:36.93	200m 2:10.46	250m 2:44.42	300m 3:18.38	350m 3:52.38	
		32.79	33.60	33.53	33.96	33.96	34.00	33.25
32	2	2	BELLARD Hannah	CW	◆ 2005	0.78	4:25.81	13.79 D
	50m 31.10	100m 1:04.27	150m 1:37.93	200m 2:11.91	250m 2:45.85	300m 3:20.01	350m 3:53.52	
		33.17	33.66	33.98	33.94	34.16	33.51	32.29
33	2	5	WATTS Stella Grace	ATAC	◆ 2003	0.71	4:25.82	13.80 R
	50m 29.84	100m 1:02.66	150m 1:36.47	200m 2:10.62	250m 2:44.73	300m 3:18.85	350m 3:52.87	
		32.82	33.81	34.15	34.11	34.12	34.02	32.95
34	1	3	DUNFORD Abby	SAND	◆ 2006	0.79	4:26.08	14.06 R
	50m 30.39	100m 1:03.53	150m 1:37.47	200m 2:11.74	250m 2:45.78	300m 3:19.56	350m 3:53.15	
		33.14	33.94	34.27	34.04	33.78	33.59	32.93
35	1	2	WILSON Kayla	TIDE	◆ 2004	0.69	4:26.31	14.29
	50m 29.70	100m 1:02.47	150m 1:36.56	200m 2:11.02	250m 2:45.49	300m 3:20.11	350m 3:54.34	
		32.77	34.09	34.46	34.47	34.62	34.23	31.97

Official Timekeeping by Omega





2020 Tyr Pro Swim Series

Knoxville, TN

January 16 - 19, 2020

Event 19

18 JAN 2020 - 11:10

Women's 400m Freestyle

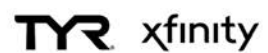
Heats

Results Summary

Event Number 19

Rank	Heat	Lane	Name	Club Code	Year of Birth	R.T.	Time	Time Behind	
36	2	1	TRABA Mercedes	SYS	◆ 2003	0.72	4:26.39	14.37	
	50m	30.95	100m 1:04.38 33.43	150m 1:38.05 33.67	200m 2:11.62 33.57	250m 2:45.39 33.77	300m 3:19.21 33.82	350m 3:53.31 34.10	33.08
37	7	1	OWNBEY Hannah	YSSC	2001	0.68	4:26.64	14.62	
	50m	30.56	100m 1:04.07 33.51	150m 1:37.54 33.47	200m 2:11.02 33.48	250m 2:44.33 33.31	300m 3:18.45 34.12	350m 3:53.07 34.62	33.57
38	2	7	WAGNER Annika	WILD	2002	0.70	4:26.80	14.78	
	50m	31.05	100m 1:04.27 33.22	150m 1:38.12 33.85	200m 2:11.65 33.53	250m 2:45.67 34.02	300m 3:20.36 34.69	350m 3:54.15 33.79	32.65
39	1	8	VETKOETTER Clare	TFA	◆ 2003	0.80	4:27.40	15.38	
	50m	30.90	100m 1:04.33 33.43	150m 1:38.26 33.93	200m 2:12.35 34.09	250m 2:46.04 33.69	300m 3:20.31 34.27	350m 3:54.09 33.78	33.31
40	3	2	McENROE Kirsti	YSSC	◆ 2004	0.74	4:28.23	16.21	
	50m	31.81	100m 1:06.09 34.28	150m 1:40.24 34.15	200m 2:14.20 33.96	250m 2:47.78 33.58	300m 3:21.64 33.86	350m 3:55.17 33.53	33.06
41	3	5	ROSS Kyla	CAN	2001	0.52	4:28.26	16.24	
	50m	30.44	100m 1:03.39 32.95	150m 1:37.06 33.67	200m 2:11.13 34.07	250m 2:45.23 34.10	300m 3:19.58 34.35	350m 3:54.15 34.57	34.11
42	1	7	ALLEN Mara	SMST	2002	0.70	4:28.29	16.27	
	50m	30.61	100m 1:03.59 32.98	150m 1:38.14 34.55	200m 2:12.89 34.75	250m 2:47.75 34.86	300m 3:21.83 34.08	350m 3:55.39 33.56	32.90
43	1	1	CHANG Claudia	AQJT	2002	0.73	4:28.57	16.55	
	50m	31.10	100m 1:04.58 33.48	150m 1:38.77 34.19	200m 2:12.82 34.05	250m 2:46.81 33.99	300m 3:20.98 34.17	350m 3:55.17 34.19	33.40
44	7	3	LIANG Christey	EKSC	◆ 2004	0.67	4:28.67	16.65	
	50m	30.38	100m 1:03.65 33.27	150m 1:37.52 33.87	200m 2:11.36 33.84	250m 2:45.36 34.00	300m 3:19.62 34.26	350m 3:54.56 34.94	34.11
45	1	5	LANNING Mackenzie	LAK	◆ 2004	0.72	4:28.73	16.71	
	50m	30.66	100m 1:03.77 33.11	150m 1:37.55 33.78	200m 2:11.61 34.06	250m 2:45.88 34.27	300m 3:20.76 34.88	350m 3:55.13 34.37	33.60
46	1	4	KATZER Danika	TENN	2000	0.67	4:28.82	16.80	
	50m	30.58	100m 1:03.70 33.12	150m 1:37.74 34.04	200m 2:12.07 34.33	250m 2:46.61 34.54	300m 3:21.18 34.57	350m 3:55.75 34.57	33.07
47	3	1	CALDOW Elle	TIDE	2002	0.81	4:29.20	17.18	
	50m	31.29	100m 1:05.33 34.04	150m 1:39.28 33.95	200m 2:13.02 33.74	250m 2:46.90 33.88	300m 3:21.13 34.23	350m 3:55.70 34.57	33.50
48	8	5	WEYANT Gracie	SYS	◆ 2005	0.80	4:30.26	18.24	
	50m	31.34	100m 1:05.37 34.03	150m 1:39.76 34.39	200m 2:13.68 33.92	250m 2:47.35 33.67	300m 3:22.23 34.88	350m 3:56.93 34.70	33.33
49	2	3	BARR Savannah	SYS	2002	0.78	4:30.59	18.57	
	50m	30.85	100m 1:04.01 33.16	150m 1:37.71 33.70	200m 2:11.88 34.17	250m 2:45.60 33.72	300m 3:20.03 34.43	350m 3:55.36 35.33	35.23
50	8	4	BOGGS Lillie	BAY	◆ 2005	0.64	4:31.48	19.46	
	50m	30.86	100m 1:04.85 33.99	150m 1:39.70 34.85	200m 2:13.80 34.10	250m 2:48.59 34.79	300m 3:23.53 34.94	350m 3:58.06 34.53	33.42
51	2	6	GANTRIIS Emily	DEN	1999	0.73	4:32.54	20.52	
	50m	30.00	100m 1:02.90 32.90	150m 1:36.46 33.56	200m 2:11.13 34.67	250m 2:45.85 34.72	300m 3:21.38 35.53	350m 3:57.16 35.78	35.38
52	2	8	RANDALL Katherine	RIPT	◆ 2003	0.75	4:32.86	20.84	
	50m	31.50	100m 1:05.63 34.13	150m 1:40.04 34.41	200m 2:14.59 34.55	250m 2:49.24 34.65	300m 3:23.97 34.73	350m 3:58.66 34.69	34.20
53	7	6	DAVIE Alicia	SYS	2002	0.66	4:35.06	23.04	
	50m	31.79	100m 1:05.25 33.46	150m 1:39.68 34.43	200m 2:14.48 34.80	250m 2:49.62 35.14	300m 3:24.99 35.37	350m 4:00.11 35.12	34.95
54	8	3	RAINEY Grace	MAC-NC	◆ 2004	0.82	4:36.99	24.97	
	50m	32.04	100m 1:07.09 35.05	150m 1:42.37 35.28	200m 2:17.77 35.40	250m 2:53.12 35.35	300m 3:28.40 35.28	350m 4:03.25 34.85	33.74

Official Timekeeping by Omega





2020 Tyr Pro Swim Series

Knoxville, TN

January 16 - 19, 2020

Event 19

18 JAN 2020 - 11:10

Women's 400m Freestyle

Heats

Results Summary

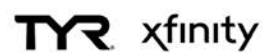
Event Number 19

Rank	Heat	Lane	Name	Club Code	Year of Birth	R.T.	Time	Time Behind
55	7	2	DAVIS Jessica	DLTA	2001	0.74	4:37.00	24.98
	50m 31.05	100m 1:04.65	150m 1:38.63	200m 2:13.85	250m 2:49.20	300m 3:25.17	350m 4:01.36	
		33.60	33.98	35.22	35.35	35.97	36.19	35.64
	5	4	FLICKINGER Hali	SUN	1994		DNS	
	5	8	GOSS Kennedy	GGST	1996		DNS	
	7	7	LUGBILL Ashley	RAYS	2002		DNS	

Legend:

A	Qualified for final A	AR	Americas Record	B	Qualified for final B
C	Qualified for final C	CR	Championship Record	D	Qualified for final D
DNS	Did Not Start	R	Reserve	R.T.	Reaction Time
US	US Open Record	WJ	World Junior Record	WR	World Record
♦	Junior swimmer				

Official Timekeeping by Omega





2020 Tyr Pro Swim Series

Knoxville, TN

January 16 - 19, 2020

Event 20

18 JAN 2020 - 11:40

Men's 400m Freestyle

Heats

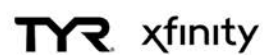
Results Summary

Event Number 20

	Record	Splits			Name	Club Code	Location	Date
WR	3:40.07	54.42	1:51.02	2:47.17	BIEDERMANN Paul	GER	Rome (ITA)	26 JUL 2009
US	3:43.53	54.67	1:51.14	2:47.52	JENSEN Larsen	USA	Omaha, NE (USA)	29 JUN 2008
CR	3:43.55				YANG Sun	JPN	Santa Clara (USA)	1 JAN 2016
AR	3:42.78	54.86	1:51.91	2:48.07	JENSEN Larsen	USA	Beijing (CHN)	10 AUG 2008
WJ	3:44.60	53.35	1:50.26	2:47.72	HORTON Mack	AUS	Brisbane (AUS)	1 APR 2014

Rank	Heat	Lane	Name	Club Code	Year of Birth	R.T.	Time	Time Behind
1	6	4	GROTHER Zane	BCH	1992	0.70	3:55.29	A
	50m 26.81	100m 56.22	150m 1:25.95	200m 1:56.18	250m 2:26.19	300m 2:56.34	350m 3:26.40	
		29.41	29.73	30.23	30.01	30.15	30.06	28.89
2	4	7	FOSTER Carson	WAYS	2001	0.68	3:55.76	0.47 A
	50m 27.36	100m 57.28	150m 1:27.47	200m 1:57.48	250m 2:27.46	300m 2:57.43	350m 3:27.50	
		29.92	30.19	30.01	29.98	29.97	30.07	28.26
3	6	6	MAGAHEY Jake	SA	2001	0.77	3:56.71	1.42 A
	50m 27.19	100m 56.62	150m 1:27.30	200m 1:57.27	250m 2:27.42	300m 2:57.78	350m 3:27.90	
		29.43	30.68	29.97	30.15	30.36	30.12	28.81
4	6	3	BAGSHAW Jeremy	CAN	1992	0.71	3:56.86	1.57 A
	50m 27.33	100m 56.72	150m 1:26.91	200m 1:57.01	250m 2:27.47	300m 2:57.73	350m 3:27.80	
		29.39	30.19	30.10	30.46	30.26	30.07	29.06
5	5	4	SMITH Kieran	UN-FL	2000	0.70	3:56.98	1.69 A
	50m 27.48	100m 58.07	150m 1:28.38	200m 1:58.75	250m 2:29.29	300m 2:58.50	350m 3:27.85	
		30.59	30.31	30.37	30.54	29.21	29.35	29.13
6	4	4	HERON David	MVN	1995	0.65	3:57.03	1.74 A
	50m 27.70	100m 57.61	150m 1:27.41	200m 1:57.61	250m 2:27.29	300m 2:57.67	350m 3:27.75	
		29.91	29.80	30.20	29.68	30.38	30.08	29.28
7	6	5	MITCHELL Jake	CSC-IN	2001	0.70	3:57.19	1.90 A
	50m 27.15	100m 56.69	150m 1:26.72	200m 1:57.05	250m 2:27.22	300m 2:57.77	350m 3:27.96	
		29.54	30.03	30.33	30.17	30.55	30.19	29.23
8	5	3	ACOSTA Marcelo	CARD	1996	0.76	3:57.59	2.30 A
	50m 27.84	100m 57.76	150m 1:28.10	200m 1:58.74	250m 2:29.33	300m 2:59.42	350m 3:28.69	
		29.92	30.34	30.64	30.59	30.09	29.27	28.90
9	6	2	NORGAARD Alexander	DEN	2000	0.72	3:57.67	2.38 B
	50m 27.20	100m 56.79	150m 1:26.66	200m 1:56.82	250m 2:26.89	300m 2:57.19	350m 3:27.79	
		29.59	29.87	30.16	30.07	30.30	30.60	29.88
10	5	6	ROSE Dare	SCAR	♦ 2002	0.70	3:57.71	2.42 B
	50m 27.64	100m 57.59	150m 1:28.04	200m 1:58.38	250m 2:28.47	300m 2:58.73	350m 3:28.74	
		29.95	30.45	30.34	30.09	30.26	30.01	28.97
11	1	7	LI Stanford	PCSC	♦ 2002	0.67	3:58.47	3.18 B
	50m 27.28	100m 56.53	150m 1:26.47	200m 1:56.82	250m 2:27.45	300m 2:58.26	350m 3:28.98	
		29.25	29.94	30.35	30.63	30.81	30.72	29.49
12	5	1	ABBOTT Taylor	TENN	1998	0.70	3:58.53	3.24 B
	50m 27.59	100m 57.26	150m 1:27.42	200m 1:57.89	250m 2:28.40	300m 2:58.85	350m 3:29.21	
		29.67	30.16	30.47	30.51	30.45	30.36	29.32
13	5	5	WIESER Chris	DART	1995	0.64	3:59.09	3.80 B
	50m 27.72	100m 58.08	150m 1:28.18	200m 1:58.46	250m 2:28.57	300m 2:59.23	350m 3:29.76	
		30.36	30.10	30.28	30.11	30.66	30.53	29.33
14	5	2	BROTHERS Peter	UCSC	1996	0.66	3:59.31	4.02 B
	50m 27.60	100m 57.44	150m 1:28.10	200m 1:59.04	250m 2:29.67	300m 2:59.93	350m 3:29.84	
		29.84	30.66	30.94	30.63	30.26	29.91	29.47
15	5	7	COTE Tristan	UCSC	1995	0.76	3:59.36	4.07 B
	50m 27.74	100m 57.89	150m 1:28.49	200m 1:59.02	250m 2:29.51	300m 2:59.93	350m 3:29.91	
		30.15	30.60	30.53	30.49	30.42	29.98	29.45
16	2	4	RICE Sam	TNAQ	1996	0.68	4:00.93	5.64 B
	50m 27.58	100m 57.54	150m 1:28.10	200m 1:58.85	250m 2:29.36	300m 2:59.95	350m 3:30.64	
		29.96	30.56	30.75	30.51	30.59	30.69	30.29

Official Timekeeping by Omega





2020 Tyr Pro Swim Series

Knoxville, TN

January 16 - 19, 2020

Event 20

18 JAN 2020 - 11:40

Men's 400m Freestyle

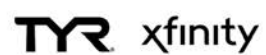
Heats

Results Summary

Event Number 20

Rank	Heat	Lane	Name	Club Code	Year of Birth	R.T.	Time	Time Behind	
17	6	8	GRIMES Sawyer	SAND	2001	0.61	4:01.02	5.73	C
			50m 27.34	100m 56.93	150m 1:27.55	200m 1:58.23	250m 2:29.16	300m 2:59.97	350m 3:30.87
			29.59	30.62	30.68	30.93	30.81	30.90	30.15
18	3	5	ZAKALA Josh	CAN	1998	0.74	4:01.83	6.54	C
			50m 27.79	100m 58.09	150m 1:28.81	200m 1:59.79	250m 2:30.53	300m 3:01.54	350m 3:32.26
			30.30	30.72	30.98	30.74	31.01	30.72	29.57
19	2	7	ZUCKER Logan	MAC-NC	♦ 2003	0.65	4:02.01	6.72	C
			50m 27.92	100m 58.26	150m 1:28.58	200m 1:58.99	250m 2:29.52	300m 3:00.41	350m 3:31.25
			30.34	30.32	30.41	30.53	30.89	30.84	30.76
20	3	6	PONCE de LEON Rafael	BSS	2000	0.76	4:02.03	6.74	C
			50m 27.82	100m 57.68	150m 1:28.23	200m 1:58.97	250m 2:29.90	300m 3:00.68	350m 3:31.78
			29.86	30.55	30.74	30.93	30.78	31.10	30.25
21	3	1	STEWART Sam	UN-MS	1997	0.68	4:02.13	6.84	C
			50m 27.51	100m 57.81	150m 1:28.82	200m 1:59.45	250m 2:30.64	300m 3:01.83	350m 3:32.45
			30.30	31.01	30.63	31.19	31.19	30.62	29.68
22	3	3	HEDLIN Eric	CAN	1993	0.68	4:02.35	7.06	C
			50m 28.67	100m 59.10	150m 1:29.57	200m 2:00.51	250m 2:30.95	300m 3:01.89	350m 3:32.49
			30.43	30.47	30.94	30.44	30.94	30.60	29.86
23	5	8	McDONALD Jacob	RAYS	♦ 2002	0.61	4:03.22	7.93	C
			50m 27.73	100m 57.72	150m 1:28.48	200m 1:59.37	250m 2:29.74	300m 3:00.94	350m 3:32.35
			29.99	30.76	30.89	30.37	31.20	31.41	30.87
24	4	8	OLIVER Sam	SNOW	♦ 2002	0.78	4:03.26	7.97	C
			50m 28.13	100m 58.65	150m 1:29.30	200m 2:00.34	250m 2:31.17	300m 3:02.37	350m 3:33.23
			30.52	30.65	31.04	30.83	31.20	30.86	30.03
25	1	3	CRANFIELD Conor	SWIM	♦ 2002	0.72	4:03.95	8.66	D
			50m 27.54	100m 57.47	150m 1:28.49	200m 1:59.84	250m 2:30.94	300m 3:02.46	350m 3:33.78
			29.93	31.02	31.35	31.10	31.52	31.32	30.17
26	4	3	HINAWI Marc	TENN	1997	0.68	4:03.97	8.68	D
			50m 28.08	100m 58.34	150m 1:29.11	200m 2:00.66	250m 2:32.02	300m 3:03.27	350m 3:34.19
			30.26	30.77	31.55	31.36	31.25	30.92	29.78
27	4	6	McGILLIVRAY Michal	ROD	♦ 2002	0.71	4:04.57	9.28	D
			50m 28.12	100m 58.33	150m 1:28.78	200m 1:59.81	250m 2:30.97	300m 3:02.71	350m 3:34.10
			30.21	30.45	31.03	31.16	31.74	31.39	30.47
28	2	2	LUCAS Cooper	LAC	♦ 2005	0.71	4:04.74	9.45	D
			50m 27.39	100m 57.78	150m 1:28.43	200m 1:59.38	250m 2:30.63	300m 3:02.22	350m 3:34.33
			30.39	30.65	30.95	31.25	31.59	32.11	30.41
29	7	1	HIGDON Stuart	ATAC	♦ 2003	0.74	4:05.02	9.73	D
			50m 28.39	100m 59.09	150m 1:29.84	200m 2:00.88	250m 2:32.04	300m 3:03.74	350m 3:34.75
			30.70	30.75	31.04	31.16	31.70	31.01	30.27
30	6	1	HOUSE Grant	SUN	1998	0.68	4:05.05	9.76	D
			50m 27.64	100m 57.51	150m 1:28.31	200m 1:59.28	250m 2:30.32	300m 3:01.78	350m 3:33.93
			29.87	30.80	30.97	31.04	31.46	32.15	31.12
31	2	8	ARAYA Gabriel	AZFL	1999	0.73	4:05.32	10.03	D
			50m 27.81	100m 58.48	150m 1:29.86	200m 2:01.38	250m 2:32.56	300m 3:04.29	350m 3:35.07
			30.67	31.38	31.52	31.18	31.73	30.78	30.25
32	2	6	SIMPSON Blake	SMSC	2001	0.76	4:05.44	10.15	D
			50m 28.37	100m 58.68	150m 1:29.97	200m 2:00.95	250m 2:32.98	300m 3:04.05	350m 3:35.79
			30.31	31.29	30.98	32.03	31.07	31.74	29.65
=33	3	4	BECKER Dylan	SAND	♦ 2002	0.64	4:05.85	10.56	R?
			50m 28.22	100m 58.95	150m 1:30.01	200m 2:01.13	250m 2:32.26	300m 3:03.78	350m 3:35.20
			30.73	31.06	31.12	31.13	31.52	31.42	30.65
=33	3	8	BROWN Eric	PCSC	♦ 2002	0.70	4:05.85	10.56	R?
			50m 27.86	100m 58.59	150m 1:29.47	200m 2:00.85	250m 2:32.07	300m 3:03.75	350m 3:35.04
			30.73	30.88	31.38	31.22	31.68	31.29	30.81
35	4	1	REYNOLDS Parker	SMSC	♦ 2004	0.70	4:06.24	10.95	
			50m 28.35	100m 58.87	150m 1:30.15	200m 2:01.56	250m 2:33.44	300m 3:04.70	350m 3:36.29
			30.52	31.28	31.41	31.88	31.26	31.59	29.95

Official Timekeeping by Omega





2020 Tyr Pro Swim Series

Knoxville, TN

January 16 - 19, 2020

Event 20

18 JAN 2020 - 11:40

Men's 400m Freestyle

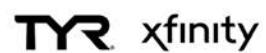
Heats

Results Summary

Event Number 20

Rank	Heat	Lane	Name	Club Code	Year of Birth	R.T.	Time	Time Behind
36	9	4	GEHRIG John	MAC-NC	◆ 2002	0.73	4:06.29	11.00
	50m 27.93	100m 59.05	150m 1:30.41	200m 2:02.38	250m 2:33.54	300m 3:05.00	350m 3:36.38	
		31.12	31.36	31.97	31.16	31.46	31.38	29.91
37	2	1	MOHAMMED Kareem	ROD	2000	0.66	4:06.59	11.30
	50m 28.17	100m 58.42	150m 1:29.00	200m 1:59.91	250m 2:31.07	300m 3:03.01	350m 3:34.44	
		30.25	30.58	30.91	31.16	31.94	31.43	32.15
38	7	7	CUSTER Liam	SYS	◆ 2004	0.70	4:06.67	11.38
	50m 28.57	100m 59.35	150m 1:30.66	200m 2:02.20	250m 2:33.73	300m 3:05.16	350m 3:36.59	
		30.78	31.31	31.54	31.53	31.43	31.43	30.08
39	2	5	VANDEUSEN Jack	BSS	2001	0.71	4:06.76	11.47
	50m 27.70	100m 57.90	150m 1:28.87	200m 2:00.11	250m 2:31.90	300m 3:03.75	350m 3:35.93	
		30.20	30.97	31.24	31.79	31.85	32.18	30.83
40	2	3	LLOYD Owen	NCAC	2001	0.79	4:06.80	11.51
	50m 28.29	100m 59.26	150m 1:30.53	200m 2:02.02	250m 2:33.51	300m 3:04.84	350m 3:36.43	
		30.97	31.27	31.49	31.49	31.33	31.59	30.37
41	1	1	SANDERS Ethan	TENN	1999	0.72	4:07.04	11.75
	50m 27.45	100m 56.97	150m 1:28.31	200m 1:59.76	250m 2:32.21	300m 3:04.04	350m 3:36.48	
		29.52	31.34	31.45	32.45	31.83	32.44	30.56
42	1	5	ATKINSON Ike	MAC-NC	2001	0.77	4:07.25	11.96
	50m 26.97	100m 56.66	150m 1:27.59	200m 1:59.26	250m 2:31.46	300m 3:04.03	350m 3:36.37	
		29.69	30.93	31.67	32.20	32.57	32.34	30.88
43	1	2	PLIUSKAITIS Stuart	SNOW	2000	0.67	4:08.86	13.57
	50m 27.91	100m 58.27	150m 1:29.05	200m 2:00.70	250m 2:32.35	300m 3:04.67	350m 3:37.17	
		30.36	30.78	31.65	31.65	32.32	32.50	31.69
44	7	2	GUSEV Alexander	SYS	2001	0.72	4:09.38	14.09
	50m 29.13	100m 1:00.76	150m 1:32.65	200m 2:04.10	250m 2:35.81	300m 3:07.44	350m 3:39.00	
		31.63	31.89	31.45	31.71	31.63	31.56	30.38
45	8	6	COTE Ben	SPA-FL	◆ 2003	0.70	4:09.48	14.19
	50m 28.27	100m 58.97	150m 1:30.23	200m 2:01.94	250m 2:33.89	300m 3:05.61	350m 3:37.90	
		30.70	31.26	31.71	31.95	31.72	32.29	31.58
46	4	2	HUSSEY Patrick	PCSC	2001	0.68	4:09.54	14.25
	50m 28.56	100m 58.91	150m 1:29.93	200m 2:01.39	250m 2:33.39	300m 3:05.66	350m 3:38.07	
		30.35	31.02	31.46	32.00	32.27	32.41	31.47
47	6	7	HEASLEY Ethan	HEAT	2001	0.72	4:10.01	14.72
	50m 27.80	100m 58.09	150m 1:29.58	200m 2:01.23	250m 2:33.05	300m 3:05.38	350m 3:38.06	
		30.29	31.49	31.65	31.82	32.33	32.68	31.95
48	8	2	DON James	SCAR	◆ 2003	0.64	4:10.83	15.54
	50m 28.82	100m 1:00.09	150m 1:32.02	200m 2:04.10	250m 2:36.12	300m 3:08.09	350m 3:39.95	
		31.27	31.93	32.08	32.02	31.97	31.86	30.88
49	7	4	STAUNCH Ryan	SWIM	◆ 2002	0.74	4:10.95	15.66
	50m 28.72	100m 1:00.06	150m 1:31.52	200m 2:03.56	250m 2:35.60	300m 3:07.80	350m 3:39.65	
		31.34	31.46	32.04	32.04	32.20	31.85	31.30
50	8	3	MILLER Brandon	NCAC	◆ 2003	0.68	4:11.36	16.07
	50m 29.52	100m 1:01.12	150m 1:33.06	200m 2:05.62	250m 2:37.20	300m 3:09.62	350m 3:41.80	
		31.60	31.94	32.56	31.58	32.42	32.18	29.56
51	8	1	TAYLOR Andrew	TBAC	◆ 2004	0.74	4:11.45	16.16
	50m 28.57	100m 59.71	150m 1:31.75	200m 2:04.19	250m 2:36.39	300m 3:08.51	350m 3:40.72	
		31.14	32.04	32.44	32.20	32.12	32.21	30.73
52	3	2	MORALES Yeziel	AZFL	1996	0.77	4:11.99	16.70
	50m 28.27	100m 59.29	150m 1:31.28	200m 2:03.42	250m 2:35.47	300m 3:07.80	350m 3:40.11	
		31.02	31.99	32.14	32.05	32.33	32.31	31.88
53	7	6	LIN Kevin	UN-MR	2000	0.66	4:12.65	17.36
	50m 28.44	100m 59.18	150m 1:31.28	200m 2:03.36	250m 2:35.23	300m 3:08.13	350m 3:40.69	
		30.74	32.10	32.08	31.87	32.90	32.56	31.96
54	4	5	OLAFSON Carson	CAN	1997	0.68	4:12.74	17.45
	50m 28.71	100m 1:00.04	150m 1:31.94	200m 2:04.62	250m 2:36.84	300m 3:09.66	350m 3:41.95	
		31.33	31.90	32.68	32.22	32.82	32.29	30.79

Official Timekeeping by Omega





2020 Tyr Pro Swim Series

Knoxville, TN

January 16 - 19, 2020

Event 20

18 JAN 2020 - 11:40

Men's 400m Freestyle

Heats

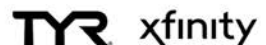
Results Summary

Event Number 20

Rank	Heat	Lane	Name	Club Code	Year of Birth	R.T.	Time	Time Behind
55	1	6	SHEPPARD Aj	CLOV	◆ 2002	0.73	4:13.05	17.76
	50m	27.70	100m 58.32	150m 1:30.56	200m 2:02.63	250m 2:35.19	300m 3:08.11	350m 3:41.30
			30.62	32.24	32.07	32.56	32.92	33.19
								31.75
56	9	3	MONAHAN Conall	MAC-NC	◆ 2002	0.65	4:13.06	17.77
	50m	28.89	100m 1:00.30	150m 1:32.28	200m 2:04.31	250m 2:36.63	300m 3:09.51	350m 3:41.81
			31.41	31.98	32.03	32.32	32.88	32.30
								31.25
								31.25
57	1	8	ROBINS Philippe	PCSC	◆ 2002	0.71	4:13.29	18.00
	50m	28.42	100m 59.28	150m 1:31.07	200m 2:03.51	250m 2:35.90	300m 3:09.10	350m 3:41.76
			30.86	31.79	32.44	32.39	33.20	32.66
								31.53
58	8	7	ANDERSON Jack	LAK	◆ 2003	0.72	4:14.09	18.80
	50m	28.67	100m 59.81	150m 1:32.06	200m 2:04.37	250m 2:37.44	300m 3:10.11	350m 3:42.77
			31.14	32.25	32.31	33.07	32.67	32.66
								31.32
59	7	3	MURRAY Nathan	TENN	1997	0.69	4:15.00	19.71
	50m	28.34	100m 1:00.18	150m 1:32.54	200m 2:04.81	250m 2:37.43	300m 3:10.44	350m 3:43.11
			31.84	32.36	32.27	32.62	33.01	32.67
								31.89
60	7	8	KWINTER Charlie	ESWI	◆ 2004	0.62	4:15.09	19.80
	50m	28.89	100m 1:00.14	150m 1:31.90	200m 2:04.41	250m 2:36.81	300m 3:09.48	350m 3:42.56
			31.25	31.76	32.51	32.40	32.67	33.08
								32.53
61	3	7	BLAYLOCK Ford	UN-MR	1999	0.77	4:15.11	19.82
	50m	27.97	100m 58.87	150m 1:30.93	200m 2:03.76	250m 2:36.34	300m 3:09.46	350m 3:42.38
			30.90	32.06	32.83	32.58	33.12	32.92
								32.73
62	8	4	PISHKO Jacob	BSS	◆ 2003	0.58	4:17.84	22.55
	50m	29.08	100m 1:01.19	150m 1:33.78	200m 2:06.55	250m 2:39.55	300m 3:12.99	350m 3:46.16
			32.11	32.59	32.77	33.00	33.44	33.17
								31.68
63	9	5	NGAN Owen	UN-OR	◆ 2003	0.70	4:22.21	26.92
	50m	30.20	100m 1:02.77	150m 1:36.06	200m 2:09.14	250m 2:42.29	300m 3:15.81	350m 3:49.47
			32.57	33.29	33.08	33.15	33.52	33.66
								32.74
	1	4	FALLS Tanner	UN-MR	2001			DNS
	7	5	SELISKAR Andrew	CAL	1996			DNS
	8	5	ROSELY Zane	CW	◆ 2002			DNS

Legend:		
A	Qualified for final A	AR Americas Record
C	Qualified for final C	CR Championship Record
DNS	Did Not Start	R.T. Reaction Time
US	US Open Record	WJ World Junior Record
◆	Junior swimmer	WR World Record
B	Qualified for final B	
D	Qualified for final D	
R?	Involved in swim-off (reserve)	

Official Timekeeping by Omega





2020 Tyr Pro Swim Series

Knoxville, TN

January 16 - 19, 2020

Event 11 18 JAN 2020 - 09:30

Women's 200m Butterfly

Heats

Start List

Event Number 11

	Record	Splits			Name	Club Code	Location	Date
WR	2:01.81	27.19	58.08	1:30.20	LIU Zige	CHN	Jinan (CHN)	21 OCT 2009
US	2:05.87	28.69	1:00.13	1:32.72	FLICKINGER Hali	USA	Irvine, CA (USA)	25 JUL 2018
CR	2:06.76				ADAMS Cammile	USA	Austin (USA)	1 JAN 2012
AR	2:04.14	28.79	1:00.57	1:32.49	MOHLER Mary	USA	Roma (ITA)	29 JUL 2009
WJ	2:06.29				HASEGAWA Suzuka	JPN	Aichi (JPN)	13 APR 2017

Heat 1 of 6

Lane	Name	Club Code	Year of	Entry Time	Time	Rank
3	GRIMES Katie	SAND	◆ 2006	2:21.86		
4	PARKINSON Maxine	DLTA	2002	2:21.05		
5	RAINEY Grace	MAC-NC	◆ 2004	2:21.47		
6	POO-CHEONG Elodie	DACA	1996	2:19.01		

Heat 2 of 6

Lane	Name	Club Code	Year of	Entry Time	Time	Rank
1	RANDALL Katherine	RIPT	◆ 2003	2:19.98		
2	YEGRES COTTIN Maria	SCLN	◆ 2005	2:19.58		
3	WEYANT Emma	SYS	2001	2:19.40		
4	CECH Hannah	LAKY	2002	2:17.51		
5	HENSLER Rhianna	CW	2001	2:17.53		
6	D'EMANUELE Peyton	AQJT	2002	2:19.44		
7	DAHMEN Jeanne	PCSC	2002	2:19.83		
8	DENIGAN Mariah	LAK	◆ 2003	2:20.08		

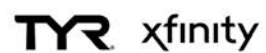
Heat 3 of 6

Lane	Name	Club Code	Year of	Entry Time	Time	Rank
1	QUASS Berit	DSMY	2002	2:14.66		
2	RIMAT Karlie	MMSC	1999	2:18.83		
3	LANNING Mackenzie	LAK	◆ 2004	2:18.58		
4	CRAIG Winter	RIPT	2001	2:17.68		
5	WITKUS Amanda	GS	◆ 2004	2:18.35		
6	SIMS Bella	SAND	◆ 2005	2:18.60		
7	BARR Savannah	SYS	2002	2:18.86		
8	CHANG Whitney	UN-MR	1999	2:16.14		

Heat 4 of 6

Lane	Name	Club Code	Year of	Entry Time	Time	Rank
1	McENROE Annika	YSSC	2002	2:16.82		
2	KUWATA Paige	SAND	◆ 2004	2:14.25		
3	HANUS Danielle	CAN	1998	2:11.34		
4	KINGSLEY Megan	ABSC	1996	2:08.26		
5	GINGRICH Leah	HURR	1990	2:09.84		
6	McCARVILLE Kate	SPA-AR	◆ 2003	2:13.16		
7	BEIL Mallory	TENN	2000	2:15.32		
8	MORELLO McKenna	TENN	1999	2:17.40		

Official Timekeeping by Omega





2020 Tyr Pro Swim Series

Knoxville, TN

January 16 - 19, 2020

Event 11

18 JAN 2020 - 09:30

Women's 200m Butterfly

Heats

Start List

Event Number 11

Heat 5 of 6

Lane	Name	Club Code	Year of	Entry Time	Time	Rank
1	McMURRAY Olivia	SWIM	◆ 2003	2:15.94		
2	GORE Morgan	SMST	◆ 2004	2:13.64		
3	ZAVAROS Mabel	OAK	2000	2:11.05		
4	SMITH Regan	RIPT	2002	2:07.26		
5	SEIDT Asia	KYA	1997	2:09.61		
6	SMITH Rebecca	CAN	2000	2:13.15		
7	BURT Maddy	SWIM	2002	2:15.22		
8	MENKHAUS Madeline	MAC-NC	◆ 2003	2:16.93		

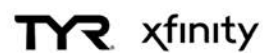
Heat 6 of 6

Lane	Name	Club Code	Year of	Entry Time	Time	Rank
1	PARDUS Elysse	SCSCSC	2001	2:15.78		
2	MASSEY Alex	UN-SE	2001	2:13.40		
3	ROSENDAHL BACH Helena	DEN	2000	2:10.17		
4	FLICKINGER Hali	SUN	1994	2:05.87		
5	DAHLIA Kelsi	CARD	1994	2:09.09		
6	BELLARD Hannah	CW	◆ 2005	2:12.50		
7	McINTOSH Summer	ESWI	◆ 2006	2:15.15		
8	SWEENEY Reagan	SA	◆ 2003	2:16.92		

Legend:

AR Americas Record **CR** Championship Record **US** US Open Record **WJ** World Junior Record
WR World Record ◆ Junior swimmer

Official Timekeeping by Omega





2020 Tyr Pro Swim Series

Knoxville, TN

January 16 - 19, 2020

Event 12 18 JAN 2020 - 09:46

Men's 200m Butterfly

Heats

Start List

Event Number 12

	Record	Splits			Name	Club Code	Location	Date
WR	1:50.73	24.66	52.88	1:21.57	MILAK Kristof	HUN	Gwangju (KOR)	24 JUL 2019
US	1:52.20	25.47	53.75	1:23.04	PHELPS Michael	USA	Omaha, NE (USA)	2 JUL 2008
CR	1:53.84	26.08	54.82	1:23.91	URLANDO Gianluca	USA	Clovis, CA (USA)	14 JUN 2019
AR	1:51.51	24.76	52.88	1:21.93	PHELPS Michael	USA	Roma (ITA)	29 JUL 2009
WJ	1:52.71				MILAK Kristof	HUN	Debrecen (HUN)	28 MAR 2018

Heat 1 of 8

Lane	Name	Club Code	Year of	Entry Time	Time	Rank
1	PISHKO Jacob	BSS	◆ 2003	2:07.69		
2	LIERZ Harrison	EA	◆ 2002	2:07.44		
3	HILLERY Ryan	TIDE	◆ 2003	2:07.03		
4	LORSON Oakley	CSC-MV	◆ 2002	2:06.92		
5	LUCAS Cooper	LAC	◆ 2005	2:06.94		
6	SANDERS Ethan	TENN	1999	2:07.36		
7	BORISOV Alex	BAY	2001	2:07.54		
8	ADEJUMO Philip	NAC	1996	2:02.42		

Heat 2 of 8

Lane	Name	Club Code	Year of	Entry Time	Time	Rank
1	ROSELY Zane	CW	◆ 2002	2:06.36		
2	GUSEV Alexander	SYS	2001	2:05.97		
3	HUSSEY Patrick	PCSC	2001	2:05.61		
4	BROWN Tais	ACAC	◆ 2003	2:05.39		
5	DAVIS Wyatt	CSC-IN	2001	2:05.46		
6	WARD Zach	BKYS	◆ 2002	2:05.85		
7	KANG Conner	LAK	2001	2:06.18		
8	TOWNSEND Patrick	TENN	2000	2:06.91		

Heat 3 of 8

Lane	Name	Club Code	Year of	Entry Time	Time	Rank
1	NELSON Baylor	MAC-NC	◆ 2003	2:05.04		
2	HUSKEY Aj	CSC-MV	◆ 2002	2:04.74		
3	BREHM Alex	LAK	◆ 2002	2:04.60		
4	McINERNY Evan	SA	2001	2:04.45		
5	GRIMES Sawyer	SAND	2001	2:04.58		
6	ESPERNBERGER Martin	UN-FL	◆ 2003	2:04.71		
7	ZUCHOWSKI Josh	FASTFG	◆ 2004	2:04.98		
8	FOLGER Sam	GS	◆ 2002	2:05.32		

Official Timekeeping by Omega





2020 Tyr Pro Swim Series

Knoxville, TN

January 16 - 19, 2020

Event 12

18 JAN 2020 - 09:46

Men's 200m Butterfly

Heats

Start List

Event Number 12

Heat 4 of 8

Lane	Name	Club Code	Year of	Entry Time	Time	Rank
1	HORNE Thomas	TNAQ	2001	2:04.32		
2	AFFELD Jonathan	ALTO	◆ 2002	2:01.96		
3	WILBY Mason	KYA	1999	2:00.63		
4	DARRAGH Mackenzie	CAN	1993	1:56.27		
5	FOSTER Carson	RAYS	2001	1:59.32		
6	GIRAUDEAU Joel	TENN	2000	2:01.30		
7	SIEBERT Tavis	FORK	◆ 2002	2:02.81		
8	BECKER Dylan	SAND	◆ 2002	2:04.45		

Heat 5 of 8

Lane	Name	Club Code	Year of	Entry Time	Time	Rank
1	AL-YAMANI Mokhtar	CW	1997	2:03.93		
2	ARAYA Gabriel	AZFL	1999	2:01.63		
3	ORBE Gabriel	SCAR	◆ 2002	2:00.47		
4	CONGER Jack	CAV	1994	1:55.18		
5	ROSE Dare	SCAR	◆ 2002	1:58.97		
6	HINAWI Marc	TENN	1997	2:01.01		
7	NEFF Alexander	TIDE	2001	2:02.65		
8	VANHERK Brendan	ROD	1999	2:04.40		

Heat 6 of 8

Lane	Name	Club Code	Year of	Entry Time	Time	Rank
1	SOSNOVIK Danylo	PCSC	1999	2:03.32		
2	HEASLEY Ethan	HEAT	2001	2:01.52		
3	ARROYO Jarod	FORK	2001	2:00.11		
4	HARTING Zach	CARD	1997	1:55.05		
5	SELISKAR Andrew	CAL	1996	1:56.73		
6	BRIED Tommy	ACE	◆ 2003	2:00.94		
7	GORE Cris	SMST	◆ 2002	2:02.22		
8	POELKE Boyd	MAC-NC	2001	2:04.38		

Heat 7 of 8

Lane	Name	Club Code	Year of	Entry Time	Time	Rank
2	BELKHELLADI Malachy	PCSC	◆ 2003	2:09.45		
3	LAMOUREUX Gavin	TIDE	◆ 2002	2:04.80		
4	BILBREY James	UN-MR	1999	2:02.92		
5	GEHRIG John	MAC-NC	◆ 2002	2:03.70		
6	VANDEUSEN Jack	BSS	2001	2:07.75		
7	ZUCKER Logan	MAC-NC	◆ 2003	2:10.09		

Heat 8 of 8

Lane	Name	Club Code	Year of	Entry Time	Time	Rank
3	PLUTT John	PCST	◆ 2002	2:08.10		
4	LLOYD Owen	NCAC	2001	2:10.15		
5	FOEHNER Hunter	TOPS	◆ 2003	2:10.15		

Official Timekeeping by Omega





2020 Tyr Pro Swim Series

Knoxville, TN

January 16 - 19, 2020

Event 12

18 JAN 2020 - 09:46

Men's 200m Butterfly

Heats

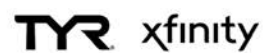
Start List

Event Number 12

Legend:

AR	Americas Record	CR	Championship Record	US	US Open Record	WJ	World Junior Record
WR	World Record	◆	Junior swimmer				

Official Timekeeping by Omega





2020 Tyr Pro Swim Series

Knoxville, TN

January 16 - 19, 2020

Event 13

18 JAN 2020 - 10:02

Women's 50m Freestyle

Heats

Start List

Event Number 13

	Record	Name	Club Code	Location	Date
WR	23.67	SJOESTROEM Sarah	SWE	Budapest (HUN)	29 JUL 2017
US	24.08	BLUME Pernille	USA	Indianapolis, IN (USA)	1 JUN 2019
CR	24.17	SJOSTROM Sarah	SWE	Austin (USA)	1 JAN 2016
AR	23.97	MANUEL Simone	USA	Budapest (HUN)	30 JUL 2017
WJ	24.21	IKEE Rikako	JPN	Tokyo (JPN)	3 APR 2018

Heat 1 of 13

Lane	Name	Club Code	Year of	Entry Time	Time	Rank
1	SHAW Anna	TOPS	2002	26.39		
2	JOHNSON Gigi	SA	◆ 2004	26.35		
3	SOWARDS Elizabeth	MAC-NC	◆ 2003	26.28		
4	YU Audrey	SAND	◆ 2004	26.16		
5	CRUSH Annabel	LAK	2002	26.25		
6	HETRICK Paige	BRAD	2002	26.32		
7	KETSLAKH Abbey	CW	◆ 2003	26.38		
8	ALLEN Mara	SMST	2002	26.40		

Heat 2 of 13

Lane	Name	Club Code	Year of	Entry Time	Time	Rank
1	TEIJONSALO Fanny	SUN	1996	26.13		
2	STADDEN Isabelle	AQJT	2002	26.12		
3	WALSH Alex	NAC	2001	26.08		
4	CHENG Camille	PRVT	1993	26.02		
5	DOO Pyper	NSAC	2002	26.02		
6	SCHMITT Allison	SUN	1990	26.11		
7	UNGARETTI Natalie	TENN	2001	26.12		
8	SICHTERMAN Megan	TENN	1999	26.15		

Heat 3 of 13

Lane	Name	Club Code	Year of	Entry Time	Time	Rank
1	ROTHROCK Trude	TENN	1999	25.97		
2	RUMLEY Jasmine	DSMY	2001	25.96		
3	STRICKLIN Sydney	CW	◆ 2003	25.89		
4	WEIR Amanda	SA	1986	25.85		
5	THOMPSON Cherelle	EAI	1992	25.89		
6	NOVELLINE Carly	WILD	◆ 2004	25.92		
7	SATIANCHOKWISAN Fresh	BSS	◆ 2004	25.97		
8	MOSELEY Stanzi	TENN	1998	26.00		

Official Timekeeping by Omega





2020 Tyr Pro Swim Series

Knoxville, TN

January 16 - 19, 2020

Event 13

18 JAN 2020 - 10:02

Women's 50m Freestyle

Heats

Start List

Event Number 13

Heat 4 of 13

Lane	Name	Club Code	Year of	Entry Time	Time	Rank
1	HINDLEY Isabella	TNAQ	1996	25.66		
2	MACK Linnea	OAQ	1995	25.35		
3	HINDS Natalie	ABSC	1993	25.02		
4	WALSH Gretchen	NAC	◆ 2003	24.71		
5	OSMAN Farida	UN-VA	1995	24.83		
6	KONOPKA Katrina	NCAC	1997	25.25		
7	GRINTER Bailey	TENN	1999	25.40		
8	CRANE Emily	LU	1998	25.82		

Heat 5 of 13

Lane	Name	Club Code	Year of	Entry Time	Time	Rank
1	PONSON Allyson	AZFL	1995	25.61		
2	HENDERSON Hanna	CAN	2002	25.33		
3	DAHLIA Kelsi	CARD	1994	24.99		
4	BROWN Erika	TENN	1998	24.71		
5	COMERFORD Mallory	CARD	1997	24.80		
6	COOPER Grace	DLTA	2002	25.16		
7	OLEKSIK Penny	CAN	2000	25.38		
8	STONE McKenna	FOX	◆ 2003	25.81		

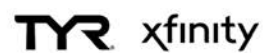
Heat 6 of 13

Lane	Name	Club Code	Year of	Entry Time	Time	Rank
1	GANTRIIS Emily	DEN	1999	25.49		
2	KENDALL Amanda	MVN	1991	25.30		
3	JENSEN Julie	DEN	2000	24.89		
4	MANUEL Simone	ALTO	1996	24.05		
5	GEER Margo	MVN	1992	24.72		
6	WATTEL Marie	LU	1997	25.14		
7	BRO Signe	DEN	1999	25.36		
8	SPADONI Marina	PRVT	1993	25.78		

Heat 7 of 13

Lane	Name	Club Code	Year of	Entry Time	Time	Rank
1	LIANG Christey	EKSC	◆ 2004	26.50		
2	WENG Vivian	GS	2002	26.46		
3	vander LEEK Teagan	EKSC	◆ 2004	26.45		
4	MYERS Amber	SMST	◆ 2003	26.41		
5	DALEY Elan	ESWI	◆ 2005	26.41		
6	BANIC Madeline	TNAQ	1997	26.45		
7	WOODY Julie	SST	1993	26.50		
8	McENROE Kirsti	YSSC	◆ 2004	26.53		

Official Timekeeping by Omega





2020 Tyr Pro Swim Series

Knoxville, TN

January 16 - 19, 2020

Event 13

18 JAN 2020 - 10:02

Women's 50m Freestyle

Heats

Start List

Event Number 13

Heat 8 of 13

Lane	Name	Club Code	Year of	Entry Time	Time	Rank
1	PARKINSON Maxine	DLTA	2002	26.68		
2	MOSES Casaundra	SPA-AR	◆ 2003	26.61		
3	SMITH Jenna	TOPS	◆ 2003	26.56		
4	RUELE Naomi	AGUA	1997	26.54		
5	LEUBNER Molly	DLTA	◆ 2004	26.55		
6	AVILA Julimar	UN-NE	1997	26.61		
7	STEPHENS Julianna	SA	2001	26.62		
8	CALDOW Elle	TIDE	2002	26.69		

Heat 9 of 13

Lane	Name	Club Code	Year of	Entry Time	Time	Rank
1	HERRMANN Danielle	CLOV	1987	26.84		
2	JORGENSEN Jojo	AQJT	2001	26.81		
3	CIEZCZAK Megan	FOX	◆ 2003	26.78		
4	GAINES Riley	KYA	2000	26.74		
5	KERANEN Mia	CW	2002	26.78		
6	D'EMANUELE Peyton	AQJT	2002	26.79		
7	SAMANSKY Abby	TENN	2001	26.81		
8	WONGSO Priscilla	LAC	2001	26.85		

Heat 10 of 13

Lane	Name	Club Code	Year of	Entry Time	Time	Rank
1	BURROUGHS Julia	TNAQ	◆ 2004	26.89		
2	COTHERN Bella	PKWY	2001	26.89		
3	KUCHKAROVA Yulduz	CLOV	1994	26.88		
4	KAPELLER Abigail	UN-MN	◆ 2003	26.87		
5	DAVIS Jessica	DLTA	2001	26.88		
6	RUAN Tiffanie	FOX	2002	26.89		
7	FIGUEROA Marcella	SCAR	◆ 2004	26.89		
8	JOHNSON Carrie	TENN	1997	25.45		

Heat 11 of 13

Lane	Name	Club Code	Year of	Entry Time	Time	Rank
1	WILLIAMS Taylor	AQJT	◆ 2003	26.90		
2	BURT Maddy	SWIM	2002	26.46		
3	BERG Madison	UN-MR	1998	26.21		
4	PARDUS Elysse	SCSCSC	2001	26.09		
5	WALDREP Ellie	BAY	2002	26.15		
6	HUANG Angela	UN-MR	2001	26.22		
7	KARL Abby	EKC	◆ 2003	26.48		
8	WILSON Kayla	TIDE	◆ 2004	26.94		

Official Timekeeping by Omega





2020 Tyr Pro Swim Series

Knoxville, TN

January 16 - 19, 2020

Event 13

18 JAN 2020 - 10:02

Women's 50m Freestyle

Heats

Start List

Event Number 13

Heat 12 of 13

Lane	Name	Club Code	Year of	Entry Time	Time	Rank
1	HUGHES Melina	RIPT	2002	27.34		
2	WATSON-BROWN Logan	BAY	◆ 2003	27.20		
3	SAUICKIE Addie	SYS	◆ 2006	27.01		
4	LENIHAN Emily	LAK	2002	26.95		
5	SAND Adair	UN-FL	2001	26.98		
6	CARDWELL Summer	TBAC	◆ 2004	27.16		
7	MARTIN Allison	FISH	◆ 2003	27.33		
8	BARR Savannah	SYS	2002	27.35		

Heat 13 of 13

Lane	Name	Club Code	Year of	Entry Time	Time	Rank
1	CRAIG Winter	RIPT	2001	27.15		
2	STEGE Rachel	FOX	◆ 2003	26.80		
3	GORDON Jewel	BAY	2001	26.56		
4	MANGAOANG Desirae	MAC-NC	2002	27.35		
5	SILVER Sydney	TOPS	2002	27.36		
6	PEOPLES Olivia	BSS	◆ 2003	26.74		
7	MANION Mara	CSC-MV	◆ 2003	26.82		

Legend:

AR Americas Record CR Championship Record US US Open Record WJ World Junior Record
 WR World Record ◆ Junior swimmer

Official Timekeeping by Omega





2020 Tyr Pro Swim Series

Knoxville, TN

January 16 - 19, 2020

Event 14 18 JAN 2020 - 10:08

Men's 50m Freestyle

Heats

Start List

Event Number 14

	Record	Name	Club Code	Location	Date
WR	20.91	CIELO FILHO Cesar	BRA	Sao Paulo (BRA)	18 DEC 2009
US	21.14	CIELO Cesar	BRA	Indianapolis, IN (USA)	9 JUL 2009
CR	21.56	ADRIAN Nathan	USA	Minneapolis (USA)	1 JAN 2015
AR	21.04	DRESSEL Caeleb	USA	Budapest (HUN)	27 JUL 2017
WJ	21.24	KOLESNIKOV Kliment	RUS	Copenhagen (DEN)	31 DEC 2017

Heat 1 of 10

Lane	Name	Club Code	Year of	Entry Time	Time	Rank
1	AL-YAMANI Mokhtar	CW	1997	23.80		
2	DAVIS Jackson	MAC-NC	◆ 2002	23.74		
3	AYAR Kaan	DM	1995	23.72		
4	PETTY Evan	NAC	◆ 2003	23.70		
5	HOOVER Sam	NCAC	◆ 2003	23.71		
6	YANCHULIS Noah	UN-NJ	1996	23.73		
7	VERHAGE Braga	TENN	1997	23.78		
8	SMITH Giles	SUN	1991	23.80		

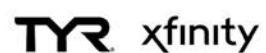
Heat 2 of 10

Lane	Name	Club Code	Year of	Entry Time	Time	Rank
1	SCANLON Scott	TENN	2000	23.56		
2	NICKELSEN Rasmus	DEN	◆ 2003	23.49		
3	FULLUM-HUOT Edouard	PCSC	◆ 2002	23.45		
4	MORALES Josiah	PAQ	1994	23.42		
5	BARR Luke	SCSCMW	◆ 2003	23.45		
6	CROOKS Jordan	CAY	◆ 2002	23.49		
7	COLE William	LAK	2001	23.52		
8	RAAB Tim	TENN	1997	23.64		

Heat 3 of 10

Lane	Name	Club Code	Year of	Entry Time	Time	Rank
1	OLAFSON Carson	CAN	1997	23.35		
2	RYSGAARD Mathias	DEN	1998	23.24		
3	BRIGGS Nolan	TENN	2000	23.15		
4	BJERG Tobias	DEN	1998	23.06		
5	BAILEY Seth	TENN	2000	23.06		
6	MAIN Bayley	GSC-FL	1997	23.20		
7	ZITO Nick	UN-IL	1994	23.33		
8	AIMABLE Steven	AZFL	1999	23.37		

Official Timekeeping by Omega





2020 Tyr Pro Swim Series

Knoxville, TN

January 16 - 19, 2020

Event 14 18 JAN 2020 - 10:08

Men's 50m Freestyle

Heats

Start List

Event Number 14

Heat 4 of 10

Lane	Name	Club Code	Year of	Entry Time	Time	Rank
1	SCHREUDERS Mikel	UN-MV	1998	22.87		
2	LIENDO Joshua	CAN	◆ 2002	22.69		
3	COETZEE Ryan	TNAQ	1995	22.39		
4	HELD Ryan	NYAC	1995	21.87		
5	KISIL Yuri	CAN	1995	22.02		
6	HO Ian	UN-VA	1997	22.43		
7	WETZLAR Peter	KYA	1997	22.77		
8	CALKINS Stephen	UCSC	1998	23.02		

Heat 5 of 10

Lane	Name	Club Code	Year of	Entry Time	Time	Rank
1	JOSA Matthew	CAL	1995	22.86		
2	LEGARD Yusuke	PRVT	1996	22.68		
3	KORSTANJE Nyls	NCS	1999	22.38		
4	APPLE Zach	MVN	1997	21.81		
5	KHALAFALLA Ali	MVN	1996	21.97		
6	CONGER Jack	CAV	1994	22.41		
7	CONNOLLY Alec	TENN	1998	22.72		
8	FLEAGLE Josh	UN-OH	1993	22.95		

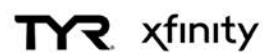
Heat 6 of 10

Lane	Name	Club Code	Year of	Entry Time	Time	Rank
1	IONICHEV Gleb	TENN	1995	22.83		
2	MOLACEK Jacob	WOLF	1995	22.52		
3	FARRIS Dean	HARV	1997	22.32		
4	TANDY Bradley	SUN	1991	21.78		
5	CURTISS David	HACY	◆ 2002	21.95		
6	CHANEY Adam	RAYS	◆ 2002	22.40		
7	BOUGIE Spencer	PCSC	1994	22.70		
8	LEBUKE James	CAN	◆ 2002	22.88		

Heat 7 of 10

Lane	Name	Club Code	Year of	Entry Time	Time	Rank
1	McCORMICK Evan	SMST	2001	24.02		
2	CHAVEZ William	TOPS	2001	23.97		
3	PITTENGER Tj	SA	◆ 2003	23.90		
4	CROSS Kayde	PKWY	◆ 2003	23.82		
5	CAIN Scott	FASTMW	2000	23.85		
6	ABAQUETA Cam	MAC-NC	◆ 2003	23.95		
7	PAULUS Peter	DM	2000	23.99		
8	POELKE Boyd	MAC-NC	2001	24.11		

Official Timekeeping by Omega





2020 Tyr Pro Swim Series

Knoxville, TN

January 16 - 19, 2020

Event 14 18 JAN 2020 - 10:08

Men's 50m Freestyle

Heats

Start List

Event Number 14

Heat 8 of 10

Lane	Name	Club Code	Year of	Entry Time	Time	Rank
1	ZOCK Joshua	UN-MR	1999	22.37		
2	CULETU Justin	UN-PC	◆ 2002	24.23		
3	STANISLAW Evan	YSSC	2001	24.14		
4	COVINGTON Rian	BSS	◆ 2003	24.12		
5	MILLS Lucas	TENN	1999	24.13		
6	BROUGH Mitchell	ROD	2001	24.15		
7	PATE John	UN-PV	1999	24.29		
8	FLEAGLE Justin	UN-OH	2001	22.88		

Heat 9 of 10

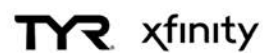
Lane	Name	Club Code	Year of	Entry Time	Time	Rank
1	STOLARSKI Sean Paul	UN-MR	1999	23.40		
2	POWELL Jacob	UN-MR	2001	23.32		
3	McGEE Eien	TENN	2000	23.16		
4	WALSH Josh	TENN	1999	22.97		
5	HEIN Nate	UN-MR	1998	23.07		
6	WEBBER Billy	UN-MR	1999	23.19		
7	HARPER Hogan	UN-MR	1997	23.37		
8	BRICE Luke	TENN	2000	23.46		

Heat 10 of 10

Lane	Name	Club Code	Year of	Entry Time	Time	Rank
1	MILANOVICH Alexander	ESWI	◆ 2002	24.81		
2	LAMOUREUX Gavin	TIDE	◆ 2002	24.63		
3	COTE Lukas	SPA-FL	2001	24.47		
4	HOFF Oskar	TENN	1998	23.54		
5	PALASCHUK Brian	ROD	1998	24.39		
6	KIRK Jackson	BSS	2001	24.60		
7	PLUTT John	PCST	◆ 2002	24.77		
8	HORNE Thomas	TNAQ	2001	24.15		

Legend:	AR Americas Record	CR Championship Record	US US Open Record	WJ World Junior Record
	WR World Record	◆ Junior swimmer		

Official Timekeeping by Omega





2020 Tyr Pro Swim Series

Knoxville, TN

January 16 - 19, 2020

Event 314 18 JAN 2020 - 12:04

Men's 50m Freestyle

Swim-Off

Start List

Event Number 14

	Record	Name	Club Code	Location	Date
WR	20.91	CIELO FILHO Cesar	BRA	Sao Paulo (BRA)	18 DEC 2009
US	21.14	CIELO Cesar	BRA	Indianapolis, IN (USA)	9 JUL 2009
CR	21.56	ADRIAN Nathan	USA	Minneapolis (USA)	1 JAN 2015
AR	21.04	DRESSEL Caeleb	USA	Budapest (HUN)	27 JUL 2017
WJ	21.24	KOLESNIKOV Kliment	RUS	Copenhagen (DEN)	31 DEC 2017

Lane	Name	Club Code	Year of	Qualifying Time	Time	Rank
1	CALKINS Stephen	UCSC	1998	23.89		
2	HOOVER Sam	NCAC	◆ 2003	23.89		
4	BAILEY Seth	TENN	2000	23.44		
5	BOUGIE Spencer	PCSC	1994	23.44		
7	SMITH Giles	SUN	1991	24.31		
8	AIMABLE Steven	AZFL	1999	24.31		

Legend:

AR	Americas Record	CR	Championship Record	US	US Open Record	WJ	World Junior Record
WR	World Record	◆	Junior swimmer				

Official Timekeeping by Omega





2020 Tyr Pro Swim Series

Knoxville, TN

January 16 - 19, 2020

Event 15 18 JAN 2020 - 10:14

Women's 100m Backstroke

Heats

Start List

Event Number 15

	Record	Split	Name	Club Code	Location	Date
WR	57.57	27.74	SMITH Regan	USA	Gwangju (KOR)	28 JUL 2019
US	58.00	27.90	BAKER Kathleen	USA	Irvine, CA (USA)	28 JUL 2018
CR	58.73	28.53	SMOLIGA Olivia	USA	Richmond, VA (USA)	12 APR 2019
AR	57.57	27.74	SMITH Regan	USA	Gwangju (KOR)	28 JUL 2019
WJ	57.57	27.74	SMITH Regan	USA	Gwangju (KOR)	28 JUL 2019

Heat 1 of 11

Lane	Name	Club Code	Year of	Entry Time	Time	Rank
1	SOWARDS Elizabeth	MAC-NC	◆ 2003	1:03.89		
2	LANE Nicola	RAYS	2002	1:03.85		
3	KONOPIKA Katrina	NCAC	1997	1:03.78		
4	NOVELLINE Carly	WILD	◆ 2004	1:03.42		
5	MURPHY Rosie	SMST	◆ 2004	1:03.68		
6	MYERS Amber	SMST	◆ 2003	1:03.79		
7	MOSES Casaundra	SPA-AR	◆ 2003	1:03.86		
8	DOO Pyper	NSAC	2002	1:04.35		

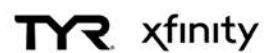
Heat 2 of 11

Lane	Name	Club Code	Year of	Entry Time	Time	Rank
1	KUCHKAROVA Yulduz	CLOV	1994	1:03.21		
2	HINDLEY Isabella	TNAQ	1996	1:03.06		
3	EDWARDS Hana	CAN	◆ 2003	1:02.92		
4	SILVER Sydney	TOPS	2002	1:02.68		
5	LENIHAN Emily	LAK	2002	1:02.71		
6	SHIELDS Kendall	TENN	2000	1:03.00		
7	CALDOW Elle	TIDE	2002	1:03.11		
8	TEIJONSALO Fanny	SUN	1996	1:03.30		

Heat 3 of 11

Lane	Name	Club Code	Year of	Entry Time	Time	Rank
1	OEZTUERK Sonnele	AU	1998	1:02.34		
2	MACK Linnea	OAQ	1995	1:02.06		
3	WALDREP Ellie	BAY	2002	1:02.01		
4	NAZIEBLO Klaudia	UN-VA	1993	1:01.87		
5	MARQUEZ Celina	AZFL	1999	1:01.92		
6	HINDS Natalie	ABSC	1993	1:02.02		
7	KARL Abby	EKC	◆ 2003	1:02.29		
8	RUELE Naomi	AGUA	1997	1:02.58		

Official Timekeeping by Omega





2020 Tyr Pro Swim Series

Knoxville, TN

January 16 - 19, 2020

Event 15 18 JAN 2020 - 10:14

Women's 100m Backstroke

Heats

Start List

Event Number 15

Heat 4 of 11

Lane	Name	Club Code	Year of	Entry Time	Time	Rank
1	HARTY Kaitlin	TENN	1997	1:01.67		
2	CRUSH Annabel	LAK	2002	1:00.74		
3	WALSH Gretchen	NAC	◆ 2003	1:00.26		
4	BACON Phoebe	NCAP	2002	58.63		
5	BRATTON Lisa	AGS	1996	59.76		
6	GOSS Kennedy	GGST	1996	1:00.43		
7	GRINTER Bailey	TENN	1999	1:01.34		
8	CHUNG Casey	CW	2001	1:01.79		

Heat 5 of 11

Lane	Name	Club Code	Year of	Entry Time	Time	Rank
1	GALYER Ali	KYA	1998	1:01.53		
2	SEIDT Asia	KYA	1997	1:00.57		
3	WALSH Alex	NAC	2001	1:00.23		
4	RUCK Taylor	CAN	2000	58.55		
5	STADDEN Isabelle	AQJT	2002	59.69		
6	HANUS Danielle	CAN	1998	1:00.34		
7	HENDERSON Hanna	CAN	2002	1:01.13		
8	HETRICK Paige	BRAD	2002	1:01.73		

Heat 6 of 11

Lane	Name	Club Code	Year of	Entry Time	Time	Rank
1	SORENSEN Sophie	KYA	2000	1:01.39		
2	BROOKS Caitlin	UN-KY	2000	1:00.46		
3	SANCHEZ Kayla	CAN	2001	59.82		
4	SMITH Regan	RIPT	2002	57.57		
5	HANNAH Jade	CAN	2002	59.63		
6	FLICKINGER Hali	SUN	1994	1:00.28		
7	MANUEL Simone	ALTO	1996	1:01.11		
8	KAPELLER Abigail	UN-MN	◆ 2003	1:01.68		

Heat 7 of 11

Lane	Name	Club Code	Year of	Entry Time	Time	Rank
1	SAND Adair	UN-FL	2001	1:04.65		
2	WRIGHT Lauren	ESWI	2002	1:04.59		
3	LANNING Mackenzie	LAK	◆ 2004	1:04.47		
4	BARTON Sarah	MAC-NC	2002	1:04.41		
5	KERN Emma	AQJT	◆ 2005	1:04.46		
6	BATH Angelica	CHEN	2002	1:04.56		
7	SANCHEZ Allie	TOPS	◆ 2004	1:04.60		
8	STRICKLIN Sydney	CW	◆ 2003	1:04.75		

Official Timekeeping by Omega





2020 Tyr Pro Swim Series

Knoxville, TN

January 16 - 19, 2020

Event 15 18 JAN 2020 - 10:14

Women's 100m Backstroke

Heats

Start List

Event Number 15

Heat 8 of 11

Lane	Name	Club Code	Year of	Entry Time	Time	Rank
1	MANION Mara	CSC-MV	◆ 2003	1:02.32		
2	BRO Signe	DEN	1999	1:05.19		
3	STORM Abby	UN-CO	◆ 2004	1:05.07		
4	RICHARDSON Audrey	WILD	2002	1:04.98		
5	HANLON Lydia	ATAC	◆ 2004	1:04.99		
6	YANDLE Ava	MAC-NC	◆ 2003	1:05.13		
7	SICHTERMAN Megan	TENN	1999	1:01.98		
8	KLYAROVSKAYA Anastasia	O2	1994	1:02.34		

Heat 9 of 11

Lane	Name	Club Code	Year of	Entry Time	Time	Rank
1	RUSSELL Claire	MAC-NC	2002	1:02.86		
2	PHELPS Katie	AQJT	2002	1:02.76		
3	SHAW Abigail	EA	2001	1:02.63		
4	GRAHAM Madison	TENN	1997	1:02.53		
5	HURT Lauren	NAC	2001	1:02.62		
6	QUASS Berit	DSMY	2002	1:02.69		
7	GABLE Isabella	TENN	2000	1:02.76		
8	THATCHER Zoe	SST	1996	1:03.03		

Heat 10 of 11

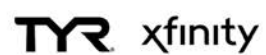
Lane	Name	Club Code	Year of	Entry Time	Time	Rank
1	MENKHAUS Madeline	MAC-NC	◆ 2003	1:06.14		
2	PARDUS Elysse	SCSCSC	2001	1:06.00		
3	MUMFORD Susan	MAC-NC	2002	1:05.78		
4	COOPER Grace	DLTA	2002	1:05.41		
5	DAYTON CESAREO Isabella	CHEN	2002	1:05.64		
6	STOUT Alina	MAC-NC	2001	1:05.95		
7	McENROE Kirsti	YSSC	◆ 2004	1:06.02		
8	RUAN Tiffanie	FOX	2002	1:06.26		

Heat 11 of 11

Lane	Name	Club Code	Year of	Entry Time	Time	Rank
1	LEUBNER Molly	DLTA	◆ 2004	1:05.41		
2	HENSLER Rhianna	CW	2001	1:05.35		
3	NELSON Emme	MAC-NC	2001	1:06.65		
4	YU Audrey	SAND	◆ 2004	1:06.47		
5	SMITH Jenna	TOPS	◆ 2003	1:06.50		
6	HUANG Angela	UN-MR	2001	1:03.94		
7	HUGHES Melina	RIPT	2002	1:05.36		
8	MATTES Michaela	SYS	◆ 2005	1:05.76		

Legend:						
AR	Americas Record	CR	Championship Record	US	US Open Record	WJ World Junior Record
WR	World Record	◆	Junior swimmer			

Official Timekeeping by Omega





2020 Tyr Pro Swim Series

Knoxville, TN

January 16 - 19, 2020

Event 315 18 JAN 2020 - 12:06

Women's 100m Backstroke

Swim-Off

Start List

Event Number 15

	Record	Split	Name	Club Code	Location	Date
WR	57.57	27.74	SMITH Regan	USA	Gwangju (KOR)	28 JUL 2019
US	58.00	27.90	BAKER Kathleen	USA	Irvine, CA (USA)	28 JUL 2018
CR	58.73	28.53	SMOLIGA Olivia	USA	Richmond, VA (USA)	12 APR 2019
AR	57.57	27.74	SMITH Regan	USA	Gwangju (KOR)	28 JUL 2019
WJ	57.57	27.74	SMITH Regan	USA	Gwangju (KOR)	28 JUL 2019

Lane	Name	Club Code	Year of	Qualifying Time	Time	Rank
4	CRUSH Annabel	LAK	2002	1:04.40		
5	SILVER Sydney	TOPS	2002	1:04.40		

Legend:

AR Americas Record **CR** Championship Record **US** US Open Record **WJ** World Junior Record
WR World Record

Official Timekeeping by Omega





2020 Tyr Pro Swim Series

Knoxville, TN

January 16 - 19, 2020

Event 16

18 JAN 2020 - 10:24

Men's 100m Backstroke

Heats

Start List

Event Number 16

	Record	Split	Name	Club Code	Location	Date
WR	51.85	25.13	MURPHY Ryan	USA	Rio de Janeiro (BRA)	13 AUG 2016
US	51.94	25.35	PEIRSOL Aaron	USA	Indianapolis, IN (USA)	8 JUL 2009
CR	52.40		PLUMMER David	USA	Indianapolis (USA)	1 JAN 2016
AR	51.85	25.13	MURPHY Ryan	USA	Rio (BRA)	13 AUG 2016
WJ	52.51		KOLESNIKOV Kliment	RUS	Glasgow (GBR)	6 AUG 2018

Heat 1 of 8

Lane	Name	Club Code	Year of	Entry Time	Time	Rank
1	SCANLON Scott	TENN	2000	56.38		
2	JOSA Matthew	CAL	1995	56.01		
3	NELSON Baylor	MAC-NC	◆ 2003	55.78		
4	McKENRICK Brian	UN-MR	1999	53.59		
5	VERHAGE Braga	TENN	1997	53.64		
6	GRIFFIN Nathan	TOPS	◆ 2002	55.90		
7	CALKINS Stephen	UCSC	1998	56.27		
8	SKAANING Daniel	DEN	1993	56.45		

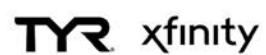
Heat 2 of 8

Lane	Name	Club Code	Year of	Entry Time	Time	Rank
1	SMITH Holden	RPC	◆ 2003	58.78		
2	SIMONS Nick	LOSC	◆ 2004	58.64		
3	PETTY Evan	NAC	◆ 2003	58.40		
4	DAVIS Jackson	MAC-NC	◆ 2002	58.32		
5	WOODBURY Max	HEAT	2000	58.38		
6	STEWART Sam	UN-MS	1997	58.46		
7	URIBE Brian	SCAR	◆ 2003	58.69		
8	BARNETT Wes	MAC-NC	◆ 2002	58.87		

Heat 3 of 8

Lane	Name	Club Code	Year of	Entry Time	Time	Rank
1	RYSGAARD Mathias	DEN	1998	58.18		
2	REDMOND Lawrence	NCAP	2000	58.10		
3	ABAQUETA Cam	MAC-NC	◆ 2003	57.95		
4	MICELI Mateo	SCSCMW	◆ 2002	57.63		
5	KNOX Finlay	CAN	2001	57.76		
6	LIENDO Joshua	CAN	◆ 2002	58.06		
7	AIMABLE Steven	AZFL	1999	58.13		
8	CROSS Kayde	PKWY	◆ 2003	58.31		

Official Timekeeping by Omega





2020 Tyr Pro Swim Series

Knoxville, TN

January 16 - 19, 2020

Event 16

18 JAN 2020 - 10:24

Men's 100m Backstroke

Heats

Start List

Event Number 16

Heat 4 of 8

Lane	Name	Club Code	Year of	Entry Time	Time	Rank
1	COLE William	LAK	2001	57.01		
2	ZUCHOWSKI Josh	FASTFG	◆ 2004	55.99		
3	HILL Robert	UCSC	1996	55.18		
4	FARRIS Dean	HARV	1997	53.93		
5	GARCIA Matthew	TENN	1998	54.93		
6	SONG Andy Xianyang	CAL	1998	55.75		
7	KHALAFALLA Ali	MVN	1996	56.32		
8	MANION William	MAC-WI	1993	57.62		

Heat 5 of 8

Lane	Name	Club Code	Year of	Entry Time	Time	Rank
1	CONNOLLY Alec	TENN	1998	56.64		
2	BINNEMA Josiah	CAN	1997	55.98		
3	BOHMAN Bryce	PW	1990	55.06		
4	ACEVEDO Javier	AJAX	1998	53.90		
5	REILMAN Joey	TNAQ	1997	54.68		
6	ZENG Tim	CHEN	1997	55.74		
7	MAIN Bayley	GSC-FL	1997	56.14		
8	BLEVINS-BOOR Ben	TENN	1999	57.42		

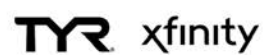
Heat 6 of 8

Lane	Name	Club Code	Year of	Entry Time	Time	Rank
1	MURRAY Nathan	TENN	1997	56.61		
2	MORALES Yeziel	AZFL	1996	55.78		
3	CHANEY Adam	RAYS	◆ 2002	54.96		
4	RESS Justin	WOLF	1997	53.26		
5	DAVIS Wyatt	CSC-IN	2001	54.14		
6	BAILEY Seth	TENN	2000	55.62		
7	LIERZ Harrison	EA	◆ 2002	56.08		
8	FLEAGLE Justin	UN-OH	2001	57.04		

Heat 7 of 8

Lane	Name	Club Code	Year of	Entry Time	Time	Rank
1	DEVINE Owen	TENN	1999	59.78		
2	STANISLAW Evan	YSSC	2001	59.59		
3	McCORMICK Evan	SMST	2001	59.26		
4	GORE Cris	SMST	◆ 2002	56.60		
5	BROUGH Mitchell	ROD	2001	59.03		
6	COTE Lukas	SPA-FL	2001	59.39		
7	STOKES Richie	UCSC	2000	59.69		
8	LEIGHNINGER Ian	DR	2001	1:00.33		

Official Timekeeping by Omega





2020 Tyr Pro Swim Series

Knoxville, TN

January 16 - 19, 2020

Event 16

18 JAN 2020 - 10:24

Men's 100m Backstroke

Heats

Start List

Event Number 16

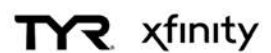
Heat 8 of 8

Lane	Name	Club Code	Year of	Entry Time	Time	Rank
3	FOLGER Sam	GS	◆ 2002	1:00.64		
4	MILLER Brandon	NCAC	◆ 2003	1:00.43		
5	MONAHAN Conall	MAC-NC	◆ 2002	1:00.46		
6	GIRAUDEAU Joel	TENN	2000	57.84		

Legend:

AR	Americas Record	CR	Championship Record	US	US Open Record	WJ	World Junior Record
WR	World Record	◆	Junior swimmer				

Official Timekeeping by Omega





2020 Tyr Pro Swim Series

Knoxville, TN

January 16 - 19, 2020

Event 17

18 JAN 2020 - 10:35

Women's 200m Breaststroke

Heats

Start List

Event Number 17

	Record	Splits		Name	Club Code	Location	Date	
WR	2:19.11	31.80	1:07.27	1:42.89	PEDERSEN Rikke	USA	Barcelona (ESP)	1 AUG 2013
US	2:20.38	31.78	1:06.82	1:43.13	SONI Rebecca	USA	Indianapolis, IN (USA)	11 JUL 2009
CR	2:20.77	33.08	1:08.87	1:44.90	LAZOR Annie	USA	Bloomington (USA)	19 MAY 2019
AR	2:19.59	32.49	1:08.10	1:43.95	SONI Rebecca	USA	London (GBR)	2 AUG 2012
WJ	2:19.64	32.10	1:07.59	1:43.52	GUNES Viktoria	TUR	Singapore (SGP)	30 AUG 2015

Heat 1 of 9

Lane	Name	Club Code	Year of	Entry Time	Time	Rank
1	DEEDY Anne	EKC	◆ 2004	2:39.08		
2	MUHITCH Seanna	LAC	◆ 2006	2:38.64		
3	KOUTAVAS Madison	BSS	2002	2:37.94		
4	BOGGS Lillie	BAY	◆ 2005	2:37.79		
5	LUGBILL Ashley	RAYS	2002	2:37.82		
6	BACON Phoebe	NCAP	2002	2:38.00		
7	LO Jade	ESWI	◆ 2004	2:38.86		
8	HERRMANN Danielle	CLOV	1987	2:28.88		

Heat 2 of 9

Lane	Name	Club Code	Year of	Entry Time	Time	Rank
1	DENNIS Holley	TOPS	2002	2:37.38		
2	KEMENY Saige	ATAC	2001	2:36.75		
3	JACOBY Lydia	STSC	◆ 2004	2:35.80		
4	MENDENHALL Olivia	SPA-AR	◆ 2003	2:35.14		
5	LIBLER Jordyn	CW	◆ 2003	2:35.27		
6	OWNBEY Hannah	YSSC	2001	2:36.35		
7	McGANN Bridget	DLTA	◆ 2006	2:36.90		
8	WEYANT Emma	SYS	2001	2:37.61		

Heat 3 of 9

Lane	Name	Club Code	Year of	Entry Time	Time	Rank
1	BROUWER Aubree	SPA-AR	◆ 2003	2:34.18		
2	GUAN Xiaoyun	CHEN	◆ 2003	2:33.92		
3	SYKES Emily	TENN	1998	2:33.60		
4	LUGBILL Reese	RAYS	2002	2:32.99		
5	WEYANT Gracie	SYS	◆ 2005	2:33.20		
6	NELSON Emme	MAC-NC	2001	2:33.88		
7	ANDISON Bailey	MVN	1997	2:34.00		
8	BARAKEY Lauren	TIDE	2002	2:34.54		

Official Timekeeping by Omega





2020 Tyr Pro Swim Series

Knoxville, TN

January 16 - 19, 2020

Event 17

18 JAN 2020 - 10:35

Women's 200m Breaststroke

Heats

Start List

Event Number 17

Heat 4 of 9

Lane	Name	Club Code	Year of	Entry Time	Time	Rank
1	DAVISON Chase	TOPS	◆ 2004	2:31.74		
2	YEUNG Jamie	CW	1997	2:29.81		
3	DAVEY Gillian	UN-KY	2001	2:26.80		
4	ESCOBEDO Emily	COND	1995	2:22.00		
5	SUMRALL Micah	CGSC	1990	2:24.20		
6	HANSSON Sophie	NCS	1998	2:27.80		
7	JOHNSON Gigi	SA	◆ 2004	2:30.69		
8	FOLEY Sally	PCAC	2002	2:32.21		

Heat 5 of 9

Lane	Name	Club Code	Year of	Entry Time	Time	Rank
1	RAINEY Grace	MAC-NC	◆ 2004	2:31.73		
2	YAGER Alexis	TENN	1998	2:29.63		
3	ULYETT Jocelyn	LU	1995	2:25.79		
4	GALAT Bethany	AGS	1995	2:21.84		
5	COX Madisyn	TXLA	1995	2:23.84		
6	POPOV Nikol	TENN	1999	2:27.49		
7	MORLEY Laura	BAH	1996	2:30.21		
8	MANGAOANG Desirae	MAC-NC	2002	2:32.04		

Heat 6 of 9

Lane	Name	Club Code	Year of	Entry Time	Time	Rank
1	McENROE Annika	YSSC	2002	2:31.53		
2	CIEPLUCHA Tess	TENN	1998	2:29.59		
3	MARGALIS Melanie	SPA-FL	1991	2:24.62		
4	LAZOR Annie	MVN	1994	2:20.77		
5	SMITH Kierra	CAN	1994	2:23.62		
6	BONNETT Bailey	KYA	1998	2:27.35		
7	WEBER Emma	TOPS	◆ 2004	2:29.90		
8	CURTIS Brynn	YORK	2002	2:31.75		

Heat 7 of 9

Lane	Name	Club Code	Year of	Entry Time	Time	Rank
1	BRADAC Sophia	TOPS	2001	2:34.82		
2	JANNASCH Jady	LAC	2002	2:33.54		
3	PEOPLES Olivia	BSS	◆ 2003	2:33.14		
4	WAGNER Annika	WILD	2002	2:30.62		
5	HOLMAN Hannah	TENN	1996	2:32.56		
6	NGUYEN Mandolin	UN-MR	2001	2:33.32		
7	MARTIN Mary	DSMY	◆ 2003	2:34.36		
8	WETTELAND Kelly	PA	◆ 2004	2:34.85		

Official Timekeeping by Omega





2020 Tyr Pro Swim Series

Knoxville, TN

January 16 - 19, 2020

Event 17

18 JAN 2020 - 10:35

Women's 200m Breaststroke

Heats

Start List

Event Number 17

Heat 8 of 9

Lane	Name	Club Code	Year of	Entry Time	Time	Rank
1	SHAW Anna	TOPS	2002	2:39.66		
2	DAVIS Laura	MAC-NC	2002	2:39.47		
3	PARDUS Kaila	SCSCSC	2002	2:36.58		
4	PARKINSON Maxine	DLTA	2002	2:36.04		
5	GRAHAM Madison	TENN	1997	2:36.35		
6	HAMBLIN Kaylee	MSA	◆ 2003	2:37.05		
7	HWANG Emma	CHEN	◆ 2004	2:39.65		

Heat 9 of 9

Lane	Name	Club Code	Year of	Entry Time	Time	Rank
3	PLATEK Ella	NAC	2002	2:41.19		
4	GIESLER Emily	ROSE	2001	2:40.49		
5	CHAHBANDOUR Claire	TOPS	◆ 2003	2:41.62		

Legend:

AR Americas Record **CR** Championship Record **US** US Open Record **WJ** World Junior Record
WR World Record ◆ Junior swimmer

Official Timekeeping by Omega





2020 Tyr Pro Swim Series

Knoxville, TN

January 16 - 19, 2020

Event 18 18 JAN 2020 - 10:53

Men's 200m Breaststroke

Heats

Start List

Event Number 18

	Record	Splits		Name	Club Code	Location	Date
WR	2:06.12	29.73	1:02.22	1:34.23	CHUPKOV Anton	RUS Gwangju (KOR)	26 JUL 2019
US	2:07.17	29.21	1:01.67	1:34.19	PRENOT Josh	USA Omaha, NE (USA)	30 JUN 2016
CR	2:08.95				WILSON Andrew	USA Atlanta (USA)	1 JAN 2018
AR	2:07.17	29.21	1:01.67	1:34.19	PRENOT Josh	USA Omaha, NE (USA)	30 JUN 2016
WJ	2:07.35				QIN Haiyang	CHN Tianjin (CHN)	1 SEP 2017

Heat 1 of 7

Lane	Name	Club Code	Year of	Entry Time	Time	Rank
1	TIPPETT Will	BAY	2001	2:28.01		
2	EWING Kendall	TIDE	◆2002	2:20.72		
3	PENNEY Tyler	FASTMW	1999	2:18.77		
4	PAULUS Peter	DM	2000	2:18.56		
5	MONAHAN Conall	MAC-NC	◆2002	2:18.57		
6	BATSON Henry	TOPS	◆2002	2:19.94		
7	ABAQUETA Cam	MAC-NC	◆2003	2:20.89		
8	HOUK Harper	ACAC	2001	2:28.23		

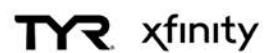
Heat 2 of 7

Lane	Name	Club Code	Year of	Entry Time	Time	Rank
1	MARCH Christian	PAQ	1996	2:24.98		
2	SWIFT Sean	SMST	◆2002	2:24.36		
3	McINERNY Evan	SA	2001	2:23.52		
4	BORISOV Alex	BAY	2001	2:23.22		
5	MASSEY Luke	TENN	2000	2:23.34		
6	BRETZMANN Peter	NCAC	◆2003	2:23.68		
7	KANG Conner	LAK	2001	2:24.72		
8	KAYE Parker	TENN	1998	2:16.35		

Heat 3 of 7

Lane	Name	Club Code	Year of	Entry Time	Time	Rank
1	GARCIA Kyle	SMST	◆2002	2:22.50		
2	CULJAT Lance	EKC	1998	2:22.13		
3	HOUSE Grant	SUN	1998	2:21.87		
4	WORTH Daniel	EKC	◆2002	2:21.41		
5	FUNK Richard	CAN	1992	2:21.78		
6	DEGRIJZE Kevin	SA	◆2002	2:22.09		
7	SCHOLTZ Will	LAK	◆2004	2:22.22		
8	DILLARD Jarel	TENN	2000	2:22.99		

Official Timekeeping by Omega





2020 Tyr Pro Swim Series

Knoxville, TN

January 16 - 19, 2020

Event 18

18 JAN 2020 - 10:53

Men's 200m Breaststroke

Heats

Start List

Event Number 18

Heat 4 of 7

Lane	Name	Club Code	Year of	Entry Time	Time	Rank
1	HOOVER Sam	NCAC	◆ 2003	2:20.43		
2	LONG Bryar	ACAC	1997	2:18.65		
3	WICH-GLASEN Nils	UN-SC	1994	2:15.87		
4	FINK Nicolas	ABSC	1993	2:08.16		
5	DERGOUSOFF James	CHEN	1996	2:12.33		
6	KAMMINGA Frederik	EKSC	1998	2:17.28		
7	HOULIE Michael	TENN	2000	2:19.11		
8	POLISHCHUK Oleksiy	SCAR	1999	2:20.81		

Heat 5 of 7

Lane	Name	Club Code	Year of	Entry Time	Time	Rank
1	HONG Joseph	PCAC	◆ 2003	2:20.33		
2	ARROYO Jarod	FORK	2001	2:17.54		
3	RUTTER Jonathan	UN-VA	1996	2:14.35		
4	WILSON Andrew	ABSC	1993	2:07.77		
5	CLAVERIE Carlos	CARD	1996	2:11.71		
6	FINNERTY Ian	MVN	1996	2:16.70		
7	CHAMPLIN Brett	TENN	2000	2:19.05		
8	PHILLIPS Michael	AQJT	◆ 2004	2:20.71		

Heat 6 of 7

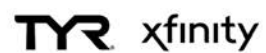
Lane	Name	Club Code	Year of	Entry Time	Time	Rank
1	BARR Luke	SCSCMW	◆ 2003	2:20.22		
2	COTE Tristan	UCSC	1995	2:17.38		
3	ZITO Nick	UN-IL	1994	2:13.17		
4	LICON Will	TXLA	1994	2:07.62		
5	McKEE Anton	PRVT	1993	2:10.32		
6	THOMAS Wes	ALTO	1995	2:16.16		
7	BREHM Alex	LAK	◆ 2002	2:18.85		
8	WOLFF Sebastian	TOPS	◆ 2003	2:20.64		

Heat 7 of 7

Lane	Name	Club Code	Year of	Entry Time	Time	Rank
3	STANLEY Matt	CAC	2000	2:21.99		
4	HUSKEY Aj	CSC-MV	◆ 2002	2:28.37		
5	GUSEV Alexander	SYS	2001	2:28.78		

Legend:	AR Americas Record	CR Championship Record	US US Open Record	WJ World Junior Record
	WR World Record	◆ Junior swimmer		

Official Timekeeping by Omega





2020 Tyr Pro Swim Series

Knoxville, TN

January 16 - 19, 2020

Event 19

18 JAN 2020 - 11:10

Women's 400m Freestyle

Heats

Start List

Event Number 19

	Record	Splits			Name	Club Code	Location	Date
WR	3:56.46	57.05	1:57.11	2:57.62	LEDECKY Katie	USA	Rio de Janeiro (BRA)	7 AUG 2016
US	3:57.94	57.07	1:57.70	2:58.15	LEDECKY Katie	USA	Indianapolis, IN (USA)	17 MAY 2018
CR	3:57.94	57.07	1:57.70	2:58.15	LEDECKY Katie	USA	Indianapolis, IN (USA)	17 MAY 2018
AR	3:56.46	57.05	1:57.11	2:57.62	LEDECKY Katie	USA	Rio (BRA)	7 AUG 2016
WJ	3:58.37	57.87	1:58.30	2:58.74	LEDECKY Katie	USA	Gold Coast (AUS)	21 AUG 2014

Heat 1 of 8

Lane	Name	Club Code	Year of	Entry Time	Time	Rank
1	CHANG Claudia	AQJT	2002	4:26.13		
2	WILSON Kayla	TIDE	◆ 2004	4:24.76		
3	DUNFORD Abby	SAND	◆ 2006	4:21.26		
4	KATZER Danika	TENN	2000	4:19.77		
5	LANNING Mackenzie	LAK	◆ 2004	4:19.93		
6	KNAPP Sophia	TIDE	◆ 2004	4:24.62		
7	ALLEN Mara	SMST	2002	4:26.02		
8	VETKOETTER Clare	TFA	◆ 2003	4:26.47		

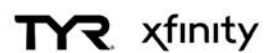
Heat 2 of 8

Lane	Name	Club Code	Year of	Entry Time	Time	Rank
1	TRABA Mercedes	SYS	◆ 2003	4:19.12		
2	BELLARD Hannah	CW	◆ 2005	4:23.68		
3	BARR Savannah	SYS	2002	4:22.93		
4	McCARVILLE Kate	SPA-AR	◆ 2003	4:22.69		
5	WATTS Stella Grace	ATAC	◆ 2003	4:22.83		
6	GANTRIIS Emily	DEN	1999	4:23.22		
7	WAGNER Annika	WILD	2002	4:17.51		
8	RANDALL Katherine	RIPT	◆ 2003	4:19.54		

Heat 3 of 8

Lane	Name	Club Code	Year of	Entry Time	Time	Rank
1	CALDOW Elle	TIDE	2002	4:21.74		
2	McENROE Kirsti	YSSC	◆ 2004	4:21.24		
3	WEIR Amanda	SA	1986	4:19.82		
4	KUWATA Paige	SAND	◆ 2004	4:19.38		
5	ROSS Kyla	CAN	2001	4:19.67		
6	MILLER Hayden	CFSC	◆ 2004	4:20.48		
7	CARDWELL Summer	TBAC	◆ 2004	4:21.28		
8	SAUICKIE Addie	SYS	◆ 2006	4:21.97		

Official Timekeeping by Omega





2020 Tyr Pro Swim Series

Knoxville, TN

January 16 - 19, 2020

Event 19

18 JAN 2020 - 11:10

Women's 400m Freestyle

Heats

Start List

Event Number 19

Heat 4 of 8

Lane	Name	Club Code	Year of	Entry Time	Time	Rank
1	McCULLOH Abigail	SA	2002	4:15.82		
2	JUNGBLUT Viviane	GNU	1996	4:15.41		
3	RAAB Meaghan	NAC	1996	4:14.28		
4	McMURRAY Olivia	SWIM	◆ 2003	4:13.18		
5	ROSENDAHL BACH Helena	DEN	2000	4:13.49		
6	MATTES Michaela	SYS	◆ 2005	4:14.35		
7	BELLIO Katrina	ESWI	◆ 2004	4:15.74		
8	ALVAREZ Maria	TNAQ	1989	4:18.48		

Heat 5 of 8

Lane	Name	Club Code	Year of	Entry Time	Time	Rank
1	SIMS Bella	SAND	◆ 2005	4:11.62		
2	LUDLOW Danica	UCSC	1996	4:10.86		
3	SULLIVAN Erica	SAND	2000	4:08.70		
4	FLICKINGER Hali	SUN	1994	4:06.72		
5	STEGE Rachel	FOX	◆ 2003	4:08.30		
6	FRERIKS Geena	KYA	1996	4:08.91		
7	NUNAN Amanda	TENN	1999	4:11.58		
8	GOSS Kennedy	GGST	1996	4:12.36		

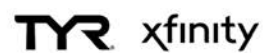
Heat 6 of 8

Lane	Name	Club Code	Year of	Entry Time	Time	Rank
1	GRIMES Katie	SAND	◆ 2006	4:11.61		
2	WEYANT Emma	SYS	2001	4:09.07		
3	SCHMITT Allison	SUN	1990	4:08.46		
4	MEITZ Kaersten	BA	1995	4:05.80		
5	O'CROININ Emma	EKSC	◆ 2003	4:08.11		
6	PADINGTON Mackenzie	CAN	1999	4:08.82		
7	ACKMAN Alyson	PCSC	1993	4:11.08		
8	DENIGAN Mariah	LAK	◆ 2003	4:12.23		

Heat 7 of 8

Lane	Name	Club Code	Year of	Entry Time	Time	Rank
1	OWNBEY Hannah	YSSC	2001	4:27.48		
2	DAVIS Jessica	DLTA	2001	4:24.96		
3	LIANG Christey	EKSC	◆ 2004	4:27.96		
4	JANSEN Ella	ESWI	◆ 2005	4:26.99		
5	LANE Nicola	RAYS	2002	4:27.06		
6	DAVIE Alicia	SYS	2002	4:23.38		
7	LUGBILL Ashley	RAYS	2002	4:25.35		

Official Timekeeping by Omega





2020 Tyr Pro Swim Series

Knoxville, TN

January 16 - 19, 2020

Event 19

18 JAN 2020 - 11:10

Women's 400m Freestyle

Heats

Start List

Event Number 19

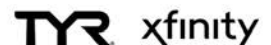
Heat 8 of 8

Lane	Name	Club Code	Year of	Entry Time	Time	Rank
3	RAINEY Grace	MAC-NC	◆ 2004	4:30.40		
4	BOGGS Lillie	BAY	◆ 2005	4:27.84		
5	WEYANT Gracie	SYS	◆ 2005	4:29.22		

Legend:

AR	Americas Record	CR	Championship Record	US	US Open Record	WJ	World Junior Record
WR	World Record	◆	Junior swimmer				

Official Timekeeping by Omega





2020 Tyr Pro Swim Series

Knoxville, TN

January 16 - 19, 2020

Event 20

18 JAN 2020 - 11:40

Men's 400m Freestyle

Heats

Start List

Event Number 20

	Record	Splits			Name	Club Code	Location	Date
WR	3:40.07	54.42	1:51.02	2:47.17	BIEDERMANN Paul	GER	Rome (ITA)	26 JUL 2009
US	3:43.53	54.67	1:51.14	2:47.52	JENSEN Larsen	USA	Omaha, NE (USA)	29 JUN 2008
CR	3:43.55				YANG Sun	JPN	Santa Clara (USA)	1 JAN 2016
AR	3:42.78	54.86	1:51.91	2:48.07	JENSEN Larsen	USA	Beijing (CHN)	10 AUG 2008
WJ	3:44.60	53.35	1:50.26	2:47.72	HORTON Mack	AUS	Brisbane (AUS)	1 APR 2014

Heat 1 of 9

Lane	Name	Club Code	Year of	Entry Time	Time	Rank
1	SANDERS Ethan	TENN	1999	4:05.07		
2	PLIUSKAITIS Stuart	SNOW	2000	4:04.31		
3	CRANFIELD Conor	SWIM	◆ 2002	4:03.81		
4	FALLS Tanner	UN-MR	2001	4:03.35		
5	ATKINSON Ike	MAC-NC	2001	4:03.62		
6	SHEPPARD Aj	CLOV	◆ 2002	4:04.30		
7	LI Stanford	PCSC	◆ 2002	4:04.78		
8	ROBINS Philippe	PCSC	◆ 2002	4:05.09		

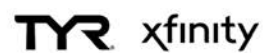
Heat 2 of 9

Lane	Name	Club Code	Year of	Entry Time	Time	Rank
1	MOHAMMED Kareem	ROD	2000	4:02.58		
2	LUCAS Cooper	LAC	◆ 2005	4:02.42		
3	LLOYD Owen	NCAC	2001	4:01.54		
4	RICE Sam	TNAQ	1996	4:00.96		
5	VANDEUSEN Jack	BSS	2001	4:01.00		
6	SIMPSON Blake	SMSC	2001	4:02.30		
7	ZUCKER Logan	MAC-NC	◆ 2003	4:02.55		
8	ARAYA Gabriel	AZFL	1999	4:02.81		

Heat 3 of 9

Lane	Name	Club Code	Year of	Entry Time	Time	Rank
1	STEWART Sam	UN-MS	1997	4:00.52		
2	MORALES Yeziel	AZFL	1996	3:59.82		
3	HEDLIN Eric	CAN	1993	3:59.09		
4	BECKER Dylan	SAND	◆ 2002	3:58.80		
5	ZAKALA Josh	CAN	1998	3:59.03		
6	PONCE de LEON Rafael	BSS	2000	3:59.61		
7	BLAYLOCK Ford	UN-MR	1999	3:59.95		
8	BROWN Eric	PCSC	◆ 2002	4:00.82		

Official Timekeeping by Omega





2020 Tyr Pro Swim Series

Knoxville, TN

January 16 - 19, 2020

Event 20

18 JAN 2020 - 11:40

Men's 400m Freestyle

Heats

Start List

Event Number 20

Heat 4 of 9

Lane	Name	Club Code	Year of	Entry Time	Time	Rank
1	REYNOLDS Parker	SMSC	◆ 2004	3:58.15		
2	HUSSEY Patrick	PCSC	2001	3:58.11		
3	HINAWI Marc	TENN	1997	3:57.02		
4	HERON David	MVN	1995	3:56.55		
5	OLAFSON Carson	CAN	1997	3:56.71		
6	McGILLIVRAY Michal	ROD	◆ 2002	3:57.44		
7	FOSTER Carson	RAYS	2001	3:58.14		
8	OLIVER Sam	SNOW	◆ 2002	3:58.36		

Heat 5 of 9

Lane	Name	Club Code	Year of	Entry Time	Time	Rank
1	ABBOTT Taylor	TENN	1998	3:55.76		
2	BROTHERS Peter	UCSC	1996	3:53.20		
3	ACOSTA Marcelo	CARD	1996	3:50.61		
4	SMITH Kieran	UN-FL	2000	3:47.72		
5	WIESER Chris	DART	1995	3:48.69		
6	ROSE Dare	SCAR	◆ 2002	3:51.41		
7	COTE Tristan	UCSC	1995	3:54.76		
8	McDONALD Jacob	RAYS	◆ 2002	3:56.18		

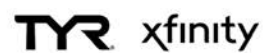
Heat 6 of 9

Lane	Name	Club Code	Year of	Entry Time	Time	Rank
1	HOUSE Grant	SUN	1998	3:54.87		
2	NORGAARD Alexander	DEN	2000	3:52.78		
3	BAGSHAW Jeremy	CAN	1992	3:49.52		
4	GROTHER Zane	BCH	1992	3:45.32		
5	MITCHELL Jake	CSC-IN	2001	3:47.95		
6	MAGAHEY Jake	SA	2001	3:50.70		
7	HEASLEY Ethan	HEAT	2001	3:53.81		
8	GRIMES Sawyer	SAND	2001	3:56.16		

Heat 7 of 9

Lane	Name	Club Code	Year of	Entry Time	Time	Rank
1	HIGDON Stuart	ATAC	◆ 2003	4:05.57		
2	GUSEV Alexander	SYS	2001	4:00.66		
3	MURRAY Nathan	TENN	1997	3:55.08		
4	STAUNCH Ryan	SWIM	◆ 2002	4:05.28		
5	SELISKAR Andrew	CAL	1996	3:45.82		
6	LIN Kevin	UN-MR	2000	3:57.36		
7	CUSTER Liam	SYS	◆ 2004	4:00.90		
8	KWINTER Charlie	ESWI	◆ 2004	4:06.08		

Official Timekeeping by Omega





2020 Tyr Pro Swim Series

Knoxville, TN

January 16 - 19, 2020

Event 20

18 JAN 2020 - 11:40

Men's 400m Freestyle

Heats

Start List

Event Number 20

Heat 8 of 9

Lane	Name	Club Code	Year of	Entry Time	Time	Rank
1	TAYLOR Andrew	TBAC	◆ 2004	4:09.87		
2	DON James	SCAR	◆ 2003	4:08.30		
3	MILLER Brandon	NCAC	◆ 2003	4:07.86		
4	PISHKO Jacob	BSS	◆ 2003	4:07.26		
5	ROSELY Zane	CW	◆ 2002	4:07.78		
6	COTE Ben	SPA-FL	◆ 2003	4:08.21		
7	ANDERSON Jack	LAK	◆ 2003	4:08.63		

Heat 9 of 9

Lane	Name	Club Code	Year of	Entry Time	Time	Rank
3	MONAHAN Conall	MAC-NC	◆ 2002	4:06.57		
4	GEHRIG John	MAC-NC	◆ 2002	4:32.13		
5	NGAN Owen	UN-OR	◆ 2003	4:06.37		

Legend:

AR Americas Record CR Championship Record US US Open Record WJ World Junior Record
 WR World Record ◆ Junior swimmer

Official Timekeeping by Omega





2020 Tyr Pro Swim Series

Knoxville, TN

January 16 - 19, 2020

Event 314 18 JAN 2020 - 12:04

Men's 50m Freestyle

Swim-Off

Results

Event Number 14

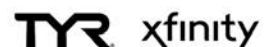
	Record	Name	Club Code	Location	Date
WR	20.91	CIELO FILHO Cesar	BRA	Sao Paulo (BRA)	18 DEC 2009
US	21.14	CIELO Cesar	BRA	Indianapolis, IN (USA)	9 JUL 2009
CR	21.56	ADRIAN Nathan	USA	Minneapolis (USA)	1 JAN 2015
AR	21.04	DRESSEL Caeleb	USA	Budapest (HUN)	27 JUL 2017
WJ	21.24	KOLESNIKOV Kliment	RUS	Copenhagen (DEN)	31 DEC 2017

Rank	Lane	Name	Club Code	R.T.	Time	Time Behind
1	5	BOUGIE Spencer	PCSC	0.65	23.36	
2	4	BAILEY Seth	TENN	0.63	23.40	0.04
3	1	CALKINS Stephen	UCSC	0.63	23.65	0.29
4	2	HOOVER Sam	NCAC	0.62	23.82	0.46
5	8	AIMABLE Steven	AZFL	0.61	23.91	0.55
6	7	SMITH Giles	SUN	0.58	24.07	0.71

Legend:

AR	Americas Record	CR	Championship Record	R.T.	Reaction Time	US	US Open Record
WJ	World Junior Record	WR	World Record				

Official Timekeeping by Omega





2020 Tyr Pro Swim Series

Knoxville, TN

January 16 - 19, 2020

Event 315 18 JAN 2020 - 11:39

Women's 100m Backstroke

Swim-Off

Results

Event Number 15

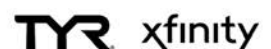
	Record	Split	Name	Club Code	Location	Date
WR	57.57	27.74	SMITH Regan	USA	Gwangju (KOR)	28 JUL 2019
US	58.00	27.90	BAKER Kathleen	USA	Irvine, CA (USA)	28 JUL 2018
CR	58.73	28.53	SMOLIGA Olivia	USA	Richmond, VA (USA)	12 APR 2019
AR	57.57	27.74	SMITH Regan	USA	Gwangju (KOR)	28 JUL 2019
WJ	57.57	27.74	SMITH Regan	USA	Gwangju (KOR)	28 JUL 2019

Rank	Lane	Name	Club Code	R.T.	50m	Time	Time Behind
1	4	CRUSH Annabel	LAK	0.63	(2) 30.73	1:03.21 32.48	
2	5	SILVER Sydney	TOPS	0.71	(1) 30.71	1:03.38 32.67	0.17

Legend:

AR Americas Record **CR** Championship Record **R.T.** Reaction Time **US** US Open Record
WJ World Junior Record **WR** World Record

Official Timekeeping by Omega





2020 Tyr Pro Swim Series

Knoxville, TN

January 16 - 19, 2020

Event 111 18 JAN 2020 - 06:30

Women's 200m Butterfly

Final

Start List

Event Number 11

	Record	Splits			Name	Club Code	Location	Date
WR	2:01.81	27.19	58.08	1:30.20	LIU Zige	CHN	Jinan (CHN)	21 OCT 2009
US	2:05.87	28.69	1:00.13	1:32.72	FLICKINGER Hali	USA	Irvine, CA (USA)	25 JUL 2018
CR	2:06.76				ADAMS Cammile	USA	Austin (USA)	1 JAN 2012
AR	2:04.14	28.79	1:00.57	1:32.49	MOHLER Mary	USA	Roma (ITA)	29 JUL 2009
WJ	2:06.29				HASEGAWA Suzuka	JPN	Aichi (JPN)	13 APR 2017

Final B

Lane	Name	Club Code	Year of	Qualifying Time	Time	Rank
1	BELLARD Hannah	CW	◆ 2005	2:16.89		
2	GORE Morgan	SMST	◆ 2004	2:16.27		
3	HANUS Danielle	CAN	1998	2:15.99		
4	McCARVILLE Kate	SPA-AR	◆ 2003	2:15.01		
5	MASSEY Alex	UN-SE	2001	2:15.57		
6	SIMS Bella	SAND	◆ 2005	2:16.24		
7	MENKHAUS Madeline	MAC-NC	◆ 2003	2:16.68		
8	McINTOSH Summer	ESWI	◆ 2006	2:16.99		

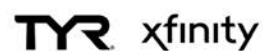
Final A

Lane	Name	Club Code	Year of	Qualifying Time	Time	Rank
1	ZAVAROS Mabel	OAK	2000	2:12.46		
2	GINGRICH Leah	HURR	1990	2:11.96		
3	ROSENDAHL BACH Helena	DEN	2000	2:11.17		
4	FLICKINGER Hali	SUN	1994	2:08.54		
5	SMITH Regan	RIPT	2002	2:11.13		
6	KINGSLEY Megan	ABSC	1996	2:11.64		
7	SEIDT Asia	KYA	1997	2:12.28		
8	DAHLIA Kelsi	CARD	1994	2:14.99		

Final C

Lane	Name	Club Code	Year of	Qualifying Time	Time	Rank
1	PARDUS Elysse	SCSCSC	2001	2:19.16		
2	WITKUS Amanda	GS	◆ 2004	2:18.17		
3	YEGRES COTTIN Maria	SCLN	◆ 2005	2:18.07		
4	McMURRAY Olivia	SWIM	◆ 2003	2:17.84		
5	KUWATA Paige	SAND	◆ 2004	2:17.86		
6	BURT Maddy	SWIM	2002	2:18.14		
7	SWEENEY Reagan	SA	◆ 2003	2:18.44		
8	CRAIG Winter	RIPT	2001	2:19.53		

Official Timekeeping by Omega





2020 Tyr Pro Swim Series

Knoxville, TN

January 16 - 19, 2020

Event 111 18 JAN 2020 - 06:30

Women's 200m Butterfly

Final

Start List

Event Number 11

Final D

Lane	Name	Club Code	Year of	Qualifying Time	Time	Rank
1	RANDALL Katherine	RIPT	◆ 2003	2:22.83		
2	MORELLO McKenna	TENN	1999	2:21.36		
3	LANNING Mackenzie	LAK	◆ 2004	2:21.05		
4	RIMAT Karlie	MMSC	1999	2:19.97		
5	QUASS Berit	DSMY	2002	2:20.90		
6	BEIL Mallory	TENN	2000	2:21.34		
7	PARKINSON Maxine	DLTA	2002	2:21.50		
8	BARR Savannah	SYS	2002	2:23.14		

Reserves

Name	Club Code	Year of	Qualifying Time	Time	Rank
RAINEY Grace	MAC-NC	◆ 2004	2:24.37		
HENSLER Rhianna	CW	2001	2:25.38		

Legend:

AR Americas Record CR Championship Record US US Open Record WJ World Junior Record
 WR World Record ◆ Junior swimmer

Official Timekeeping by Omega





2020 Tyr Pro Swim Series

Knoxville, TN

January 16 - 19, 2020

Event 112 18 JAN 2020 - 06:40

Men's 200m Butterfly

Final

Start List

Event Number 12

	Record	Splits			Name	Club Code	Location	Date
WR	1:50.73	24.66	52.88	1:21.57	MILAK Kristof	HUN	Gwangju (KOR)	24 JUL 2019
US	1:52.20	25.47	53.75	1:23.04	PHELPS Michael	USA	Omaha, NE (USA)	2 JUL 2008
CR	1:53.84	26.08	54.82	1:23.91	URLANDO Gianluca	USA	Clovis, CA (USA)	14 JUN 2019
AR	1:51.51	24.76	52.88	1:21.93	PHELPS Michael	USA	Roma (ITA)	29 JUL 2009
WJ	1:52.71				MILAK Kristof	HUN	Debrecen (HUN)	28 MAR 2018

Final B

Lane	Name	Club Code	Year of	Qualifying Time	Time	Rank
1	WARD Zach	BKYS	◆ 2002	2:04.84		
2	HINAWI Marc	TENN	1997	2:04.38		
3	BRIED Tommy	ACE	◆ 2003	2:03.17		
4	FOLGER Sam	GS	◆ 2002	2:02.73		
5	ORBE Gabriel	SCAR	◆ 2002	2:03.00		
6	ARAYA Gabriel	AZFL	1999	2:03.63		
7	AFFELD Jonathan	ALTO	◆ 2002	2:04.77		
8	CONGER Jack	CAV	1994	2:04.84		

Final A

Lane	Name	Club Code	Year of	Qualifying Time	Time	Rank
1	GORE Cris	SMST	◆ 2002	2:02.23		
2	ARROYO Jarod	FORK	2001	2:01.77		
3	FOSTER Carson	RAYS	2001	2:00.86		
4	HARTING Zach	CARD	1997	2:00.63		
5	WILBY Mason	KYA	1999	2:00.75		
6	DARRAGH Mackenzie	CAN	1993	2:00.95		
7	SELISKAR Andrew	CAL	1996	2:02.01		
8	ROSE Dare	SCAR	◆ 2002	2:02.56		

Final C

Lane	Name	Club Code	Year of	Qualifying Time	Time	Rank
1	BECKER Dylan	SAND	◆ 2002	2:06.87		
2	SOSNOVIK Danylo	PCSC	1999	2:06.41		
3	McINERNY Evan	SA	2001	2:05.53		
4	HEASLEY Ethan	HEAT	2001	2:05.22		
5	GRIMES Sawyer	SAND	2001	2:05.39		
6	GUSEV Alexander	SYS	2001	2:06.23		
7	HORNE Thomas	TNAQ	2001	2:06.77		
8	SANDERS Ethan	TENN	1999	2:07.29		

Official Timekeeping by Omega





2020 Tyr Pro Swim Series

Knoxville, TN

January 16 - 19, 2020

Event 112 18 JAN 2020 - 06:40

Men's 200m Butterfly

Final

Start List

Event Number 12

Final D

Lane	Name	Club Code	Year of	Qualifying Time	Time	Rank
1	ROSELY Zane	CW	◆ 2002	2:08.98		
2	ESPERNBERGER Martin	UN-FL	◆ 2003	2:08.57		
3	GIRAUDEAU Joel	TENN	2000	2:07.60		
4	BREHM Alex	LAK	◆ 2002	2:07.34		
5	LUCAS Cooper	LAC	◆ 2005	2:07.38		
6	BROWN Tais	ACAC	◆ 2003	2:08.33		
7	NEFF Alexander	TIDE	2001	2:08.87		
8	GEHRIG John	MAC-NC	◆ 2002	2:09.03		

Reserves

Name	Club Code	Year of	Qualifying Time	Time	Rank
POELKE Boyd	MAC-NC	2001	2:09.08		
NELSON Baylor	MAC-NC	◆ 2003	2:09.18		

Legend:

AR Americas Record CR Championship Record US US Open Record WJ World Junior Record
 WR World Record ◆ Junior swimmer

Official Timekeeping by Omega





2020 Tyr Pro Swim Series

Knoxville, TN

January 16 - 19, 2020

Event 113 18 JAN 2020 - 06:49

Women's 50m Freestyle

Final

Start List

Event Number 13

	Record	Name	Club Code	Location	Date
WR	23.67	SJOESTROEM Sarah	SWE	Budapest (HUN)	29 JUL 2017
US	24.08	BLUME Pernille	USA	Indianapolis, IN (USA)	1 JUN 2019
CR	24.17	SJOSTROM Sarah	SWE	Austin (USA)	1 JAN 2016
AR	23.97	MANUEL Simone	USA	Budapest (HUN)	30 JUL 2017
WJ	24.21	IKEE Rikako	JPN	Tokyo (JPN)	3 APR 2018

Final B

Lane	Name	Club Code	Year of	Qualifying Time	Time	Rank
1	GRINTER Bailey	TENN	1999	25.87		
2	MACK Linnea	OAQ	1995	25.82		
3	SPADONI Marina	PRVT	1993	25.78		
4	DAHLIA Kelsi	CARD	1994	25.70		
5	BRO Signe	DEN	1999	25.73		
6	WALSH Alex	NAC	2001	25.81		
7	GANTRIIS Emily	DEN	1999	25.82		
8	RUMLEY Jasmine	DSMY	2001	25.87		

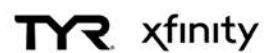
Final A

Lane	Name	Club Code	Year of	Qualifying Time	Time	Rank
1	WALSH Gretchen	NAC	♦ 2003	25.55		
2	JENSEN Julie	DEN	2000	25.35		
3	GEER Margo	MVN	1992	25.03		
4	MANUEL Simone	ALTO	1996	24.85		
5	BROWN Erika	TENN	1998	24.92		
6	WATTEL Marie	LU	1997	25.28		
7	COMERFORD Mallory	CARD	1997	25.48		
8	HINDS Natalie	ABSC	1993	25.62		

Final C

Lane	Name	Club Code	Year of	Qualifying Time	Time	Rank
1	BANIC Madeline	TNAQ	1997	26.11		
2	KONOPKA Katrina	NCAC	1997	26.02		
3	KENDALL Amanda	MVN	1991	25.96		
4	HINDLEY Isabella	TNAQ	1996	25.91		
5	THOMPSON Cherelle	EAI	1992	25.92		
6	SCHMITT Allison	SUN	1990	25.96		
7	OSMAN Farida	UN-VA	1995	26.06		
8	HENDERSON Hanna	CAN	2002	26.16		

Official Timekeeping by Omega





2020 Tyr Pro Swim Series

Knoxville, TN

January 16 - 19, 2020

Event 113 18 JAN 2020 - 06:49

Women's 50m Freestyle

Final

Start List

Event Number 13

Final D

Lane	Name	Club Code	Year of	Qualifying Time	Time	Rank
1	YU Audrey	SAND	◆ 2004	26.41		
2	vander LEEK Teagan	EKSC	◆ 2004	26.38		
3	CRANE Emily	LU	1998	26.34		
4	HETRICK Paige	BRAD	2002	26.25		
5	STONE McKenna	FOX	◆ 2003	26.33		
6	NOVELLINE Carly	WILD	◆ 2004	26.37		
7	CHENG Camille	PRVT	1993	26.40		
8	ROTHROCK Trude	TENN	1999	26.42		

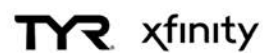
Reserves

Name	Club Code	Year of	Qualifying Time	Time	Rank
PONSON Allyson	AZFL	1995	26.43		
GAINES Riley	KYA	2000	26.48		

Legend:

AR Americas Record **CR** Championship Record **US** US Open Record **WJ** World Junior Record
WR World Record ◆ Junior swimmer

Official Timekeeping by Omega





2020 Tyr Pro Swim Series

Knoxville, TN

January 16 - 19, 2020

Event 114 18 JAN 2020 - 06:55

Men's 50m Freestyle

Final

Start List

Event Number 14

	Record	Name	Club Code	Location	Date
WR	20.91	CIELO FILHO Cesar	BRA	Sao Paulo (BRA)	18 DEC 2009
US	21.14	CIELO Cesar	BRA	Indianapolis, IN (USA)	9 JUL 2009
CR	21.56	ADRIAN Nathan	USA	Minneapolis (USA)	1 JAN 2015
AR	21.04	DRESSEL Caeleb	USA	Budapest (HUN)	27 JUL 2017
WJ	21.24	KOLESNIKOV Kliment	RUS	Copenhagen (DEN)	31 DEC 2017

Final B

Lane	Name	Club Code	Year of	Qualifying Time	Time	Rank
1	RYSGAARD Mathias	DEN	1998	23.26		
2	COETZEE Ryan	TNAQ	1995	23.17		
3	SCHREUDERS Mikel	UN-MV	1998	23.11		
4	LEGARD Yusuke	PRVT	1996	22.98		
5	HO Ian	UN-VA	1997	23.00		
6	WETZLAR Peter	KYA	1997	23.16		
7	CONNOLLY Alec	TENN	1998	23.17		
8	BOUGIE Spencer	PCSC	1994	23.44		

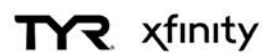
Final A

Lane	Name	Club Code	Year of	Qualifying Time	Time	Rank
1	MOLACEK Jacob	WOLF	1995	22.83		
2	KISIL Yuri	CAN	1995	22.78		
3	KHALAFALLA Ali	MVN	1996	22.72		
4	KORSTANJE Nyls	NCS	1999	22.15		
5	CURTISS David	HACY	◆ 2002	22.61		
6	HELD Ryan	NYAC	1995	22.75		
7	APPLE Zach	MVN	1997	22.80		
8	CHANEY Adam	RAYS	◆ 2002	22.93		

Final C

Lane	Name	Club Code	Year of	Qualifying Time	Time	Rank
1	LEBUKE James	CAN	◆ 2002	23.66		
2	FLEAGLE Josh	UN-OH	1993	23.52		
3	BRIGGS Nolan	TENN	2000	23.47		
4	BAILEY Seth	TENN	2000	23.44		
5	AYAR Kaan	DM	1995	23.46		
6	FLEAGLE Justin	UN-OH	2001	23.49		
7	LIENDO Joshua	CAN	◆ 2002	23.54		
8	ZOCK Joshua	UN-MR	1999	23.73		

Official Timekeeping by Omega





2020 Tyr Pro Swim Series

Knoxville, TN

January 16 - 19, 2020

Event 114 18 JAN 2020 - 06:55

Men's 50m Freestyle

Final

Start List

Event Number 14

Final D

Lane	Name	Club Code	Year of	Qualifying Time	Time	Rank
1	BARR Luke	SCSCMW	◆ 2003	23.94		
2	CALKINS Stephen	UCSC	1998	23.89		
3	CAIN Scott	FASTMW	2000	23.87		
4	MORALES Josiah	PAQ	1994	23.76		
5	CROOKS Jordan	CAY	◆ 2002	23.86		
6	ZITO Nick	UN-IL	1994	23.88		
7	HOOVER Sam	NCAC	◆ 2003	23.89		
8	FULLUM-HUOT Edouard	PCSC	◆ 2002	23.94		

Reserves

Name	Club Code	Year of	Qualifying Time	Time	Rank
YANCHULIS Noah	UN-NJ	1996	23.95		
CROSS Kayde	PKWY	◆ 2003	23.95		

Legend:

AR Americas Record **CR** Championship Record **US** US Open Record **WJ** World Junior Record
WR World Record ◆ Junior swimmer

Official Timekeeping by Omega





2020 Tyr Pro Swim Series

Knoxville, TN

January 16 - 19, 2020

Event 115 18 JAN 2020 - 07:02

Women's 100m Backstroke

Final

Start List

Event Number 15

	Record	Split	Name	Club Code	Location	Date
WR	57.57	27.74	SMITH Regan	USA	Gwangju (KOR)	28 JUL 2019
US	58.00	27.90	BAKER Kathleen	USA	Irvine, CA (USA)	28 JUL 2018
CR	58.73	28.53	SMOLIGA Olivia	USA	Richmond, VA (USA)	12 APR 2019
AR	57.57	27.74	SMITH Regan	USA	Gwangju (KOR)	28 JUL 2019
WJ	57.57	27.74	SMITH Regan	USA	Gwangju (KOR)	28 JUL 2019

Final B

Lane	Name	Club Code	Year of	Qualifying Time	Time	Rank
1	HANUS Danielle	CAN	1998	1:02.42		
2	BROOKS Caitlin	UN-KY	2000	1:02.31		
3	NAZIEBLO Klaudia	UN-VA	1993	1:02.09		
4	GOSS Kennedy	GGST	1996	1:01.97		
5	SORENSEN Sophie	KYA	2000	1:02.05		
6	WALSH Gretchen	NAC	◆ 2003	1:02.20		
7	HARTY Kaitlin	TENN	1997	1:02.38		
8	OEZTUERK Sonnele	AU	1998	1:02.53		

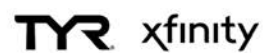
Final A

Lane	Name	Club Code	Year of	Qualifying Time	Time	Rank
1	RUCK Taylor	CAN	2000	1:01.54		
2	STADDEN Isabelle	AQJT	2002	1:00.45		
3	BACON Phoebe	NCAP	2002	1:00.25		
4	SMITH Regan	RIPT	2002	59.00		
5	BRATTON Lisa	AGS	1996	1:00.22		
6	HANNAH Jade	CAN	2002	1:00.41		
7	WALSH Alex	NAC	2001	1:01.07		
8	SEIDT Asia	KYA	1997	1:01.64		

Final C

Lane	Name	Club Code	Year of	Qualifying Time	Time	Rank
1	MURPHY Rosie	SMST	◆ 2004	1:03.41		
2	WALDREP Ellie	BAY	2002	1:03.04		
3	GALYER Ali	KYA	1998	1:02.92		
4	CHUNG Casey	CW	2001	1:02.73		
5	HETRICK Paige	BRAD	2002	1:02.82		
6	EDWARDS Hana	CAN	◆ 2003	1:03.02		
7	SHIELDS Kendall	TENN	2000	1:03.16		
8	KAPPELLER Abigail	UN-MN	◆ 2003	1:03.48		

Official Timekeeping by Omega





2020 Tyr Pro Swim Series

Knoxville, TN

January 16 - 19, 2020

Event 115 18 JAN 2020 - 07:02

Women's 100m Backstroke

Final

Start List

Event Number 15

Final D

Lane	Name	Club Code	Year of	Qualifying Time	Time	Rank
1	MYERS Amber	SMST	◆ 2003	1:03.84		
2	KERN Emma	AQJT	◆ 2005	1:03.70		
3	KUCHKAROVA Yulduz	CLOV	1994	1:03.56		
4	HINDLEY Isabella	TNAQ	1996	1:03.49		
5	HENDERSON Hanna	CAN	2002	1:03.56		
6	KLYAROVSKAYA Anastasia	O2	1994	1:03.68		
7	TEIJONSALO Fanny	SUN	1996	1:03.74		
8	MARQUEZ Celina	AZFL	1999	1:03.93		

Reserves

Name	Club Code	Year of	Qualifying Time	Time	Rank
LANE Nicola	RAYS	2002	1:04.37		
CRUSH Annabel	LAK	2002	1:04.40		

Legend:

AR Americas Record **CR** Championship Record **US** US Open Record **WJ** World Junior Record
WR World Record ◆ Junior swimmer

Official Timekeeping by Omega





2020 Tyr Pro Swim Series

Knoxville, TN

January 16 - 19, 2020

Event 116 18 JAN 2020 - 07:09

Men's 100m Backstroke

Final

Start List

Event Number 16

	Record	Split	Name	Club Code	Location	Date
WR	51.85	25.13	MURPHY Ryan	USA	Rio de Janeiro (BRA)	13 AUG 2016
US	51.94	25.35	PEIRSOL Aaron	USA	Indianapolis, IN (USA)	8 JUL 2009
CR	52.40		PLUMMER David	USA	Indianapolis (USA)	1 JAN 2016
AR	51.85	25.13	MURPHY Ryan	USA	Rio (BRA)	13 AUG 2016
WJ	52.51		KOLESNIKOV Kliment	RUS	Glasgow (GBR)	6 AUG 2018

Final B

Lane	Name	Club Code	Year of	Qualifying Time	Time	Rank
1	FLEAGLE Justin	UN-OH	2001	57.50		
2	BAILEY Seth	TENN	2000	57.28		
3	DAVIS Wyatt	CSC-IN	2001	56.63		
4	BOHMAN Bryce	PW	1990	56.50		
5	HILL Robert	UCSC	1996	56.55		
6	MAIN Bayley	GSC-FL	1997	56.66		
7	KNOX Finlay	CAN	2001	57.35		
8	LIERZ Harrison	EA	◆ 2002	57.55		

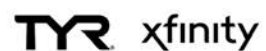
Final A

Lane	Name	Club Code	Year of	Qualifying Time	Time	Rank
1	FARRIS Dean	HARV	1997	56.39		
2	STEWART Sam	UN-MS	1997	56.31		
3	REILMAN Joey	TNAQ	1997	56.01		
4	RESS Justin	WOLF	1997	54.53		
5	ACEVEDO Javier	AJAX	1998	55.79		
6	GARCIA Matthew	TENN	1998	56.19		
7	SONG Andy Xianyang	CAL	1998	56.39		
8	JOSA Matthew	CAL	1995	56.39		

Final C

Lane	Name	Club Code	Year of	Qualifying Time	Time	Rank
1	PETTY Evan	NAC	◆ 2003	58.16		
2	SKAANING Daniel	DEN	1993	58.09		
3	MANION William	MAC-WI	1993	57.98		
4	COLE William	LAK	2001	57.86		
5	MICELI Mateo	SCSCMW	◆ 2002	57.94		
6	RYSGAARD Mathias	DEN	1998	57.99		
7	CONNOLLY Alec	TENN	1998	58.16		
8	MORALES Yeziel	AZFL	1996	58.16		

Official Timekeeping by Omega





2020 Tyr Pro Swim Series

Knoxville, TN

January 16 - 19, 2020

Event 116 18 JAN 2020 - 07:09

Men's 100m Backstroke

Final

Start List

Event Number 16

Final D

Lane	Name	Club Code	Year of	Qualifying Time	Time	Rank
1	ZENG Tim	CHEN	1997	58.82		
2	REDMOND Lawrence	UN-PV	2000	58.68		
3	ZUCHOWSKI Josh	FASTFG	◆ 2004	58.36		
4	STOKES Richie	UCSC	2000	58.33		
5	CROSS Kayde	PKWY	◆ 2003	58.33		
6	SIMONS Nick	LOSC	◆ 2004	58.49		
7	NELSON Baylor	MAC-NC	◆ 2003	58.78		
8	ABAQUETA Cam	MAC-NC	◆ 2003	58.91		

Reserves

Name	Club Code	Year of	Qualifying Time	Time	Rank
GRIFFIN Nathan	TOPS	◆ 2002	59.22		
SMITH Holden	RPC	◆ 2003	59.58		

Legend:

AR Americas Record **CR** Championship Record **US** US Open Record **WJ** World Junior Record
WR World Record ◆ Junior swimmer

Official Timekeeping by Omega





2020 Tyr Pro Swim Series

Knoxville, TN

January 16 - 19, 2020

Event 117 18 JAN 2020 - 07:17

Women's 200m Breaststroke

Final

Start List

Event Number 17

	Record	Splits		Name	Club Code	Location	Date
WR	2:19.11	31.80	1:07.27	1:42.89	PEDERSEN Rikke	USA	Barcelona (ESP) 1 AUG 2013
US	2:20.38	31.78	1:06.82	1:43.13	SONI Rebecca	USA	Indianapolis, IN (USA) 11 JUL 2009
CR	2:20.77	33.08	1:08.87	1:44.90	LAZOR Annie	USA	Bloomington (USA) 19 MAY 2019
AR	2:19.59	32.49	1:08.10	1:43.95	SONI Rebecca	USA	London (GBR) 2 AUG 2012
WJ	2:19.64	32.10	1:07.59	1:43.52	GUNES Viktoria	TUR	Singapore (SGP) 30 AUG 2015

Final B

Lane	Name	Club Code	Year of	Qualifying Time	Time	Rank
1	CURTIS Brynn	YORK	2002	2:34.86		
2	BONNETT Bailey	KYA	1998	2:34.12		
3	YAGER Alexis	TENN	1998	2:32.47		
4	HANSSON Sophie	NCS	1998	2:31.52		
5	DAVEY Gillian	UN-KY	2001	2:31.83		
6	MORLEY Laura	BAH	1996	2:32.71		
7	WEYANT Gracie	SYS	◆ 2005	2:34.57		
8	YEUNG Jamie	CW	1997	2:36.25		

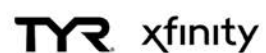
Final A

Lane	Name	Club Code	Year of	Qualifying Time	Time	Rank
1	CIEPLUCHA Tess	TENN	1998	2:30.84		
2	ESCOBEDO Emily	COND	1995	2:30.16		
3	MARGALIS Melanie	SPA-FL	1991	2:29.57		
4	LAZOR Annie	MVN	1994	2:28.45		
5	COX Madisyn	TXLA	1995	2:28.45		
6	GALAT Bethany	AGS	1995	2:29.67		
7	SMITH Kierra	CAN	1994	2:30.17		
8	ULYETT Jocelyn	LU	1995	2:31.35		

Final C

Lane	Name	Club Code	Year of	Qualifying Time	Time	Rank
1	WEYANT Emma	SYS	2001	2:38.06		
2	ANDISON Bailey	MVN	1997	2:37.26		
3	SYKES Emily	TENN	1998	2:37.24		
4	POPOV Nikol	TENN	1999	2:36.90		
5	FOLEY Sally	PCAC	2002	2:36.98		
6	MENDENHALL Olivia	SPA-AR	◆ 2003	2:37.24		
7	NELSON Emme	MAC-NC	2001	2:37.96		
8	OWNBEY Hannah	YSSC	2001	2:38.16		

Official Timekeeping by Omega





2020 Tyr Pro Swim Series

Knoxville, TN

January 16 - 19, 2020

Event 117 18 JAN 2020 - 07:17

Women's 200m Breaststroke

Final

Start List

Event Number 17

Final D

Lane	Name	Club Code	Year of	Qualifying Time	Time	Rank
1	DAVISON Chase	TOPS	◆ 2004	2:39.88		
2	BOGGS Lillie	BAY	◆ 2005	2:39.56		
3	JOHNSON Gigi	SA	◆ 2004	2:39.39		
4	GUAN Xiaoyun	CHEN	◆ 2003	2:38.32		
5	LIBLER Jordyn	CW	◆ 2003	2:38.59		
6	MUHITCH Seanna	LAC	◆ 2006	2:39.51		
7	WEBER Emma	TOPS	◆ 2004	2:39.71		
8	MANGAOANG Desirae	MAC-NC	2002	2:41.33		

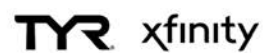
Reserves

Name	Club Code	Year of	Qualifying Time	Time	Rank
KOUTAVAS Madison	BSS	2002	2:41.50		
DEEDY Anne	EKC	◆ 2004	2:41.67		

Legend:

AR Americas Record CR Championship Record US US Open Record WJ World Junior Record
 WR World Record ◆ Junior swimmer

Official Timekeeping by Omega





2020 Tyr Pro Swim Series

Knoxville, TN

January 16 - 19, 2020

Event 118 18 JAN 2020 - 07:27

Men's 200m Breaststroke

Final

Start List

Event Number 18

	Record	Splits		Name	Club Code	Location	Date
WR	2:06.12	29.73	1:02.22	1:34.23	CHUPKOV Anton	RUS Gwangju (KOR)	26 JUL 2019
US	2:07.17	29.21	1:01.67	1:34.19	PRENOT Josh	USA Omaha, NE (USA)	30 JUN 2016
CR	2:08.95				WILSON Andrew	USA Atlanta (USA)	1 JAN 2018
AR	2:07.17	29.21	1:01.67	1:34.19	PRENOT Josh	USA Omaha, NE (USA)	30 JUN 2016
WJ	2:07.35				QIN Haiyang	CHN Tianjin (CHN)	1 SEP 2017

Final B

Lane	Name	Club Code	Year of	Qualifying Time	Time	Rank
1	WILSON Andrew	ABSC	1993	2:22.12		
2	KAMMINGA Frederik	EKSC	1998	2:20.67		
3	CULJAT Lance	EKC	1998	2:20.12		
4	ARROYO Jarod	FORK	2001	2:19.42		
5	THOMAS Wes	ALTO	1995	2:19.71		
6	HOULIE Michael	TENN	2000	2:20.40		
7	DEGRIJZE Kevin	SA	◆ 2002	2:20.75		
8	BREHM Alex	LAK	◆ 2002	2:22.58		

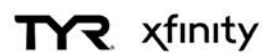
Final A

Lane	Name	Club Code	Year of	Qualifying Time	Time	Rank
1	ZITO Nick	UN-IL	1994	2:17.77		
2	RUTTER Jonathan	UN-VA	1996	2:16.53		
3	McKEE Anton	PRVT	1993	2:15.61		
4	LICON Will	TXLA	1994	2:13.71		
5	FINK Nicolas	ABSC	1993	2:15.59		
6	CLAVERIE Carlos	CARD	1996	2:16.23		
7	DERGOUSOFF James	CHEN	1996	2:16.55		
8	WICH-GLASEN Nils	UN-SC	1994	2:18.14		

Final C

Lane	Name	Club Code	Year of	Qualifying Time	Time	Rank
1	HONG Joseph	PCAC	◆ 2003	2:24.01		
2	POLISHCHUK Oleksiy	SCAR	1999	2:23.88		
3	FUNK Richard	CAN	1992	2:23.50		
4	DILLARD Jarel	TENN	2000	2:23.45		
5	LONG Bryar	ACAC	1997	2:23.47		
6	CHAMPLIN Brett	TENN	2000	2:23.67		
7	HOUSE Grant	SUN	1998	2:23.88		
8	SWIFT Sean	SMST	◆ 2002	2:24.31		

Official Timekeeping by Omega





2020 Tyr Pro Swim Series

Knoxville, TN

January 16 - 19, 2020

Event 118 18 JAN 2020 - 07:27

Men's 200m Breaststroke

Final

Start List

Event Number 18

Final D

Lane	Name	Club Code	Year of	Qualifying Time	Time	Rank
1	KAYE Parker	TENN	1998	2:28.79		
2	BARR Luke	SCSCMW	◆ 2003	2:26.26		
3	McINERNY Evan	SA	2001	2:25.81		
4	PHILLIPS Michael	AQJT	◆ 2004	2:25.09		
5	GARCIA Kyle	SMST	◆ 2002	2:25.76		
6	PENNEY Tyler	FASTMW	1999	2:26.09		
7	WORTH Daniel	EKC	◆ 2002	2:26.66		
8	BORISOV Alex	BAY	2001	2:28.99		

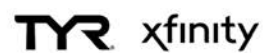
Reserves

Name	Club Code	Year of	Qualifying Time	Time	Rank
MARCH Christian	PAQ	1996	2:29.07		
GUSEV Alexander	SYS	2001	2:29.08		

Legend:

AR Americas Record **CR** Championship Record **US** US Open Record **WJ** World Junior Record
WR World Record ◆ Junior swimmer

Official Timekeeping by Omega





2020 Tyr Pro Swim Series

Knoxville, TN

January 16 - 19, 2020

Event 119 18 JAN 2020 - 07:38

Women's 400m Freestyle

Final

Start List

Event Number 19

	Record	Splits			Name	Club Code	Location	Date
WR	3:56.46	57.05	1:57.11	2:57.62	LEDECKY Katie	USA	Rio de Janeiro (BRA)	7 AUG 2016
US	3:57.94	57.07	1:57.70	2:58.15	LEDECKY Katie	USA	Indianapolis, IN (USA)	17 MAY 2018
CR	3:57.94	57.07	1:57.70	2:58.15	LEDECKY Katie	USA	Indianapolis, IN (USA)	17 MAY 2018
AR	3:56.46	57.05	1:57.11	2:57.62	LEDECKY Katie	USA	Rio (BRA)	7 AUG 2016
WJ	3:58.37	57.87	1:58.30	2:58.74	LEDECKY Katie	USA	Gold Coast (AUS)	21 AUG 2014

Final B

Lane	Name	Club Code	Year of	Qualifying Time	Time	Rank
1	LUDLOW Danica	UCSC	1996	4:19.20		
2	JUNGBLUT Viviane	GNU	1996	4:16.81		
3	ACKMAN Alyson	PCSC	1993	4:15.26		
4	O'CROININ Emma	EKSC	◆ 2003	4:14.88		
5	MEITZ Kaersten	BA	1995	4:14.90		
6	McMURRAY Olivia	SWIM	◆ 2003	4:15.85		
7	MILLER Hayden	CFSC	◆ 2004	4:17.88		
8	RAAB Meaghan	NAC	1996	4:19.48		

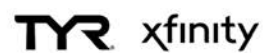
Final A

Lane	Name	Club Code	Year of	Qualifying Time	Time	Rank
1	FRERIKS Geena	KYA	1996	4:14.79		
2	STEGE Rachel	FOX	◆ 2003	4:14.60		
3	SCHMITT Allison	SUN	1990	4:13.89		
4	WEYANT Emma	SYS	2001	4:12.02		
5	SULLIVAN Erica	SAND	2000	4:13.35		
6	ROSENDAHL BACH Helena	DEN	2000	4:14.59		
7	NUNAN Amanda	TENN	1999	4:14.61		
8	DENIGAN Mariah	LAK	◆ 2003	4:14.81		

Final C

Lane	Name	Club Code	Year of	Qualifying Time	Time	Rank
1	SAUICKIE Addie	SYS	◆ 2006	4:21.68		
2	GRIMES Katie	SAND	◆ 2006	4:20.29		
3	McCULLOH Abigail	SA	2002	4:20.18		
4	BELLIO Katrina	ESWI	◆ 2004	4:19.72		
5	CARDWELL Summer	TBAC	◆ 2004	4:19.74		
6	PADINGTON Mackenzie	CAN	1999	4:20.26		
7	MATTES Michaela	SYS	◆ 2005	4:20.59		
8	McCARVILLE Kate	SPA-AR	◆ 2003	4:22.04		

Official Timekeeping by Omega





2020 Tyr Pro Swim Series

Knoxville, TN

January 16 - 19, 2020

Event 119 18 JAN 2020 - 07:38

Women's 400m Freestyle

Final

Start List

Event Number 19

Final D

Lane	Name	Club Code	Year of	Qualifying Time	Time	Rank
1	DUNFORD Abby	SAND	◆ 2006	4:26.08		
2	BELLARD Hannah	CW	◆ 2005	4:25.81		
3	ALVAREZ Maria	TNAQ	1989	4:24.32		
4	JANSEN Ella	ESWI	◆ 2005	4:23.31		
5	KNAPP Sophia	TIDE	◆ 2004	4:23.66		
6	LANE Nicola	RAYS	2002	4:25.10		
7	WATTS Stella Grace	ATAC	◆ 2003	4:25.82		
8	WILSON Kayla	TIDE	◆ 2004	4:26.31		

Reserves

Name	Club Code	Year of	Qualifying Time	Time	Rank
TRABA Mercedes	SYS	◆ 2003	4:26.39		
OWNBEY Hannah	YSSC	2001	4:26.64		

Legend:

AR Americas Record CR Championship Record US US Open Record WJ World Junior Record
 WR World Record ◆ Junior swimmer

Official Timekeeping by Omega





2020 Tyr Pro Swim Series

Knoxville, TN

January 16 - 19, 2020

Event 120 18 JAN 2020 - 07:52

Men's 400m Freestyle

Final

Start List

Event Number 20

	Record	Splits			Name	Club Code	Location	Date
WR	3:40.07	54.42	1:51.02	2:47.17	BIEDERMANN Paul	GER	Rome (ITA)	26 JUL 2009
US	3:43.53	54.67	1:51.14	2:47.52	JENSEN Larsen	USA	Omaha, NE (USA)	29 JUN 2008
CR	3:43.55				YANG Sun	JPN	Santa Clara (USA)	1 JAN 2016
AR	3:42.78	54.86	1:51.91	2:48.07	JENSEN Larsen	USA	Beijing (CHN)	10 AUG 2008
WJ	3:44.60	53.35	1:50.26	2:47.72	HORTON Mack	AUS	Brisbane (AUS)	1 APR 2014

Final B

Lane	Name	Club Code	Year of	Qualifying Time	Time	Rank
1	RICE Sam	TNAQ	1996	4:00.93		
2	BROTHERS Peter	UCSC	1996	3:59.31		
3	ABBOTT Taylor	TENN	1998	3:58.53		
4	ROSE Dare	SCAR	◆ 2002	3:57.71		
5	LI Stanford	PCSC	◆ 2002	3:58.47		
6	WIESER Chris	DART	1995	3:59.09		
7	COTE Tristan	UCSC	1995	3:59.36		
8	ZAKALA Josh	CAN	1998	4:01.83		

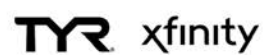
Final A

Lane	Name	Club Code	Year of	Qualifying Time	Time	Rank
1	MITCHELL Jake	CSC-IN	2001	3:57.19		
2	SMITH Kieran	UN-FL	2000	3:56.98		
3	MAGAHEY Jake	SA	2001	3:56.71		
4	GROTHER Zane	BCH	1992	3:55.29		
5	FOSTER Carson	RAYS	2001	3:55.76		
6	BAGSHAW Jeremy	CAN	1992	3:56.86		
7	HERON David	MVN	1995	3:57.03		
8	ACOSTA Marcelo	CARD	1996	3:57.59		

Final C

Lane	Name	Club Code	Year of	Qualifying Time	Time	Rank
1	HINAWI Marc	TENN	1997	4:03.97		
2	OLIVER Sam	SNOW	◆ 2002	4:03.26		
3	HEDLIN Eric	CAN	1993	4:02.35		
4	ZUCKER Logan	MAC-NC	◆ 2003	4:02.01		
5	PONCE de LEON Rafael	BSS	2000	4:02.03		
6	McDONALD Jacob	RAYS	◆ 2002	4:03.22		
7	CRANFIELD Conor	SWIM	◆ 2002	4:03.95		
8	LUCAS Cooper	LAC	◆ 2005	4:04.74		

Official Timekeeping by Omega





2020 Tyr Pro Swim Series

Knoxville, TN

January 16 - 19, 2020

Event 120 18 JAN 2020 - 07:52

Men's 400m Freestyle

Final

Start List

Event Number 20

Final D

Lane	Name	Club Code	Year of	Qualifying Time	Time	Rank
1	CUSTER Liam	SYS	◆ 2004	4:06.67		
2	REYNOLDS Parker	SMSC	◆ 2004	4:06.24		
3	SIMPSON Blake	SMSC	2001	4:05.44		
4	HIGDON Stuart	ATAC	◆ 2003	4:05.02		
5	ARAYA Gabriel	AZFL	1999	4:05.32		
6	BROWN Eric	PCSC	◆ 2002	4:05.85		
7	GEHRIG John	MAC-NC	◆ 2002	4:06.29		
8	VANDEUSEN Jack	BSS	2001	4:06.76		

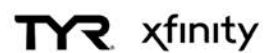
Reserves

Name	Club Code	Year of	Qualifying Time	Time	Rank
LLOYD Owen	NCAC	2001	4:06.80		
SANDERS Ethan	TENN	1999	4:07.04		

Legend:

AR Americas Record CR Championship Record US US Open Record WJ World Junior Record
 WR World Record ◆ Junior swimmer

Official Timekeeping by Omega





2020 Tyr Pro Swim Series

Knoxville, TN

January 16 - 19, 2020

Event 111 18 JAN 2020 - 06:30

Women's 200m Butterfly

Final

Results

Event Number 11

	Record	Splits			Name	Club Code	Location	Date
WR	2:01.81	27.19	58.08	1:30.20	LIU Zige	CHN	Jinan (CHN)	21 OCT 2009
US	2:05.87	28.69	1:00.13	1:32.72	FLICKINGER Hali	USA	Irvine, CA (USA)	25 JUL 2018
CR	2:06.76				ADAMS Cammile	USA	Austin (USA)	1 JAN 2012
AR	2:04.14	28.79	1:00.57	1:32.49	MOHLER Mary	USA	Roma (ITA)	29 JUL 2009
WJ	2:06.29				HASEGAWA Suzuka	JPN	Aichi (JPN)	13 APR 2017

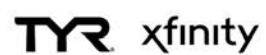
Final B

Rank	Lane	Name	Club Code	R.T.	50m	100m	150m	Time	Time Behind
1	6	SIMS Bella	SAND	0.61	(1) 29.24	(1) 1:03.26 34.02	(1) 1:38.57 35.31	2:13.88	
2	5	MASSEY Alex	UN-SE	0.71	(3) 30.02	(4) 1:03.98 33.96	(3) 1:38.94 34.96	2:14.04	0.16
3	2	GORE Morgan	SMST	0.67	(8) 30.50	(7) 1:04.89 34.39	(5) 1:39.46 34.57	2:14.39	0.51
4	3	HANUS Danielle	CAN	0.71	(4) 30.09	(5) 1:04.05 33.96	(4) 1:39.04 34.99	2:14.84	0.96
5	4	McCARVILLE Kate	SPA-AR	0.66	(2) 29.91	(2) 1:03.79 33.88	(2) 1:38.65 34.86	2:14.85	0.97
6	8	McINTOSH Summer	ESWI	0.70	(6) 30.24	(6) 1:04.09 33.85	(7) 1:39.60 35.51	2:15.60	1.72
7	7	MENKHAUS Madeline	MAC-NC	0.67	(5) 30.23	(3) 1:03.87 33.64	(6) 1:39.48 35.61	2:16.60	2.72
8	1	BELLARD Hannah	CW	0.80	(7) 30.48	(8) 1:05.10 34.62	(8) 1:41.12 36.02	2:16.80	2.92

Final A

Rank	Lane	Name	Club Code	R.T.	50m	100m	150m	Time	Time Behind
1	4	FLICKINGER Hali	SUN	0.71	(4) 29.57	(1) 1:02.02 32.45	(2) 1:35.20 33.18	2:08.34	
2	5	SMITH Regan	RIPT	0.62	(2) 29.06	(2) 1:02.03 32.97	(1) 1:35.13 33.10	2:08.73	0.39
3	3	ROSENDAHL BACH Helena	DEN	0.88	(8) 30.07	(7) 1:03.12 33.05	(5) 1:36.89 33.77	2:10.63	2.29
4	2	GINGRICH Leah	HURR	0.75	(3) 29.55	(3) 1:02.73 33.18	(3) 1:36.34 33.61	2:10.69	2.35
5	6	KINGSLEY Megan	ABSC	0.70	(6) 29.73	(4) 1:02.80 33.07	(4) 1:36.70 33.90	2:11.54	3.20
6	1	ZAVAROS Mabel	OAK	0.70	(1) 29.05	(5) 1:02.87 33.82	(6) 1:37.16 34.29	2:12.12	3.78
7	7	SEIDT Asia	KYA	0.74	(5) 29.68	(6) 1:02.97 33.29	(7) 1:37.42 34.45	2:12.51	4.17
8	8	DAHLIA Kelsi	CARD	0.64	(7) 29.95	(8) 1:04.16 34.21	(8) 1:39.67 35.51	2:15.82	7.48

Official Timekeeping by Omega





2020 Tyr Pro Swim Series

Knoxville, TN

January 16 - 19, 2020

Event 111 18 JAN 2020 - 06:30

Women's 200m Butterfly

Final

Results

Event Number 11

Final C

Rank	Lane	Name	Club Code	R.T.	50m	100m	150m	Time	Time Behind
1	6	BURT Maddy	SWIM	0.71	(2) 30.57	(=2) 1:05.03 34.46	(1) 1:39.80 34.77	2:14.45 34.65	
2	5	KUWATA Paige	SAND	0.57	(4) 30.80	(1) 1:04.69 33.89	(2) 1:40.00 35.31	2:16.17 36.17	1.72
3	2	WITKUS Amanda	GS	0.68	(7) 31.19	(6) 1:05.71 34.52	(3) 1:40.61 34.90	2:16.89 36.28	2.44
4	3	YEGRES COTTIN Maria	SCLN	0.70	(5) 30.81	(4) 1:05.64 34.83	(5) 1:41.60 35.96	2:18.16 36.56	3.71
5	8	CRAIG Winter	RIPT	0.73	(1) 30.26	(=2) 1:05.03 34.77	(4) 1:41.33 36.30	2:18.73 37.40	4.28
6	7	SWEENEY Reagan	SA	0.76	(6) 31.03	(7) 1:05.84 34.81	(6) 1:42.08 36.24	2:19.52 37.44	5.07
7	1	PARDUS Elysse	SCSCSC	0.73	(8) 31.20	(8) 1:06.50 35.30	(7) 1:42.45 35.95	2:19.78 37.33	5.33
8	4	McMURRAY Olivia	SWIM	0.76	(3) 30.70	(5) 1:05.66 34.96	(8) 1:42.53 36.87	2:19.90 37.37	5.45

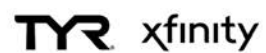
Final D

Rank	Lane	Name	Club Code	R.T.	50m	100m	150m	Time	Time Behind
1	2	MORELLO McKenna	TENN	0.61	(2) 30.47	(2) 1:05.07 34.60	(1) 1:40.56 35.49	2:17.45 36.89	
2	6	BEIL Mallory	TENN	0.69	(1) 30.26	(1) 1:04.77 34.51	(2) 1:40.92 36.15	2:17.69 36.77	0.24
3	4	RIMAT Karlie	MMSC	0.76	(5) 30.83	(4) 1:05.77 34.94	(3) 1:41.45 35.68	2:19.79 38.34	2.34
4	7	PARKINSON Maxine	DLTA	0.72	(4) 30.69	(6) 1:06.10 35.41	(6) 1:43.04 36.94	2:20.30 37.26	2.85
5	3	LANNING Mackenzie	LAK	0.77	(6) 30.92	(5) 1:05.94 35.02	(5) 1:42.47 36.53	2:20.71 38.24	3.26
6	5	QUASS Berit	DSMY	0.74	(3) 30.51	(3) 1:05.54 35.03	(4) 1:42.00 36.46	2:21.08 39.08	3.63
7	1	RANDALL Katherine	RIPT	0.78	(8) 31.96	(8) 1:07.41 35.45	(8) 1:44.14 36.73	2:21.68 37.54	4.23
8	8	BARR Savannah	SYS	0.77	(7) 31.41	(7) 1:06.94 35.53	(7) 1:43.78 36.84	2:22.44 38.66	4.99

Legend:

= Equal rank AR Americas Record CR Championship Record R.T. Reaction Time
 US US Open Record WJ World Junior Record WR World Record

Official Timekeeping by Omega





2020 Tyr Pro Swim Series

Knoxville, TN

January 16 - 19, 2020

Event 112 18 JAN 2020 - 06:40

Men's 200m Butterfly

Final

Results

REVISED
18 JAN 20:32

Event Number 12

	Record	Splits		Name	Club Code	Location	Date
WR	1:50.73	24.66	52.88	1:21.57	MILAK Kristof	HUN Gwangju (KOR)	24 JUL 2019
US	1:52.20	25.47	53.75	1:23.04	PHELPS Michael	USA Omaha, NE (USA)	2 JUL 2008
CR	1:53.84	26.08	54.82	1:23.91	URLANDO Gianluca	USA Clovis, CA (USA)	14 JUN 2019
AR	1:51.51	24.76	52.88	1:21.93	PHELPS Michael	USA Roma (ITA)	29 JUL 2009
WJ	1:52.71				MILAK Kristof	HUN Debrecen (HUN)	28 MAR 2018

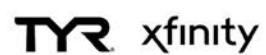
Final B

Rank	Lane	Name	Club Code	R.T.	50m	100m	150m	Time	Time Behind
1	8	CONGER Jack	CAV	0.73	(1) 26.30	(1) 56.48 30.18	(1) 1:28.07 31.59	1:59.69	
2	5	ORBE Gabriel	SCAR	0.66	(7) 27.92	(4) 58.76 30.84	(4) 1:30.43 31.67	2:01.66	1.97
3	2	HINAWI Marc	TENN	0.69	(3) 27.39	(2) 58.15 30.76	(=2) 1:30.22 32.07	2:02.65	2.96
4	3	BRIED Tommy	ACE	0.74	(5) 27.80	(8) 59.26 31.46	(5) 1:30.75 31.49	2:02.73	3.04
5	4	FOLGER Sam	GS	0.58	(4) 27.57	(5) 58.83 31.26	(=2) 1:30.22 31.39	2:03.24	3.55
6	6	ARAYA Gabriel	AZFL	0.72	(6) 27.83	(6) 58.91 31.08	(7) 1:31.44 32.53	2:03.90	4.21
7	1	WARD Zach	BKYS	0.70	(8) 28.00	(7) 59.15 31.15	(8) 1:31.62 32.47	2:04.57	4.88
8	7	AFFELD Jonathan	ALTO	0.68	(2) 27.17	(3) 58.41 31.24	(6) 1:31.36 32.95	2:05.25	5.56

Final A

Rank	Lane	Name	Club Code	R.T.	50m	100m	150m	Time	Time Behind
1	6	DARRAGH Mackenzie	CAN	0.68	(=2) 26.94	(1) 56.84 29.90	(1) 1:27.81 30.97	1:59.29	
2	7	SELISKAR Andrew	CAL	0.66	(=2) 26.94	(2) 57.33 30.39	(2) 1:28.32 30.99	1:59.60	0.31
3	4	HARTING Zach	CARD	0.65	(6) 26.99	(5) 57.70 30.71	(4) 1:28.76 31.06	2:00.02	0.73
4	5	WILBY Mason	KYA	0.68	(8) 27.27	(8) 57.93 30.66	(3) 1:28.60 30.67	2:00.29	1.00
5	3	FOSTER Carson	RAYS	0.68	(1) 26.68	(3) 57.54 30.86	(5) 1:28.78 31.24	2:00.42	1.13
6	2	ARROYO Jarod	FORK	0.69	(4) 26.96	(=6) 57.88 30.92	(6) 1:28.98 31.10	2:00.57	1.28
7	8	ROSE Dare	SCAR	0.67	(7) 27.14	(=6) 57.88 30.74	(8) 1:29.46 31.58	2:01.51	2.22
8	1	GORE Cris	SMST	0.72	(5) 26.97	(4) 57.63 30.66	(7) 1:29.12 31.49	2:01.82	2.53

Official Timekeeping by Omega





2020 Tyr Pro Swim Series

Knoxville, TN

January 16 - 19, 2020

Event 112 18 JAN 2020 - 06:40

Men's 200m Butterfly

Final

Results

REVISED
18 JAN 20:32

Event Number 12

Final C

Rank	Lane	Name	Club Code	R.T.	50m	100m	150m	Time	Time Behind
1	4	HEASLEY Ethan	HEAT	0.69	(1) 26.46	(1) 57.29 30.83	(1) 1:29.95 32.66	2:03.36 33.41	
2	5	GRIMES Sawyer	SAND	0.65	(3) 27.76	(2) 58.99 31.23	(2) 1:31.44 32.45	2:04.77 33.33	1.41
3	6	GUSEV Alexander	SYS	0.69	(8) 28.45	(8) 1:00.52 32.07	(7) 1:33.32 32.80	2:05.18 31.86	1.82
4	1	BECKER Dylan	SAND	0.70	(7) 28.32	(6) 59.94 31.62	(4) 1:32.68 32.74	2:05.33 32.65	1.97
5	7	HORNE Thomas	TNAQ	0.73	(6) 28.08	(3) 59.53 31.45	(3) 1:32.50 32.97	2:05.52 33.02	2.16
6	3	McINERNY Evan	SA	0.66	(5) 27.97	(5) 59.91 31.94	(6) 1:33.09 33.18	2:05.88 32.79	2.52
7	2	SOSNOVIK Danylo	PCSC	0.71	(2) 27.52	(4) 59.62 32.10	(5) 1:32.81 33.19	2:06.04 33.23	2.68
8	8	SANDERS Ethan	TENN	0.73	(4) 27.95	(7) 1:00.00 32.05	(8) 1:33.35 33.35	2:07.57 34.22	4.21

Final D

Rank	Lane	Name	Club Code	R.T.	50m	100m	150m	Time	Time Behind
1	3	GIRAUDEAU Joel	TENN	0.63	(1) 27.32	(1) 58.47 31.15	(1) 1:31.24 32.77	2:05.19 33.95	
2	5	LUCAS Cooper	LAC	0.68	(4) 28.30	(4) 59.95 31.65	(3) 1:32.95 33.00	2:05.50 32.55	0.31
3	1	ROSELY Zane	CW	0.62	(2) 28.02	(2) 59.64 31.62	(4) 1:33.04 33.40	2:07.00 33.96	1.81
4	2	ESPERBERGER Martin	UN-FL	0.80	(3) 28.09	(7) 1:00.71 32.62	(6) 1:33.90 33.19	2:07.01 33.11	1.82
5	4	BREHM Alex	LAK	0.67	(6) 28.39	(5) 1:00.25 31.86	(5) 1:33.48 33.23	2:07.41 33.93	2.22
6	7	NEFF Alexander	TIDE	0.77	(5) 28.36	(3) 59.76 31.40	(2) 1:32.84 33.08	2:08.01 35.17	2.82
7	6	BROWN Tais	ACAC	0.64	(8) 28.70	(6) 1:00.62 31.92	(7) 1:34.33 33.71	2:08.38 34.05	3.19
8	8	GEHRIG John	MAC-NC	0.69	(7) 28.64	(8) 1:00.99 32.35	(8) 1:34.90 33.91	2:09.65 34.75	4.46

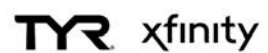
Legend:

= Equal rank **AR** Americas Record **CR** Championship Record **R.T.** Reaction Time
US US Open Record **WJ** World Junior Record **WR** World Record

REVISED

an adjusted time was accepted late for lane 2 in the D final

Official Timekeeping by Omega





2020 Tyr Pro Swim Series

Knoxville, TN

January 16 - 19, 2020

Event 113 18 JAN 2020 - 06:49

Women's 50m Freestyle

Final

Results

REVISED
18 JAN 21:22

Event Number 13

	Record	Name	Club Code	Location	Date
WR	23.67	SJOESTROEM Sarah	SWE	Budapest (HUN)	29 JUL 2017
US	24.08	BLUME Pernille	USA	Indianapolis, IN (USA)	1 JUN 2019
CR	24.17	SJOSTROM Sarah	SWE	Austin (USA)	1 JAN 2016
AR	23.97	MANUEL Simone	USA	Budapest (HUN)	30 JUL 2017
WJ	24.21	IKEE Rikako	JPN	Tokyo (JPN)	3 APR 2018

Final B

Rank	Lane	Name	Club Code	R.T.	Time	Time Behind
1	6	WALSH Alex	NAC	0.84	25.51	
2	5	BRO Signe	DEN	0.72	25.62	0.11
3	3	SPADONI Marina	PRVT	0.72	25.68	0.17
4	2	MACK Linnea	OAQ	0.72	25.72	0.21
5	8	RUMLEY Jasmine	DSMY	0.56	25.73	0.22
6	7	GANTRIIS Emily	DEN	0.74	25.82	0.31
7	1	GRINTER Bailey	TENN	0.73	26.12	0.61
8	4	DAHLIA Kelsi	CARD	0.65	26.52	1.01

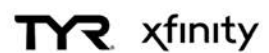
Final A

Rank	Lane	Name	Club Code	R.T.	Time	Time Behind
1	5	BROWN Erika	TENN	0.64	24.57	
2	4	MANUEL Simone	ALTO	0.69	24.63	0.06
3	3	GEER Margo	MVN	0.66	25.08	0.51
4	6	WATTEL Marie	LU	0.71	25.16	0.59
5	1	WALSH Gretchen	NAC	0.75	25.28	0.71
6	2	JENSEN Julie	DEN	0.70	25.33	0.76
7	8	HINDS Natalie	ABSC	0.67	25.37	0.80
8	7	COMERFORD Mallory	CARD	0.61	25.48	0.91

Final C

Rank	Lane	Name	Club Code	R.T.	Time	Time Behind
1	4	HINDLEY Isabella	TNAQ	0.68	25.39	
2	7	OSMAN Farida	UN-VA	0.67	25.64	0.25
3	2	KONOPKA Katrina	NCAC	0.69	25.73	0.34
4	5	THOMPSON Cherelle	EAI	0.68	25.78	0.39
5	3	KENDALL Amanda	MVN	0.74	25.96	0.57
6	1	BANIC Madeline	TNAQ	0.64	26.01	0.62
7	8	HENDERSON Hanna	CAN		26.20	0.81
8	6	SCHMITT Allison	SUN	0.91	26.94	1.55

Official Timekeeping by Omega





2020 Tyr Pro Swim Series

Knoxville, TN

January 16 - 19, 2020

Event 113 18 JAN 2020 - 06:49

Women's 50m Freestyle

Final

Results

REVISED
18 JAN 21:22

Event Number 13

Final D

Rank	Lane	Name	Club Code	R.T.	Time	Time Behind
1	7	CHENG Camille	PRVT	0.71	26.11	
=2	5	STONE McKenna	FOX	0.66	26.16	0.05
=2	8	ROTHROCK Trude	TENN	0.67	26.16	0.05
4	3	CRANE Emily	LU	0.67	26.18	0.07
5	6	NOVELLINE Carly	WILD	0.66	26.29	0.18
6	1	YU Audrey	SAND	0.65	26.35	0.24
7	4	HETRICK Paige	BRAD	0.65	26.38	0.27
8	2	vander LEEK Teagan	EKSC	0.64	26.43	0.32

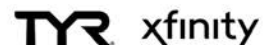
Legend:

AR Americas Record CR Championship Record R.T. Reaction Time US US Open Record
WJ World Junior Record WR World Record

REVISED

A reswim was offered to all swimmers due to a official starter miscommunication with the athletes. Swimmers that did not reswim

Official Timekeeping by Omega





2020 Tyr Pro Swim Series

Knoxville, TN

January 16 - 19, 2020

Event 114 18 JAN 2020 - 06:55

Men's 50m Freestyle

Final

Results

Event Number 14

	Record	Name	Club Code	Location	Date
WR	20.91	CIELO FILHO Cesar	BRA	Sao Paulo (BRA)	18 DEC 2009
US	21.14	CIELO Cesar	BRA	Indianapolis, IN (USA)	9 JUL 2009
CR	21.56	ADRIAN Nathan	USA	Minneapolis (USA)	1 JAN 2015
AR	21.04	DRESSEL Caeleb	USA	Budapest (HUN)	27 JUL 2017
WJ	21.24	KOLESNIKOV Kliment	RUS	Copenhagen (DEN)	31 DEC 2017

Final B

Rank	Lane	Name	Club Code	R.T.	Time	Time Behind
1	5	HO Ian	UN-VA	0.59	22.46	
2	4	LEGARD Yusuke	PRVT	0.64	22.80	0.34
3	3	SCHREUDERS Mikel	UN-MV	0.69	22.84	0.38
4	7	CONNOLLY Alec	TENN	0.67	23.14	0.68
5	6	WETZLAR Peter	KYA	0.63	23.15	0.69
6	1	RYSGAARD Mathias	DEN	0.65	23.22	0.76
7	2	COETZEE Ryan	TNAQ	0.62	23.31	0.85
8	8	BOUGIE Spencer	PCSC	0.66	23.57	1.11

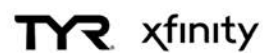
Final A

Rank	Lane	Name	Club Code	R.T.	Time	Time Behind
1	4	KORSTANJE Nyls	NCS	0.63	22.16	
2	5	CURTISS David	HACY	0.63	22.50	0.34
3	3	KHALAFALLA Ali	MVN	0.61	22.61	0.45
4	6	HELD Ryan	NYAC	0.63	22.66	0.50
5	1	MOLACEK Jacob	WOLF	0.63	22.72	0.56
6	7	APPLE Zach	MVN	0.66	22.75	0.59
7	2	KISIL Yuri	CAN	0.70	22.80	0.64
8	8	CHANEY Adam	RAYS	0.66	23.21	1.05

Final C

Rank	Lane	Name	Club Code	R.T.	Time	Time Behind
1	7	LIENDO Joshua	CAN	0.64	22.79	
2	3	BRIGGS Nolan	TENN	0.69	23.39	0.60
3	5	AYAR Kaan	DM	0.58	23.43	0.64
4	1	LEBUKE James	CAN	0.64	23.48	0.69
5	2	FLEAGLE Josh	UN-OH	0.69	23.53	0.74
6	8	ZOCK Joshua	UN-MR	0.70	23.68	0.89
7	6	FLEAGLE Justin	UN-OH	0.60	23.72	0.93
8	4	BAILEY Seth	TENN	0.62	23.89	1.10

Official Timekeeping by Omega





2020 Tyr Pro Swim Series

Knoxville, TN

January 16 - 19, 2020

Event 114 18 JAN 2020 - 06:55

Men's 50m Freestyle

Final

Results

Event Number 14

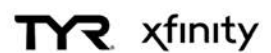
Final D

Rank	Lane	Name	Club Code	R.T.	Time	Time Behind
1	5	CROOKS Jordan	CAY	0.65	23.48	
2	2	CALKINS Stephen	UCSC	0.64	23.80	0.32
3	4	MORALES Josiah	PAQ	0.63	23.92	0.44
4	7	HOOVER Sam	NCAC	0.58	23.94	0.46
5	6	ZITO Nick	UN-IL	0.72	23.96	0.48
6	8	FULLUM-HUOT Edouard	PCSC	0.67	24.06	0.58
7	3	CAIN Scott	FASTMW	0.68	24.28	0.80
8	1	BARR Luke	SCSCMW	0.64	24.31	0.83

Legend:

AR	Americas Record	CR	Championship Record	R.T.	Reaction Time	US	US Open Record
WJ	World Junior Record	WR	World Record				

Official Timekeeping by Omega





2020 Tyr Pro Swim Series

Knoxville, TN

January 16 - 19, 2020

Event 115 18 JAN 2020 - 07:02

Women's 100m Backstroke

Final

Results

Event Number 15

	Record	Split	Name	Club Code	Location	Date
WR	57.57	27.74	SMITH Regan	USA	Gwangju (KOR)	28 JUL 2019
US	58.00	27.90	BAKER Kathleen	USA	Irvine, CA (USA)	28 JUL 2018
CR	58.73	28.53	SMOLIGA Olivia	USA	Richmond, VA (USA)	12 APR 2019
AR	57.57	27.74	SMITH Regan	USA	Gwangju (KOR)	28 JUL 2019
WJ	57.57	27.74	SMITH Regan	USA	Gwangju (KOR)	28 JUL 2019

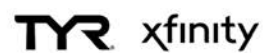
Final B

Rank	Lane	Name	Club Code	R.T.	50m	Time	Time Behind
1	2	BROOKS Caitlin	UN-KY	0.58	(1) 29.58	1:00.94 31.36	
2	5	SORENSEN Sophie	KYA	0.67	(5) 30.46	1:01.78 31.32	0.84
3	1	HANUS Danielle	CAN	0.57	(2) 29.91	1:02.10 32.19	1.16
4	6	WALSH Gretchen	NAC	0.70	(3) 30.28	1:02.25 31.97	1.31
5	4	GOSS Kennedy	GGST	0.62	(4) 30.35	1:02.26 31.91	1.32
6	7	HARTY Kaitlin	TENN	0.62	(7) 30.63	1:02.27 31.64	1.33
7	3	NAZIEBLO Klaudia	UN-VA	0.61	(6) 30.49	1:02.58 32.09	1.64
8	8	OEZTUERK Sonnele	AU	0.77	(8) 30.90	1:03.06 32.16	2.12

Final A

Rank	Lane	Name	Club Code	R.T.	50m	Time	Time Behind
1	4	SMITH Regan	RIPT	0.60	(1) 28.36	58.26 29.90	CR
2	3	BACON Phoebe	NCAP	0.60	(2) 28.95	58.86 29.91	0.60
3	6	HANNAH Jade	CAN	0.58	(3) 29.44	1:00.54 31.10	2.28
4	1	RUCK Taylor	CAN	0.64	(4) 29.58	1:00.60 31.02	2.34
5	5	BRATTON Lisa	AGS	0.58	(5) 29.75	1:00.62 30.87	2.36
6	2	STADDEN Isabelle	AQJT	0.58	(6) 29.92	1:00.78 30.86	2.52
7	7	WALSH Alex	NAC	0.69	(8) 30.14	1:01.00 30.86	2.74
8	8	SEIDT Asia	KYA	0.63	(7) 29.99	1:01.26 31.27	3.00

Official Timekeeping by Omega





2020 Tyr Pro Swim Series

Knoxville, TN

January 16 - 19, 2020

Event 115 18 JAN 2020 - 07:02

Women's 100m Backstroke

Final

Results

Event Number 15

Final C

Rank	Lane	Name	Club Code	R.T.	50m	Time	Time Behind
1	2	WALDREP Ellie	BAY	0.67	(5) 30.78	1:02.37 31.59	
2	4	CHUNG Casey	CW	0.60	(2) 30.18	1:02.73 32.55	0.36
3	8	KAPPELLER Abigail	UN-MN	0.55	(1) 30.09	1:02.91 32.82	0.54
4	6	EDWARDS Hana	CAN	0.61	(7) 30.86	1:03.08 32.22	0.71
5	3	GALYER Ali	KYA	0.58	(6) 30.80	1:03.12 32.32	0.75
6	1	MURPHY Rosie	SMST	0.61	(4) 30.77	1:03.53 32.76	1.16
7	7	SHIELDS Kendall	TENN	0.64	(3) 30.67	1:03.68 33.01	1.31
8	5	HETRICK Paige	BRAD	0.64	(8) 31.24	1:04.93 33.69	2.56

Final D

Rank	Lane	Name	Club Code	R.T.	50m	Time	Time Behind
1	4	HINDLEY Isabella	TNAQ	0.53	(2) 30.60	1:03.37 32.77	
2	8	MARQUEZ Celina	AZFL	0.58	(6) 31.19	1:03.64 32.45	0.27
3	3	KUCHKAROVA Yulduz	CLOV	0.63	(1) 30.41	1:03.73 33.32	0.36
4	1	MYERS Amber	SMST	0.68	(8) 31.27	1:03.74 32.47	0.37
5	6	KLYAROVSKAYA Anastasia	O2	0.71	(3) 30.85	1:03.93 33.08	0.56
6	2	KERN Emma	AQJT	0.59	(4) 30.90	1:03.99 33.09	0.62
7	5	HENDERSON Hanna	CAN	0.61	(7) 31.20	1:04.19 32.99	0.82
8	7	TEIJONSALO Fanny	SUN	0.51	(5) 31.16	1:04.32 33.16	0.95

Legend:

AR	Americas Record	CR	Championship Record	R.T.	Reaction Time	US	US Open Record
WJ	World Junior Record	WR	World Record				

Official Timekeeping by Omega





2020 Tyr Pro Swim Series

Knoxville, TN

January 16 - 19, 2020

Event 116 18 JAN 2020 - 07:09

Men's 100m Backstroke

Final

Results

Event Number 16

	Record	Split	Name	Club Code	Location	Date
WR	51.85	25.13	MURPHY Ryan	USA	Rio de Janeiro (BRA)	13 AUG 2016
US	51.94	25.35	PEIRSOL Aaron	USA	Indianapolis, IN (USA)	8 JUL 2009
CR	52.40		PLUMMER David	USA	Indianapolis (USA)	1 JAN 2016
AR	51.85	25.13	MURPHY Ryan	USA	Rio (BRA)	13 AUG 2016
WJ	52.51		KOLESNIKOV Kliment	RUS	Glasgow (GBR)	6 AUG 2018

Final B

Rank	Lane	Name	Club Code	R.T.	50m	Time	Time Behind
1	3	DAVIS Wyatt	CSC-IN	0.53	(1) 27.21	55.97 28.76	
2	4	BOHMAN Bryce	PW	0.65	(=2) 27.30	56.19 28.89	0.22
3	5	HILL Robert	UCSC	0.56	(4) 27.34	56.39 29.05	0.42
4	6	MAIN Bayley	GSC-FL	0.58	(6) 27.49	56.85 29.36	0.88
5	1	FLEAGLE Justin	UN-OH	0.60	(=2) 27.30	57.03 29.73	1.06
6	8	LIERZ Harrison	EA	0.73	(5) 27.41	57.20 29.79	1.23
7	2	BAILEY Seth	TENN	0.52	(7) 27.70	57.22 29.52	1.25
8	7	KNOX Finlay	CAN	0.62	(8) 28.12	58.10 29.98	2.13

Final A

Rank	Lane	Name	Club Code	R.T.	50m	Time	Time Behind
1	4	RESS Justin	WOLF	0.62	(1) 26.33	53.99 27.66	
2	5	ACEVEDO Javier	AJAX	0.57	(=6) 27.28	55.22 27.94	1.23
3	2	STEWART Sam	UN-MS	0.57	(3) 27.14	55.72 28.58	1.73
4	1	FARRIS Dean	HARV	0.58	(=6) 27.28	55.87 28.59	1.88
5	3	REILMAN Joey	TNAQ	0.61	(2) 26.74	55.88 29.14	1.89
6	6	GARCIA Matthew	TENN	0.55	(8) 27.47	55.91 28.44	1.92
7	7	SONG Andy Xianyang	CAL	0.60	(4) 27.16	56.08 28.92	2.09
8	8	JOSA Matthew	CAL	0.60	(5) 27.17	57.17 30.00	3.18

Official Timekeeping by Omega





2020 Tyr Pro Swim Series

Knoxville, TN

January 16 - 19, 2020

Event 116 18 JAN 2020 - 07:09

Men's 100m Backstroke

Final

Results

Event Number 16

Final C

Rank	Lane	Name	Club Code	R.T.	50m	Time	Time Behind
1	5	MICELI Mateo	SCSCMW	0.60	(8) 28.31	57.62 29.31	
2	3	MANION William	MAC-WI	0.55	(1) 27.56	57.67 30.11	0.05
3	7	CONNOLLY Alec	TENN	0.59	(6) 27.95	57.99 30.04	0.37
4	1	PETTY Evan	NAC	0.57	(4) 27.92	58.00 30.08	0.38
5	2	SKAANING Daniel	DEN	0.59	(3) 27.86	58.08 30.22	0.46
6	4	COLE William	LAK	0.59	(2) 27.76	58.09 30.33	0.47
7	8	MORALES Yeziel	AZFL	0.55	(7) 28.16	58.27 30.11	0.65
8	6	RYSGAARD Mathias	DEN	0.55	(5) 27.94	58.62 30.68	1.00

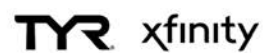
Final D

Rank	Lane	Name	Club Code	R.T.	50m	Time	Time Behind
1	1	ZENG Tim	CHEN	0.56	(1) 27.14	56.51 29.37	
2	5	CROSS Kayde	PKWY	0.64	(=2) 28.06	57.57 29.51	1.06
3	7	NELSON Baylor	MAC-NC	0.54	(5) 28.10	57.95 29.85	1.44
4	4	STOKES Richie	UCSC	0.60	(6) 28.54	58.22 29.68	1.71
5	3	ZUCHOWSKI Josh	FASTFG	0.59	(4) 28.07	58.31 30.24	1.80
6	2	REDMOND Lawrence	UN-PV	0.57	(=2) 28.06	58.53 30.47	2.02
7	8	ABAQUETA Cam	MAC-NC	0.55	(8) 28.91	58.63 29.72	2.12
8	6	SIMONS Nick	LOSC	0.57	(7) 28.55	1:00.03 31.48	3.52

Legend:

=	Equal rank	AR	Americas Record	CR	Championship Record	R.T.	Reaction Time
US	US Open Record	WJ	World Junior Record	WR	World Record		

Official Timekeeping by Omega





2020 Tyr Pro Swim Series

Knoxville, TN

January 16 - 19, 2020

Event 117 18 JAN 2020 - 07:17

Women's 200m Breaststroke

Final

Results

Event Number 17

	Record	Splits	Name	Club Code	Location	Date
WR	2:19.11	31.80 1:07.27 1:42.89	PEDERSEN Rikke	USA	Barcelona (ESP)	1 AUG 2013
US	2:20.38	31.78 1:06.82 1:43.13	SONI Rebecca	USA	Indianapolis, IN (USA)	11 JUL 2009
CR	2:20.77	33.08 1:08.87 1:44.90	LAZOR Annie	USA	Bloomington (USA)	19 MAY 2019
AR	2:19.59	32.49 1:08.10 1:43.95	SONI Rebecca	USA	London (GBR)	2 AUG 2012
WJ	2:19.64	32.10 1:07.59 1:43.52	GUNES Viktoria	TUR	Singapore (SGP)	30 AUG 2015

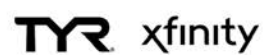
Final B

Rank	Lane	Name	Club Code	R.T.	50m	100m	150m	Time	Time Behind
1	5	DAVEY Gillian	UN-KY	0.72	(2) 33.95	(2) 1:11.38 37.43	(1) 1:49.41 38.03	2:27.92	
2	4	HANSSON Sophie	NCS	0.80	(1) 33.34	(1) 1:11.10 37.76	(2) 1:49.71 38.61	2:28.70	0.78
3	6	MORLEY Laura	BAH	0.74	(4) 34.57	(3) 1:12.26 37.69	(3) 1:50.65 38.39	2:29.19	1.27
4	3	YAGER Alexis	TENN	0.76	(5) 34.71	(4) 1:12.36 37.65	(4) 1:51.03 38.67	2:30.79	2.87
5	1	CURTIS Brynn	YORK	0.78	(3) 34.48	(5) 1:12.62 38.14	(5) 1:52.40 39.78	2:33.63	5.71
6	2	BONNETT Bailey	KYA	0.67	(6) 34.96	(6) 1:14.10 39.14	(6) 1:53.95 39.85	2:34.04	6.12
7	7	WEYANT Gracie	SYS	0.73	(7) 35.21	(7) 1:14.32 39.11	(7) 1:54.76 40.44	2:35.24	7.32
8	8	YEUNG Jamie	CW	0.64	(8) 35.32	(8) 1:14.94 39.62	(8) 1:55.11 40.17	2:35.64	7.72

Final A

Rank	Lane	Name	Club Code	R.T.	50m	100m	150m	Time	Time Behind
1	4	LAZOR Annie	MVN	0.70	(1) 33.25	(1) 1:10.15 36.90	(1) 1:46.51 36.36	2:23.06	
2	2	ESCOBEDO Emily	COND	0.68	(2) 33.45	(2) 1:10.19 36.74	(2) 1:46.90 36.71	2:24.08	1.02
3	3	MARGALIS Melanie	SPA-FL	0.67	(5) 33.77	(6) 1:11.24 37.47	(4) 1:47.97 36.73	2:24.94	1.88
4	6	GALAT Bethany	AGS	0.62	(3) 33.57	(4) 1:10.90 37.33	(5) 1:48.58 37.68	2:25.25	2.19
5	5	COX Madisyn	TXLA	0.68	(4) 33.58	(3) 1:10.29 36.71	(3) 1:47.73 37.44	2:25.58	2.52
6	7	SMITH Kierra	CAN	0.71	(7) 34.16	(7) 1:11.36 37.20	(6) 1:49.96 38.60	2:28.13	5.07
7	8	ULYETT Jocelyn	LU	0.72	(6) 33.85	(5) 1:11.07 37.22	(7) 1:50.19 39.12	2:28.20	5.14
8	1	CIEPLUCHA Tess	TENN	0.81	(8) 34.73	(8) 1:12.77 38.04	(8) 1:51.07 38.30	2:29.83	6.77

Official Timekeeping by Omega





2020 Tyr Pro Swim Series

Knoxville, TN

January 16 - 19, 2020

Event 117 18 JAN 2020 - 07:17

Women's 200m Breaststroke

Final

Results

Event Number 17

Final C

Rank	Lane	Name	Club Code	R.T.	50m	100m	150m	Time	Time Behind
1	1	WEYANT Emma	SYS	0.79	(8) 36.65	(5) 1:16.23 39.58	(3) 1:55.99 39.76	2:35.95 39.96	
2	5	FOLEY Sally	PCAC	0.69	(5) 36.21	(7) 1:16.33 40.12	(7) 1:57.05 40.72	2:36.60 39.55	0.65
3	4	POPOV Nikol	TENN	0.72	(2) 35.65	(2) 1:15.14 39.49	(1) 1:55.46 40.32	2:36.68 41.22	0.73
4	6	MENDENHALL Olivia	SPA-AR	0.80	(7) 36.33	(6) 1:16.28 39.95	(6) 1:56.97 40.69	2:36.88 39.91	0.93
5	7	NELSON Emme	MAC-NC	0.73	(3) 35.86	(3) 1:15.60 39.74	(5) 1:56.65 41.05	2:36.90 40.25	0.95
=6	3	SYKES Emily	TENN	0.74	(4) 36.14	(4) 1:16.11 39.97	(4) 1:56.44 40.33	2:37.04 40.60	1.09
=6	8	OWNBEY Hannah	YSSC	0.73	(1) 35.40	(1) 1:15.07 39.67	(2) 1:55.52 40.45	2:37.04 41.52	1.09
8	2	ANDISON Bailey	MVN	0.69	(6) 36.32	(8) 1:16.77 40.45	(8) 1:57.67 40.90	2:38.96 41.29	3.01

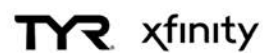
Final D

Rank	Lane	Name	Club Code	R.T.	50m	100m	150m	Time	Time Behind
1	7	WEBER Emma	TOPS	0.72	(1) 34.77	(1) 1:14.53 39.76	(1) 1:54.91 40.38	2:35.06 40.15	
2	1	DAVISON Chase	TOPS	0.71	(6) 36.10	(5) 1:15.91 39.81	(2) 1:55.53 39.62	2:35.72 40.19	0.66
3	2	BOGGS Lillie	BAY	0.71	(3) 35.52	(3) 1:15.65 40.13	(3) 1:56.37 40.72	2:37.25 40.88	2.19
4	3	JOHNSON Gigi	SA	0.72	(4) 35.79	(4) 1:15.88 40.09	(5) 1:56.86 40.98	2:37.77 40.91	2.71
5	6	MUHITCH Seanna	LAC	0.72	(8) 36.89	(8) 1:16.98 40.09	(6) 1:57.49 40.51	2:38.53 41.04	3.47
6	8	MANGAOANG Desirae	MAC-NC	0.62	(2) 35.24	(2) 1:14.69 39.45	(4) 1:56.46 41.77	2:38.65 42.19	3.59
7	4	GUAN Xiaoyun	CHEN	0.70	(7) 36.17	(7) 1:16.71 40.54	(7) 1:57.73 41.02	2:38.81 41.08	3.75
8	5	LIBLER Jordyn	CW	0.51	(5) 35.81	(6) 1:16.11 40.30	(8) 1:57.96 41.85	2:40.23 42.27	5.17

Legend:

AR	Americas Record	CR	Championship Record	R.T.	Reaction Time	US	US Open Record
WJ	World Junior Record	WR	World Record				

Official Timekeeping by Omega





2020 Tyr Pro Swim Series

Knoxville, TN

January 16 - 19, 2020

Event 118 18 JAN 2020 - 07:27

Men's 200m Breaststroke

Final

Results

Event Number 18

	Record	Splits		Name	Club Code	Location	Date
WR	2:06.12	29.73	1:02.22	1:34.23	CHUPKOV Anton	RUS Gwangju (KOR)	26 JUL 2019
US	2:07.17	29.21	1:01.67	1:34.19	PRENOT Josh	USA Omaha, NE (USA)	30 JUN 2016
CR	2:08.95				WILSON Andrew	USA Atlanta (USA)	1 JAN 2018
AR	2:07.17	29.21	1:01.67	1:34.19	PRENOT Josh	USA Omaha, NE (USA)	30 JUN 2016
WJ	2:07.35				QIN Haiyang	CHN Tianjin (CHN)	1 SEP 2017

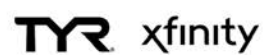
Final B

Rank	Lane	Name	Club Code	R.T.	50m	100m	150m	Time	Time Behind
1	1	WILSON Andrew	ABSC	0.66	(2) 29.90	(1) 1:03.66 33.76	(1) 1:39.11 35.45	2:16.21	
2	2	KAMMINGA Frederik	EKSC	0.67	(3) 30.57	(3) 1:05.37 34.80	(2) 1:41.33 35.96	2:18.02	1.81
3	4	ARROYO Jarod	FORK	0.69	(7) 31.89	(5) 1:07.18 35.29	(4) 1:42.43 35.25	2:18.06	1.85
4	5	THOMAS Wes	ALTO	0.63	(4) 31.35	(4) 1:06.50 35.15	(3) 1:42.27 35.77	2:18.76	2.55
5	6	HOULIE Michael	TENN	0.58	(5) 31.73	(=7) 1:07.50 35.77	(7) 1:44.48 36.98	2:20.39	4.18
6	8	BREHM Alex	LAK	0.67	(6) 31.84	(6) 1:07.45 35.61	(5) 1:43.94 36.49	2:21.15	4.94
7	7	DEGRIJZE Kevin	SA	0.69	(8) 32.03	(=7) 1:07.50 35.47	(6) 1:43.96 36.46	2:21.72	5.51
8	3	CULJAT Lance	EKC	0.60	(1) 29.53	(2) 1:03.89 34.36	(8) 1:46.68 42.79	2:30.83	14.62

Final A

Rank	Lane	Name	Club Code	R.T.	50m	100m	150m	Time	Time Behind
1	4	LICON Will	TXLA	0.69	(2) 29.84	(1) 1:03.19 33.35	(1) 1:36.74 33.55	2:10.34	
2	3	McKEE Anton	PRVT	0.67	(1) 29.73	(2) 1:03.45 33.72	(2) 1:37.15 33.70	2:11.34	1.00
3	5	FINK Nicolas	ABSC	0.73	(3) 30.18	(4) 1:04.02 33.84	(4) 1:37.98 33.96	2:12.11	1.77
4	6	CLAVERIE Carlos	CARD	0.72	(5) 30.37	(3) 1:03.82 33.45	(3) 1:37.88 34.06	2:12.77	2.43
5	7	DERGOUSOFF James	CHEN	0.71	(7) 30.73	(7) 1:05.40 34.67	(5) 1:40.42 35.02	2:15.69	5.35
6	2	RUTTER Jonathan	UN-VA	0.69	(8) 30.83	(6) 1:05.36 34.53	(6) 1:40.46 35.10	2:16.10	5.76
7	1	ZITO Nick	UN-IL	0.75	(4) 30.31	(5) 1:04.95 34.64	(7) 1:40.70 35.75	2:17.32	6.98
8	8	WICH-GLASEN Nils	UN-SC	0.70	(6) 30.71	(8) 1:05.77 35.06	(8) 1:41.42 35.65	2:17.71	7.37

Official Timekeeping by Omega





2020 Tyr Pro Swim Series

Knoxville, TN

January 16 - 19, 2020

Event 118 18 JAN 2020 - 07:27

Men's 200m Breaststroke

Final

Results

Event Number 18

Final C

Rank	Lane	Name	Club Code	R.T.	50m	100m	150m	Time	Time Behind
1	3	FUNK Richard	CAN	0.64	(2) 30.96	(1) 1:06.63 35.67	(2) 1:44.20 37.57	2:22.12 37.92	
2	6	CHAMPLIN Brett	TENN	0.72	(5) 32.16	(4) 1:08.30 36.14	(5) 1:45.44 37.14	2:22.20 36.76	0.08
3	4	DILLARD Jarel	TENN	0.62	(1) 30.93	(2) 1:06.65 35.72	(1) 1:43.66 37.01	2:22.36 38.70	0.24
4	5	LONG Bryar	ACAC	0.62	(4) 32.10	(3) 1:08.16 36.06	(4) 1:45.31 37.15	2:22.40 37.09	0.28
5	1	HONG Joseph	PCAC	0.76	(6) 32.32	(5) 1:08.51 36.19	(3) 1:45.26 36.75	2:23.15 37.89	1.03
6	8	SWIFT Sean	SMST	0.73	(8) 32.45	(7) 1:09.00 36.55	(8) 1:46.83 37.83	2:23.99 37.16	1.87
7	7	HOUSE Grant	SUN	0.63	(3) 31.82	(6) 1:08.56 36.74	(6) 1:45.97 37.41	2:24.47 38.50	2.35
8	2	POLISHCHUK Oleksiy	SCAR	0.72	(7) 32.35	(8) 1:09.10 36.75	(7) 1:46.74 37.64	2:24.57 37.83	2.45

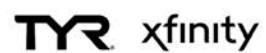
Final D

Rank	Lane	Name	Club Code	R.T.	50m	100m	150m	Time	Time Behind
1	6	PENNEY Tyler	FASTMW	0.73	(1) 32.09	(1) 1:08.42 36.33	(1) 1:45.72 37.30	2:23.34 37.62	
2	2	BARR Luke	SCSCMW	0.67	(2) 32.16	(2) 1:09.07 36.91	(2) 1:46.83 37.76	2:23.72 36.89	0.38
3	5	GARCIA Kyle	SMST	0.64	(5) 33.41	(5) 1:10.58 37.17	(4) 1:47.32 36.74	2:24.47 37.15	1.13
4	3	McINERNY Evan	SA	0.70	(3) 33.08	(3) 1:09.65 36.57	(3) 1:46.93 37.28	2:24.59 37.66	1.25
5	1	KAYE Parker	TENN	0.64	(6) 33.51	(4) 1:10.42 36.91	(5) 1:48.13 37.71	2:26.69 38.56	3.35
6	4	PHILLIPS Michael	AQJT	0.79	(4) 33.10	(6) 1:10.88 37.78	(6) 1:50.10 39.22	2:29.80 39.70	6.46
7	8	BORISOV Alex	BAY	0.66	(7) 33.65	(7) 1:11.99 38.34	(7) 1:51.00 39.01	2:30.07 39.07	6.73
	7	WORTH Daniel	EKC					DSQ	

Legend:

=	Equal rank	AR	Americas Record	CR	Championship Record	DSQ	Disqualified
R.T.	Reaction Time	US	US Open Record	WJ	World Junior Record	WR	World Record

Official Timekeeping by Omega





2020 Tyr Pro Swim Series

Knoxville, TN

January 16 - 19, 2020

Event 119 18 JAN 2020 - 07:38

Women's 400m Freestyle

Final

Results

Event Number 19

	Record	Splits		Name	Club Code	Location	Date
WR	3:56.46	57.05	1:57.11	2:57.62	LEDECKY Katie	USA Rio de Janeiro (BRA)	7 AUG 2016
US	3:57.94	57.07	1:57.70	2:58.15	LEDECKY Katie	USA Indianapolis, IN (USA)	17 MAY 2018
CR	3:57.94	57.07	1:57.70	2:58.15	LEDECKY Katie	USA Indianapolis, IN (USA)	17 MAY 2018
AR	3:56.46	57.05	1:57.11	2:57.62	LEDECKY Katie	USA Rio (BRA)	7 AUG 2016
WJ	3:58.37	57.87	1:58.30	2:58.74	LEDECKY Katie	USA Gold Coast (AUS)	21 AUG 2014

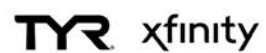
Final B

Rank	Lane	Name	Club Code	R.T.	Time	Time Behind
1	5	MEITZ Kaersten	BA	0.83	4:09.32	
50m (5) 29.80	100m (1) 1:01.36 31.56	150m (1) 1:33.12 31.76	200m (1) 2:04.74 31.62	250m (1) 2:36.29 31.55	300m (1) 3:07.61 31.32	350m (1) 3:38.92 31.31
2	6	McMURRAY Olivia	SWIM	0.76	4:13.49	4.17
50m (7) 30.04	100m (5) 1:01.75 31.71	150m (4) 1:34.15 32.40	200m (4) 2:06.55 32.40	250m (4) 2:39.07 32.52	300m (4) 3:11.26 32.19	350m (4) 3:43.09 31.83
3	4	O'CROININ Emma	EKSC	0.77	4:13.68	4.36
50m (4) 29.77	100m (6) 1:02.09 32.32	150m (3) 1:34.09 32.00	200m (2) 2:06.28 32.19	250m (2) 2:38.29 32.01	300m (2) 3:10.66 32.37	350m (2) 3:42.60 31.94
4	1	LUDLOW Danica	UCSC	0.65	4:14.35	5.03
50m (2) 29.65	100m (=2) 1:01.60 31.95	150m (2) 1:34.00 32.40	200m (3) 2:06.38 32.38	250m (3) 2:38.56 32.18	300m (3) 3:10.75 32.19	350m (3) 3:42.96 32.21
5	3	ACKMAN Alyson	PCSC	0.67	4:16.41	7.09
50m (6) 29.94	100m (7) 1:02.42 32.48	150m (7) 1:34.91 32.49	200m (7) 2:07.32 32.41	250m (7) 2:40.10 32.78	300m (5) 3:12.35 32.25	350m (5) 3:44.72 32.37
6	2	JUNGBLUT Viviane	GNU	0.75	4:18.07	8.75
50m (8) 30.18	100m (8) 1:02.65 32.47	150m (8) 1:35.35 32.70	200m (8) 2:08.10 32.75	250m (8) 2:40.51 32.41	300m (8) 3:13.13 32.62	350m (7) 3:45.96 32.83
7	7	MILLER Hayden	CFSC	0.83	4:18.14	8.82
50m (3) 29.70	100m (=2) 1:01.60 31.90	150m (5) 1:34.18 32.58	200m (6) 2:06.88 32.70	250m (5) 2:39.77 32.89	300m (6) 3:12.93 33.16	350m (6) 3:45.77 32.84
8	8	RAAB Meaghan	NAC	0.71	4:18.83	9.51
50m (1) 29.62	100m (4) 1:01.63 32.01	150m (6) 1:34.22 32.59	200m (5) 2:06.84 32.62	250m (6) 2:39.86 33.02	300m (7) 3:13.05 33.19	350m (8) 3:46.16 33.11

Final A

Rank	Lane	Name	Club Code	R.T.	Time	Time Behind
1	5	SULLIVAN Erica	SAND	0.63	4:06.36	
50m (3) 29.00	100m (2) 59.55 30.55	150m (2) 1:30.59 31.04	200m (1) 2:01.69 31.10	250m (1) 2:33.09 31.40	300m (1) 3:04.33 31.24	350m (1) 3:35.74 31.41
2	3	SCHMITT Allison	SUN	0.71	4:09.98	3.62
50m (1) 28.51	100m (1) 59.13 30.62	150m (1) 1:30.31 31.18	200m (2) 2:01.78 31.47	250m (2) 2:33.75 31.97	300m (2) 3:05.70 31.95	350m (2) 3:37.85 32.15
3	4	WEYANT Emma	SYS	0.77	4:10.65	4.29
50m (4) 29.22	100m (3) 1:00.06 30.84	150m (3) 1:31.31 31.25	200m (3) 2:02.86 31.55	250m (3) 2:34.78 31.92	300m (3) 3:07.08 32.30	350m (3) 3:39.21 32.13
4	2	STEGE Rachel	FOX	0.74	4:13.52	7.16
50m (2) 28.93	100m (4) 1:00.25 31.32	150m (4) 1:32.47 32.22	200m (4) 2:05.10 32.63	250m (4) 2:37.75 32.65	300m (4) 3:10.53 32.78	350m (4) 3:42.41 31.88
5	6	ROSENDAHL BACH Helena	DEN	0.94	4:14.37	8.01
50m (8) 30.60	100m (8) 1:02.95 32.35	150m (8) 1:35.80 32.85	200m (8) 2:07.63 31.83	250m (8) 2:39.87 32.24	300m (8) 3:11.74 31.87	350m (7) 3:43.81 32.07
6	8	DENIGAN Mariah	LAK	0.72	4:14.83	8.47
50m (6) 29.73	100m (7) 1:01.61 31.88	150m (7) 1:33.99 32.38	200m (7) 2:06.42 32.43	250m (5) 2:38.47 32.05	300m (5) 3:10.62 32.15	350m (5) 3:42.70 32.08
7	1	FRERIKS Geena	KYA	0.70	4:15.25	8.89
50m (5) 29.50	100m (5) 1:01.31 31.81	150m (5) 1:33.45 32.14	200m (6) 2:06.24 32.79	250m (6) 2:38.70 32.46	300m (7) 3:11.43 32.73	350m (8) 3:43.89 32.46
8	7	NUNAN Amanda	TENN	0.85	4:15.82	9.46
50m (7) 29.91	100m (6) 1:01.50 31.59	150m (6) 1:33.64 32.14	200m (5) 2:06.16 32.52	250m (7) 2:38.77 32.61	300m (6) 3:11.20 32.43	350m (6) 3:43.80 32.60

Official Timekeeping by Omega





2020 Tyr Pro Swim Series

Knoxville, TN

January 16 - 19, 2020

Event 119 18 JAN 2020 - 07:38

Women's 400m Freestyle

Final

Results

Event Number 19

Final C

Rank	Lane	Name	Club Code	R.T.	Time	Time Behind
1	6	PADINGTON Mackenzie	CAN	0.73	4:14.74	
50m (1) 28.77	100m (1) 1:00.33 31.56	150m (1) 1:32.44 32.11	200m (1) 2:05.11 32.67	250m (1) 2:37.85 32.74	300m (1) 3:10.83 32.98	350m (1) 3:43.26 32.43
2	2	GRIMES Katie	SAND	0.67	4:15.26	0.52
50m (3) 29.40	100m (4) 1:01.43 32.03	150m (2) 1:33.72 32.29	200m (2) 2:06.41 32.69	250m (2) 2:38.97 32.56	300m (2) 3:11.77 32.80	350m (2) 3:44.21 32.44
3	3	McCULLOH Abigail	SA	0.74	4:17.20	2.46
50m (=7) 30.03	100m (7) 1:01.43 32.55	150m (7) 1:35.22 32.64	200m (7) 2:07.91 32.69	250m (6) 2:40.41 32.50	300m (4) 3:13.26 32.85	350m (3) 3:45.50 32.24
4	4	BELLIO Katrina	ESWI	0.72	4:17.50	2.76
50m (=7) 30.03	100m (6) 1:02.14 32.11	150m (6) 1:34.57 32.43	200m (6) 2:07.59 33.02	250m (5) 2:40.26 32.67	300m (5) 3:13.33 33.07	350m (5) 3:46.14 32.81
5	7	MATTES Michaela	SYS	0.80	4:18.49	3.75
50m (5) 29.67	100m (3) 1:01.42 31.75	150m (4) 1:34.08 32.66	200m (4) 2:06.99 32.91	250m (3) 2:40.05 33.06	300m (3) 3:13.12 33.07	350m (4) 3:45.76 32.64
6	8	McCARVILLE Kate	SPA-AR	0.65	4:19.46	4.72
50m (4) 29.64	100m (5) 1:01.70 32.06	150m (5) 1:34.14 32.44	200m (3) 2:06.96 32.82	250m (4) 2:40.16 33.20	300m (6) 3:13.64 33.48	350m (6) 3:46.85 33.21
7	1	SAUICKIE Addie	SYS	0.72	4:20.17	5.43
50m (6) 29.83	100m (8) 1:02.64 32.81	150m (8) 1:35.41 32.77	200m (8) 2:08.38 32.97	250m (8) 2:41.15 32.77	300m (7) 3:14.49 33.34	350m (7) 3:47.66 33.17
8	5	CARDWELL Summer	TBAC	0.79	4:22.82	8.08
50m (2) 29.15	100m (2) 1:00.95 31.80	150m (3) 1:33.80 32.85	200m (5) 2:07.26 33.46	250m (7) 2:40.81 33.55	300m (8) 3:14.95 34.14	350m (8) 3:49.41 34.46

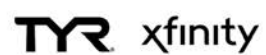
Final D

Rank	Lane	Name	Club Code	R.T.	Time	Time Behind
1	4	JANSEN Eila	ESWI	0.67	4:19.67	
50m (4) 29.87	100m (2) 1:02.42 32.55	150m (3) 1:35.26 32.84	200m (1) 2:08.50 33.24	250m (2) 2:41.71 33.21	300m (2) 3:15.00 33.29	350m (2) 3:47.92 32.92
2	5	KNAPP Sophia	TIDE	0.71	4:20.30	0.63
50m (2) 29.75	100m (3) 1:02.47 32.72	150m (2) 1:35.17 32.70	200m (2) 2:08.56 33.39	250m (1) 2:41.33 32.77	300m (1) 3:14.47 33.14	350m (1) 3:47.62 33.15
3	6	LANE Nicola	RAYS	0.73	4:22.46	2.79
50m (6) 30.20	100m (6) 1:03.10 32.90	150m (6) 1:36.51 33.41	200m (6) 2:10.06 33.55	250m (4) 2:43.59 33.53	300m (3) 3:16.85 33.26	350m (3) 3:50.22 33.37
4	7	WATTS Stella Grace	ATAC	0.71	4:23.57	3.90
50m (1) 29.40	100m (1) 1:01.95 32.55	150m (1) 1:35.16 33.21	200m (3) 2:08.77 33.61	250m (3) 2:42.96 34.19	300m (4) 3:17.14 34.18	350m (4) 3:50.67 33.53
5	1	DUNFORD Abby	SAND	0.74	4:23.78	4.11
50m (5) 30.19	100m (5) 1:03.04 32.85	150m (5) 1:36.42 33.38	200m (4) 2:09.96 33.54	250m (6) 2:43.74 33.78	300m (6) 3:17.50 33.76	350m (5) 3:51.01 33.51
6	3	ALVAREZ Maria	TNAQ	0.75	4:24.42	4.75
50m (8) 30.32	100m (7) 1:03.36 33.04	150m (7) 1:36.61 33.25	200m (5) 2:10.01 33.40	250m (5) 2:43.62 33.61	300m (5) 3:17.46 33.84	350m (6) 3:51.21 33.75
7	2	BELLARD Hannah	CW	0.80	4:26.59	6.92
50m (7) 30.31	100m (8) 1:03.46 33.15	150m (8) 1:36.91 33.45	200m (8) 2:11.05 34.14	250m (8) 2:45.00 33.95	300m (7) 3:19.23 34.23	350m (7) 3:53.42 34.19
8	8	WILSON Kayla	TIDE	0.70	4:28.42	8.75
50m (3) 29.76	100m (4) 1:02.74 32.98	150m (4) 1:36.23 33.49	200m (7) 2:10.51 34.28	250m (7) 2:44.56 34.05	300m (8) 3:19.45 34.89	350m (8) 3:54.08 34.63

Legend:

=	Equal rank	AR	Americas Record	CR	Championship Record	R.T.	Reaction Time
US	US Open Record	WJ	World Junior Record	WR	World Record		

Official Timekeeping by Omega





2020 Tyr Pro Swim Series

Knoxville, TN

January 16 - 19, 2020

Event 120 18 JAN 2020 - 07:52

Men's 400m Freestyle

Final

Results

Event Number 20

	Record	Splits			Name	Club Code	Location	Date
WR	3:40.07	54.42	1:51.02	2:47.17	BIEDERMANN Paul	GER	Rome (ITA)	26 JUL 2009
US	3:43.53	54.67	1:51.14	2:47.52	JENSEN Larsen	USA	Omaha, NE (USA)	29 JUN 2008
CR	3:43.55				YANG Sun	JPN	Santa Clara (USA)	1 JAN 2016
AR	3:42.78	54.86	1:51.91	2:48.07	JENSEN Larsen	USA	Beijing (CHN)	10 AUG 2008
WJ	3:44.60	53.35	1:50.26	2:47.72	HORTON Mack	AUS	Brisbane (AUS)	1 APR 2014

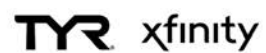
Final B

Rank	Lane	Name	Club Code	R.T.	Time	Time Behind
1	4	ROSE Dare	SCAR	0.67	3:55.88	
50m (4) 27.58	100m (4) 57.56 29.98	150m (4) 1:27.59 30.03	200m (3) 1:57.62 30.03	250m (3) 2:27.48 29.86	300m (3) 2:57.48 30.00	350m (2) 3:27.30 29.82
2	3	ABBOTT Taylor	TENN	0.69	3:56.41	0.53
50m (8) 28.23	100m (7) 58.03 29.80	150m (6) 1:28.37 30.34	200m (5) 1:58.63 30.26	250m (5) 2:28.52 29.89	300m (4) 2:58.38 29.86	350m (4) 3:28.11 29.73
3	5	LI Stanford	PCSC	0.67	3:56.69	0.81
50m (1) 27.26	100m (1) 56.44 29.18	150m (1) 1:26.19 29.75	200m (1) 1:56.14 29.95	250m (1) 2:26.22 30.08	300m (1) 2:56.72 30.50	350m (1) 3:27.16 30.44
4	7	COTE Tristan	UCSC	0.77	3:57.34	1.46
50m (3) 27.48	100m (2) 56.75 29.27	150m (2) 1:26.79 30.04	200m (2) 1:56.88 30.09	250m (2) 2:27.09 30.21	300m (2) 2:57.37 30.28	350m (3) 3:27.67 30.30
5	2	BROTHERS Peter	UCSC	0.71	3:57.66	1.78
50m (6) 27.80	100m (5) 57.62 29.82	150m (5) 1:28.28 30.66	200m (6) 1:58.79 30.51	250m (6) 2:28.88 30.09	300m (5) 2:58.85 29.97	350m (5) 3:28.54 29.69
6	8	ZAKALA Josh	CAN	0.72	3:59.34	3.46
50m (2) 27.43	100m (3) 57.12 29.69	150m (3) 1:27.12 30.00	200m (4) 1:57.64 30.52	250m (4) 2:28.17 30.53	300m (6) 2:58.91 30.74	350m (6) 3:29.49 30.58
7	1	RICE Sam	TNAQ	0.68	4:00.78	4.90
50m (5) 27.79	100m (6) 57.85 30.06	150m (7) 1:28.38 30.53	200m (7) 1:58.94 30.56	250m (8) 2:29.43 30.49	300m (8) 2:59.88 30.45	350m (8) 3:30.50 30.62
8	6	WIESER Chris	DART	0.64	4:01.28	5.40
50m (7) 28.04	100m (8) 58.32 30.28	150m (8) 1:28.76 30.44	200m (8) 1:58.95 30.19	250m (7) 2:29.17 30.22	300m (7) 2:59.13 29.96	350m (7) 3:30.25 31.12

Final A

Rank	Lane	Name	Club Code	R.T.	Time	Time Behind
1	4	GROTHER Zane	BCH	0.68	3:48.38	
50m (2) 26.30	100m (=1) 54.79 28.49	150m (1) 1:23.66 28.87	200m (1) 1:53.08 29.42	250m (1) 2:22.50 29.42	300m (2) 2:52.07 29.57	350m (1) 3:20.70 28.63
2	2	SMITH Kieran	UN-FL	0.69	3:48.51	0.13
50m (1) 26.11	100m (=1) 54.79 28.68	150m (2) 1:24.06 29.27	200m (2) 1:53.29 29.23	250m (2) 2:22.60 29.31	300m (1) 2:51.99 29.39	350m (2) 3:21.09 29.10
3	3	MAGAHEY Jake	SA	0.74	3:53.90	5.52
50m (3) 26.68	100m (3) 55.73 29.05	150m (3) 1:25.32 29.59	200m (3) 1:55.21 29.89	250m (3) 2:25.21 30.00	300m (3) 2:55.47 30.26	350m (3) 3:24.86 29.39
4	8	ACOSTA Marcelo	CARD	0.73	3:54.34	5.96
50m (7) 27.46	100m (8) 56.91 29.45	150m (8) 1:26.68 29.77	200m (6) 1:56.54 29.86	250m (5) 2:26.48 29.94	300m (4) 2:56.36 29.88	350m (4) 3:25.85 29.49
5	5	FOSTER Carson	RAYS	0.67	3:56.58	8.20
50m (5) 27.06	100m (6) 56.40 29.34	150m (6) 1:26.49 30.09	200m (7) 1:56.67 30.18	250m (7) 2:27.03 30.36	300m (6) 2:57.32 30.29	350m (5) 3:27.85 30.53
6	6	BAGSHAW Jeremy	CAN	0.68	3:57.25	8.87
50m (6) 27.14	100m (5) 56.18 29.04	150m (5) 1:26.26 30.08	200m (5) 1:56.44 30.18	250m (6) 2:26.88 30.44	300m (7) 2:57.68 30.80	350m (7) 3:28.13 30.45
7	7	HERON David	MVN	0.67	3:57.58	9.20
50m (8) 27.51	100m (7) 56.86 29.35	150m (7) 1:26.61 29.75	200m (8) 1:56.90 30.29	250m (8) 2:27.18 30.28	300m (8) 2:57.79 30.61	350m (8) 3:28.65 30.86
8	1	MITCHELL Jake	CSC-IN	0.72	3:57.93	9.55
50m (4) 26.83	100m (4) 55.89 29.06	150m (4) 1:25.52 29.63	200m (4) 1:55.88 30.36	250m (4) 2:26.41 30.53	300m (5) 2:57.15 30.74	350m (6) 3:28.08 30.93

Official Timekeeping by Omega





2020 Tyr Pro Swim Series

Knoxville, TN

January 16 - 19, 2020

Event 120 18 JAN 2020 - 07:52

Men's 400m Freestyle

Final

Results

Event Number 20

Final C

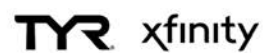
Rank	Lane	Name	Club Code	R.T.	Time	Time Behind
1	4	ZUCKER Logan	MAC-NC	0.64	4:00.52	
50m (5) 27.76	100m (2) 57.71 29.95	150m (2) 1:28.26 30.55	200m (3) 1:59.21 30.95	250m (2) 2:29.71 30.50	300m (2) 3:00.22 30.51	350m (1) 3:30.78 30.56
2	6	McDONALD Jacob	RAYS	0.60	4:00.53	0.01
50m (7) 27.82	100m (8) 58.24 30.42	150m (8) 1:29.23 30.99	200m (7) 2:00.14 30.91	250m (7) 2:31.32 31.18	300m (6) 3:01.96 30.64	350m (5) 3:32.44 30.48
3	7	CRANFIELD Conor	SWIM	0.72	4:00.64	0.12
50m (1) 27.33	100m (1) 56.40 29.07	150m (1) 1:26.89 30.49	200m (1) 1:57.60 30.71	250m (1) 2:28.68 31.08	300m (1) 2:59.94 31.26	350m (2) 3:31.16 31.22
4	3	HEDLIN Eric	CAN	0.70	4:01.97	1.45
50m (8) 28.01	100m (7) 58.08 30.07	150m (3) 1:28.35 30.27	200m (2) 1:59.11 30.76	250m (3) 2:29.97 30.86	300m (3) 3:01.19 31.22	350m (3) 3:31.98 30.79
5	5	PONCE de LEON Rafael	BSS	0.74	4:02.51	1.99
50m (6) 27.81	100m (6) 57.95 30.14	150m (6) 1:28.73 30.78	200m (5) 1:59.60 30.87	250m (5) 2:30.44 30.84	300m (4) 3:01.23 30.79	350m (4) 3:32.08 30.85
6	1	HINAWI Marc	TENN	0.69	4:02.88	2.36
50m (=3) 27.72	100m (4) 57.81 30.09	150m (4) 1:28.54 30.73	200m (6) 1:59.71 31.17	250m (6) 2:31.30 31.59	300m (7) 3:02.33 31.03	350m (7) 3:33.34 31.01
7	2	OLIVER Sam	SNOW	0.78	4:02.96	2.44
50m (2) 27.69	100m (3) 57.74 30.05	150m (5) 1:28.56 30.82	200m (4) 1:59.47 30.91	250m (4) 2:30.38 30.91	300m (5) 3:01.59 31.21	350m (6) 3:32.80 31.21
8	8	LUCAS Cooper	LAC	0.69	4:04.94	4.42
50m (=3) 27.72	100m (5) 57.91 30.19	150m (7) 1:28.98 31.07	200m (8) 2:00.22 31.24	250m (8) 2:31.42 31.20	300m (8) 3:03.24 31.82	350m (8) 3:34.49 31.25

Final D

Rank	Lane	Name	Club Code	R.T.	Time	Time Behind
1	2	REYNOLDS Parker	SMSC	0.70	4:02.57	
50m (6) 28.25	100m (4) 58.50 30.25	150m (4) 1:29.39 30.89	200m (3) 2:00.24 30.85	250m (2) 2:31.20 30.96	300m (1) 3:02.00 30.80	350m (1) 3:33.28 31.28
2	5	ARAYA Gabriel	AZFL	0.70	4:02.81	0.24
50m (4) 28.07	100m (6) 58.99 30.92	150m (7) 1:30.50 31.51	200m (7) 2:01.87 31.37	250m (5) 2:32.75 30.88	300m (4) 3:03.84 31.09	350m (3) 3:33.72 29.88
3	6	BROWN Eric	PCSC	0.72	4:03.56	0.99
50m (3) 27.80	100m (2) 58.17 30.37	150m (3) 1:29.26 31.09	200m (2) 1:59.97 30.71	250m (3) 2:31.28 31.31	300m (2) 3:02.32 31.04	350m (2) 3:33.54 31.22
4	8	VANDEUSEN Jack	BSS	0.70	4:03.81	1.24
50m (1) 27.53	100m (1) 57.68 30.15	150m (1) 1:28.49 30.81	200m (1) 1:59.66 31.17	250m (1) 2:31.16 31.50	300m (3) 3:02.48 31.32	350m (4) 3:33.98 31.50
5	4	HIGDON Stuart	ATAC	0.73	4:05.53	2.96
50m (7) 28.46	100m (8) 59.40 30.94	150m (8) 1:30.51 31.11	200m (8) 2:01.89 31.38	250m (8) 2:33.18 31.29	300m (6) 3:04.75 31.57	350m (5) 3:35.71 30.96
6	1	CUSTER Liam	SYS	0.70	4:06.32	3.75
50m (8) 28.58	100m (7) 59.24 30.66	150m (6) 1:30.31 31.07	200m (6) 2:01.54 31.23	250m (6) 2:32.92 31.38	300m (5) 3:04.36 31.44	350m (6) 3:35.83 31.47
7	7	GEHRIG John	MAC-NC	0.72	4:07.98	5.41
50m (2) 27.61	100m (3) 58.18 30.57	150m (2) 1:29.25 31.07	200m (4) 2:00.83 31.58	250m (4) 2:32.48 31.65	300m (7) 3:04.84 32.36	350m (8) 3:37.12 32.28
8	3	SIMPSON Blake	SMSC	0.75	4:08.25	5.68
50m (5) 28.15	100m (5) 58.87 30.72	150m (5) 1:29.49 30.62	200m (5) 2:01.34 31.85	250m (7) 2:33.05 31.71	300m (8) 3:05.19 32.14	350m (7) 3:36.87 31.68

Legend:	= Equal rank	AR Americas Record	CR Championship Record	R.T. Reaction Time
US	US Open Record	WJ World Junior Record	WR World Record	

Official Timekeeping by Omega





2020 Tyr Pro Swim Series

Knoxville, TN

January 16 - 19, 2020

Event 121 19 JAN 2020 - 12:08

Women's 1500m Freestyle

All Heats

Results Summary

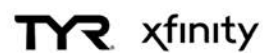
Event Number 21

Heat

Rank	Heat	Lane	Name	Club Code	Year of Birth	R.T.	Time	Time Behind	
21	2	8	ROSS Kyla	CAN	2001	0.64	17:43.18	1:41.47	
	50m	30.99	100m 1:04.97	150m 1:39.35	200m 2:14.26	250m 2:48.84	300m 3:23.91	350m 3:58.99	400m 4:34.15
			33.98	34.38	34.91	34.58	35.07	35.08	35.16
	450m	5:09.54	500m 5:45.34	550m 6:20.82	600m 6:56.54	650m 7:32.22	700m 8:08.35	750m 8:44.25	800m 9:20.27
		35.39	35.80	35.48	35.72	35.68	36.13	35.90	36.02
	850m	9:56.44	900m 10:32.66	950m 11:08.60	1000m 11:44.66	1050m 12:20.71	1100m 12:56.91	1150m 13:32.77	1200m 14:08.65
		36.17	36.22	35.94	36.06	36.05	36.20	35.86	35.88
	1250m	14:44.63	1300m 15:20.58	1350m 15:56.57	1400m 16:32.53	1450m 17:08.13			
		35.98	35.95	35.99	35.96	35.60	35.05		
22	3	5	DAVIE Alicia	SYS	2002	0.57	17:52.57	1:50.86	
	50m	31.86	100m 1:05.59	150m 1:40.03	200m 2:14.52	250m 2:49.60	300m 3:24.49	350m 3:59.77	400m 4:35.07
			33.73	34.44	34.49	35.08	34.89	35.28	35.30
	450m	5:10.93	500m 5:46.82	550m 6:22.87	600m 6:58.98	650m 7:35.33	700m 8:11.30	750m 8:47.54	800m 9:23.79
		35.86	35.89	36.05	36.11	36.35	35.97	36.24	36.25
	850m	10:00.51	900m 10:36.82	950m 11:13.19	1000m 11:49.47	1050m 12:26.15	1100m 13:02.47	1150m 13:38.64	1200m 14:14.55
		36.72	36.31	36.37	36.28	36.68	36.32	36.17	35.91
	1250m	14:51.08	1300m 15:27.36	1350m 16:03.93	1400m 16:40.16	1450m 17:16.74			
		36.53	36.28	36.57	36.23	36.58	35.83		
	2	6	McINTOSH Summer	ESWI	◆ 2006				DNS
	3	3	CHANG Claudia	AQJT	2002				DNS

Legend:							
AR	Americas Record	CR	Championship Record	DNS	Did Not Start	R.T.	Reaction Time
US	US Open Record	WJ	World Junior Record	WR	World Record	◆	Junior swimmer

Official Timekeeping by Omega





2020 Tyr Pro Swim Series

Knoxville, TN

January 16 - 19, 2020

Event 122 19 JAN 2020 - 12:26

Men's 1500m Freestyle

All Heats

Results Summary

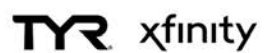
Event Number 22

	Record	Splits			Name	Club Code	Location	Date	
WR	14:31.02	55.80	1:54.31	3:51.50	7:45.45	SUN Yang	CHN	London (GBR)	4 AUG 2012
US	14:45.54	56.06	1:55.50	3:54.42	7:53.91	VANDERKAAY Peter	USA	Omaha, NE (USA)	6 JUL 2008
CR	14:53.12					WILLIMOVSKY Jordan	USA	Mesa (USA)	1 JAN 2016
AR	14:39.48	56.74	1:55.55	3:53.15	7:49.73	JAEGER Connor	USA	Rio (BRA)	13 AUG 2016
WJ	14:46.09	56.52	1:55.88	3:55.53	7:53.07	GRGIC Franko	CRO	Budapest (HUN)	25 AUG 2019

Heat

Rank	Heat	Lane	Name	Club Code	Year of Birth	R.T.	Time	Time Behind	
1	1	5	GROTHER Zane	BCH	1992	0.74	15:19.77		
		50m	27.52	100m	57.61	150m	1:28.10	200m	1:58.73
					30.09		30.49		30.63
		450m	4:32.07	500m	5:02.93	550m	5:33.53	600m	6:04.15
					30.67		30.60		30.89
		850m	8:39.01	900m	9:10.20	950m	9:41.37	1000m	10:12.71
					31.02		31.17		31.34
		1250m	12:48.25	1300m	13:19.26	1350m	13:49.99	1400m	14:20.69
					30.98		31.01		30.73
2	1	6	HERON David	MVN	1995	0.69	15:28.40	8.63	
		50m	28.47	100m	58.98	150m	1:29.94	200m	2:01.00
					30.51		30.96		31.06
		450m	4:37.07	500m	5:08.43	550m	5:39.87	600m	6:10.93
					31.28		31.44		31.30
		850m	8:46.74	900m	9:18.00	950m	9:49.11	1000m	10:20.27
					31.11		31.11		31.16
		1250m	12:55.35	1300m	13:26.27	1350m	13:57.19	1400m	14:28.14
					31.10		30.92		30.95
3	1	4	NORGAARD Alexander	DEN	2000	0.68	15:29.92	10.15	
		50m	27.74	100m	57.76	150m	1:28.19	200m	1:58.67
					30.02		30.43		30.48
		450m	4:33.04	500m	5:03.89	550m	5:34.99	600m	6:06.01
					30.88		31.10		31.59
		850m	8:44.11	900m	9:15.84	950m	9:47.75	1000m	10:19.79
					31.73		31.91		32.04
		1250m	12:59.04	1300m	13:30.14	1350m	14:01.03	1400m	14:31.67
					31.77		31.10		30.64
4	1	2	ACOSTA Marcelo	CARD	1996	0.73	15:30.34	10.57	
		50m	28.89	100m	59.94	150m	1:31.12	200m	2:02.57
					31.05		31.18		31.45
		450m	4:40.37	500m	5:11.71	550m	5:43.00	600m	6:14.25
					31.61		31.29		31.27
		850m	8:50.59	900m	9:21.86	950m	9:53.26	1000m	10:24.64
					31.16		31.40		31.38
		1250m	12:58.87	1300m	13:29.68	1350m	14:00.40	1400m	14:31.05
					31.09		30.81		30.65
5	1	8	BECKER Dylan	SAND	◆ 2002	0.68	15:36.63	16.86	
		50m	28.34	100m	58.93	150m	1:29.80	200m	2:01.08
					30.59		30.87		31.28
		450m	4:36.95	500m	5:08.29	550m	5:39.45	600m	6:10.93
					31.34		31.16		31.48
		850m	8:47.73	900m	9:19.20	950m	9:50.64	1000m	10:22.02
					31.32		31.44		31.38
		1250m	12:59.54	1300m	13:31.21	1350m	14:02.84	1400m	14:34.51
					31.44		31.67		31.67
6	3	3	LI Stanford	PCSC	◆ 2002	0.68	15:38.86	19.09	
		50m	28.39	100m	58.75	150m	1:30.07	200m	2:01.51
					30.36		31.32		31.44
		450m	4:39.79	500m	5:11.42	550m	5:42.92	600m	6:14.46
					31.69		31.63		31.54
		850m	8:52.18	900m	9:23.90	950m	9:55.43	1000m	10:27.37
					31.65		31.72		31.94
		1250m	13:05.44	1300m	13:36.77	1350m	14:07.74	1400m	14:38.79
					31.19		31.33		31.05

Official Timekeeping by Omega





2020 Tyr Pro Swim Series

Knoxville, TN

January 16 - 19, 2020

Event 122 19 JAN 2020 - 12:26

Men's 1500m Freestyle

All Heats

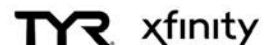
Results Summary

Event Number 22

Heat

Rank	Heat	Lane	Name	Club Code	Year of Birth	R.T.	Time	Time Behind	
14	1	1	BROTHERS Peter	UCSC	1996	0.71	16:01.72	41.95	
	50m	28.16	100m 58.35 30.19	150m 1:29.75 31.40	200m 2:01.30 31.55	250m 2:33.25 31.95	300m 3:05.48 32.23	350m 3:37.85 32.37	400m 4:10.32 32.47
	450m	4:42.89	500m 5:15.48 32.57	550m 5:48.09 32.61	600m 6:20.82 32.73	650m 6:53.23 32.41	700m 7:25.81 32.58	750m 7:58.57 32.76	800m 8:31.62 33.05
	850m	9:04.45	900m 9:37.41 32.83	950m 10:10.20 32.96	1000m 10:43.23 32.79	1050m 11:15.77 32.54	1100m 11:48.14 32.37	1150m 12:20.50 32.36	1200m 12:52.67 32.17
	1250m	13:24.69	1300m 13:56.84 32.02	1350m 14:28.26 31.42	1400m 15:00.34 32.08	1450m 15:31.63 31.29			
15	3	4	SIMPSON Blake	SMSC	2001	0.74	16:02.05	42.28	
	50m	28.72	100m 59.92 31.20	150m 1:31.42 31.50	200m 2:03.19 31.77	250m 2:35.08 31.89	300m 3:06.52 31.44	350m 3:38.14 31.62	400m 4:10.02 31.88
	450m	4:42.98	500m 5:14.71 32.96	550m 5:47.30 32.59	600m 6:18.98 31.68	650m 6:51.11 32.69	700m 7:24.11 32.44	750m 7:56.66 32.55	800m 8:28.96 32.30
	850m	9:01.37	900m 9:33.83 32.41	950m 10:05.17 32.46	1000m 10:37.57 32.40	1050m 11:10.05 32.48	1100m 11:42.86 32.81	1150m 12:15.27 32.41	1200m 12:48.15 32.88
	1250m	13:21.02	1300m 13:53.25 32.87	1350m 14:25.87 32.62	1400m 14:57.99 32.12	1450m 15:30.33 32.34			
16	4	2	CUSTER Liam	SYS	◆ 2004	0.71	16:04.32	44.55	
	50m	29.43	100m 1:01.21 31.78	150m 1:33.49 32.28	200m 2:05.71 32.22	250m 2:37.91 32.20	300m 3:10.23 32.32	350m 3:42.65 32.42	400m 4:15.30 32.65
	450m	4:47.78	500m 5:20.28 32.48	550m 5:52.58 32.50	600m 6:24.97 32.39	650m 6:57.11 32.14	700m 7:29.49 32.38	750m 8:01.73 32.24	800m 8:34.17 32.44
	850m	9:06.20	900m 9:38.62 32.03	950m 10:10.82 32.42	1000m 10:43.40 32.58	1050m 11:15.55 32.15	1100m 11:48.05 32.50	1150m 12:20.22 32.17	1200m 12:52.64 32.42
	1250m	13:24.91	1300m 13:57.40 32.27	1350m 14:29.54 32.14	1400m 15:01.60 32.06	1450m 15:33.20 31.60			
17	2	6	BROWN Eric	PCSC	◆ 2002	0.73	16:04.98	45.21	
	50m	28.47	100m 59.53 31.06	150m 1:31.39 31.86	200m 2:03.15 31.76	250m 2:35.44 32.29	300m 3:07.30 31.86	350m 3:39.71 32.41	400m 4:12.02 32.31
	450m	4:44.48	500m 5:16.54 32.46	550m 5:48.72 32.06	600m 6:20.83 32.11	650m 6:53.18 32.35	700m 7:25.29 32.11	750m 7:57.67 32.38	800m 8:30.08 32.41
	850m	9:02.83	900m 9:35.62 32.75	950m 10:08.15 32.79	1000m 10:40.88 32.73	1050m 11:13.27 32.39	1100m 11:45.76 32.49	1150m 12:18.16 32.40	1200m 12:50.72 32.56
	1250m	13:23.58	1300m 13:56.22 32.86	1350m 14:29.20 32.98	1400m 15:01.72 32.52	1450m 15:33.86 32.14			
18	4	4	HIGDON Stuart	ATAC	◆ 2003	0.72	16:06.00	46.23	
	50m	29.20	100m 1:01.09 31.89	150m 1:33.33 32.24	200m 2:05.77 32.44	250m 2:38.25 32.48	300m 3:10.77 32.52	350m 3:43.25 32.48	400m 4:15.95 32.70
	450m	4:48.56	500m 5:21.02 32.61	550m 5:53.48 32.46	600m 6:25.77 32.29	650m 6:58.13 32.36	700m 7:30.46 32.33	750m 8:03.04 32.58	800m 8:35.56 32.52
	850m	9:08.01	900m 9:40.48 32.45	950m 10:13.02 32.47	1000m 10:45.29 32.27	1050m 11:17.74 32.45	1100m 11:49.67 31.93	1150m 12:21.95 32.28	1200m 12:54.16 32.21
	1250m	13:26.44	1300m 13:58.43 32.28	1350m 14:30.65 31.99	1400m 15:02.87 32.22	1450m 15:35.35 32.48			
19	2	3	REYNOLDS Parker	SMSC	◆ 2004	0.71	16:06.89	47.12	
	50m	28.78	100m 1:00.26 31.48	150m 1:32.33 32.07	200m 2:04.11 31.78	250m 2:36.84 32.73	300m 3:08.86 32.02	350m 3:41.39 32.53	400m 4:13.88 32.49
	450m	4:46.47	500m 5:18.83 32.59	550m 5:51.06 32.23	600m 6:23.65 32.59	650m 6:56.19 32.54	700m 7:28.87 32.68	750m 8:01.28 32.41	800m 8:33.95 32.67
	850m	9:06.09	900m 9:38.73 32.14	950m 10:10.99 32.64	1000m 10:44.05 33.06	1050m 11:16.60 32.55	1100m 11:49.59 32.99	1150m 12:22.48 32.89	1200m 12:55.14 32.66
	1250m	13:27.28	1300m 13:59.90 32.14	1350m 14:32.04 32.62	1400m 15:04.25 32.21	1450m 15:35.65 31.40			
20	2	1	ZUCKER Logan	MAC-NC	◆ 2003	0.68	16:07.48	47.71	
	50m	29.20	100m 1:00.70 31.50	150m 1:32.37 31.67	200m 2:04.74 32.37	250m 2:36.92 32.18	300m 3:09.39 32.47	350m 3:41.93 32.54	400m 4:14.59 32.66
	450m	4:47.06	500m 5:19.66 32.47	550m 5:52.18 32.52	600m 6:24.84 32.66	650m 6:57.35 32.51	700m 7:30.09 32.74	750m 8:02.74 32.65	800m 8:35.35 32.61
	850m	9:07.92	900m 9:40.70 32.57	950m 10:13.24 32.78	1000m 10:46.35 33.11	1050m 11:19.03 32.68	1100m 11:52.11 33.08	1150m 12:24.60 32.49	1200m 12:57.19 32.59
	1250m	13:29.28	1300m 14:01.90 32.09	1350m 14:33.96 32.06	1400m 15:06.16 32.20	1450m 15:36.88 30.72			

Official Timekeeping by Omega





2020 Tyr Pro Swim Series

Knoxville, TN

January 16 - 19, 2020

Event 122 19 JAN 2020 - 12:26

Men's 1500m Freestyle

All Heats

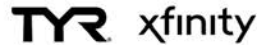
Results Summary

Event Number 22

Heat

Rank	Heat	Lane	Name	Club Code	Year of Birth	R.T.	Time	Time Behind	
21	3	7	COTE Ben	SPA-FL	◆ 2003	0.69	16:13.29	53.52	
		50m	29.28	100m	1:01.11	150m	1:33.99	200m	2:07.08
					31.83		32.88		33.09
		450m	4:50.13	500m	5:22.69	550m	5:55.24	600m	6:27.89
			32.73		32.56		32.55		32.65
		850m	9:11.57	900m	9:43.97	950m	10:16.82	1000m	10:49.43
			32.80		32.40		32.85		32.61
		1250m	13:32.59	1300m	14:05.32	1350m	14:37.91	1400m	15:10.52
			32.53		32.73		32.59		32.61
									32.27
22	3	6	LUCAS Cooper	LAC	◆ 2005	0.69	16:13.55	53.78	
		50m	28.78	100m	1:01.16	150m	1:33.21	200m	2:05.58
					32.38		32.05		32.37
		450m	4:48.56	500m	5:21.52	550m	5:54.01	600m	6:26.86
			32.77		32.96		32.49		32.85
		850m	9:10.56	900m	9:43.19	950m	10:16.02	1000m	10:48.85
			32.86		32.63		32.83		32.83
		1250m	13:32.54	1300m	14:05.50	1350m	14:38.15	1400m	15:10.74
			32.29		32.96		32.65		32.59
									32.16
23	4	3	SANDERS Ethan	TENN	1999	0.70	16:15.10	55.33	
		50m	27.29	100m	57.57	150m	1:29.24	200m	2:01.29
					30.28		31.67		32.05
		450m	4:42.72	500m	5:14.82	550m	5:47.34	600m	6:20.31
			32.34		32.10		32.52		32.97
		850m	9:05.65	900m	9:38.73	950m	10:12.37	1000m	10:45.21
			32.47		33.08		33.64		32.84
		1250m	13:31.67	1300m	14:05.30	1350m	14:38.27	1400m	15:11.74
			33.39		33.63		32.97		33.47
									32.21
24	3	8	MOHAMMED Kareem	ROD	2000	0.63	16:16.45	56.68	
		50m	28.78	100m	59.93	150m	1:31.79	200m	2:03.69
					31.15		31.86		31.90
		450m	4:46.60	500m	5:19.11	550m	5:51.73	600m	6:24.28
			33.03		32.51		32.62		32.55
		850m	9:08.49	900m	9:41.18	950m	10:14.13	1000m	10:47.19
			32.84		32.69		32.95		33.06
		1250m	13:32.71	1300m	14:05.73	1350m	14:38.77	1400m	15:11.76
			33.14		33.02		33.04		32.99
									32.51
25	2	2	VANDEUSEN Jack	BSS	2001	0.71	16:17.03	57.26	
		50m	28.92	100m	1:00.32	150m	1:32.18	200m	2:04.56
					31.40		31.86		32.38
		450m	4:47.78	500m	5:20.57	550m	5:53.45	600m	6:26.41
			32.61		32.79		32.88		32.96
		850m	9:11.02	900m	9:44.07	950m	10:17.11	1000m	10:49.95
			32.85		33.05		33.04		32.84
		1250m	13:34.16	1300m	14:07.21	1350m	14:40.17	1400m	15:13.20
			32.83		33.05		32.96		33.03
									32.18
26	3	1	DON James	SCAR	◆ 2003	0.65	16:19.34	59.57	
		50m	30.04	100m	1:02.37	150m	1:34.75	200m	2:07.67
					32.33		32.38		32.92
		450m	4:53.70	500m	5:27.05	550m	6:00.46	600m	6:33.81
			33.13		33.35		33.41		33.35
		850m	9:19.13	900m	9:51.68	950m	10:24.21	1000m	10:56.77
			32.78		32.55		32.53		32.56
		1250m	13:39.04	1300m	14:11.06	1350m	14:43.60	1400m	15:15.72
			32.51		32.02		32.54		32.12
									31.36
27	5	4	TAYLOR Andrew	TBAC	◆ 2004	0.71	16:22.03	1:02.26	
		50m	29.49	100m	1:01.38	150m	1:34.37	200m	2:07.29
					31.89		32.99		32.92
		450m	4:52.67	500m	5:25.73	550m	5:59.03	600m	6:31.87
			32.88		33.06		33.30		32.84
		850m	9:17.44	900m	9:50.40	950m	10:23.61	1000m	10:56.44
			33.21		32.96		33.21		32.83
		1250m	13:39.93	1300m	14:12.24	1350m	14:44.90	1400m	15:17.33
			32.32		32.31		32.66		32.43
									32.59

Official Timekeeping by Omega





2020 Tyr Pro Swim Series

Knoxville, TN

January 16 - 19, 2020

Event 122 19 JAN 2020 - 12:26

Men's 1500m Freestyle

All Heats

Results Summary

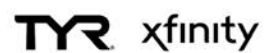
Event Number 22

Heat

Rank	Heat	Lane	Name	Club Code	Year of Birth	R.T.	Time	Time Behind
35	4	8	ATKINSON Ike	MAC-NC	2001	0.77	17:02.45	1:42.68
	50m 28.57	100m 1:00.07	150m 1:32.73	200m 2:05.85	250m 2:39.09	300m 3:11.78	350m 3:44.13	400m 4:17.31
		31.50	32.66	33.12	33.24	32.69	32.35	33.18
450m 4:51.49	500m 5:25.98	550m 6:01.21	600m 6:36.74	650m 7:11.83	700m 7:46.69	750m 8:21.55	800m 8:56.87	
	34.18	34.49	35.23	35.53	35.09	34.86	34.86	35.32
850m 9:30.92	900m 10:06.06	950m 10:40.73	1000m 11:16.03	1050m 11:49.96	1100m 12:25.18	1150m 12:59.77	1200m 13:35.26	
	34.05	35.14	34.67	35.30	33.93	35.22	34.59	35.49
1250m 14:10.56	1300m 14:46.10	1350m 15:20.73	1400m 15:54.78	1450m 16:29.44				
	35.30	35.54	34.63	34.05	34.66	33.01		
36	5	6	NGAN Owen	UN-OR	◆ 2003	0.69	17:28.10	2:08.33
	50m 30.97	100m 1:04.42	150m 1:38.38	200m 2:13.16	250m 2:47.80	300m 3:22.69	350m 3:58.05	400m 4:33.78
		33.45	33.96	34.78	34.64	34.89	35.36	35.73
450m 5:08.90	500m 5:44.68	550m 6:19.58	600m 6:54.80	650m 7:30.15	700m 8:05.34	750m 8:40.36	800m 9:15.68	
	35.12	35.78	34.90	35.22	35.35	35.19	35.02	35.32
850m 9:50.17	900m 10:25.45	950m 10:59.96	1000m 11:35.31	1050m 12:09.78	1100m 12:45.04	1150m 13:20.26	1200m 13:55.85	
	34.49	35.28	34.51	35.35	34.47	35.26	35.22	35.59
1250m 14:31.41	1300m 15:07.15	1350m 15:42.42	1400m 16:17.99	1450m 16:53.20				
	35.56	35.74	35.27	35.57	35.21	34.90		

Legend:							
AR	Americas Record	CR	Championship Record	R.T.	Reaction Time	US	US Open Record
WJ	World Junior Record	WR	World Record	◆	Junior swimmer		

Official Timekeeping by Omega





2020 Tyr Pro Swim Series

Knoxville, TN

January 16 - 19, 2020

Event 23

19 JAN 2020 - 09:30

Women's 200m Individual Medley

Heats

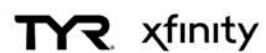
Results Summary

Event Number 23

	Record	Splits			Name	Club Code	Location	Date
WR	2:06.12	27.30	58.94	1:35.64	HOSSZU Katinka	HUN	Kazan (RUS)	3 AUG 2015
US	2:08.32	27.94	59.75	1:37.07	BAKER Kathleen	USA	Irvine, CA (USA)	29 JUL 2018
CR	2:08.66	28.14	1:00.96	1:38.55	HOSSZU Katinka	HUN	Charlotte, Nc (USA)	17 MAY 2015
AR	2:06.15	27.72	59.24	1:36.31	KUKORS Ariana	USA	Roma (ITA)	27 JUL 2009
WJ	2:09.94				McKEOWN Kaylee	AUS	Queensland (AUS)	9 JUN 2019

Rank	Heat	Lane	Name	Club Code	Year of Birth	R.T.	50m	100m	150m	Time	Time Behind
1	6	4	MARGALIS Melanie	SPA-FL	1991	0.69	28.89	1:02.81 33.92	1:40.93 38.12	2:13.32	A
2	5	5	SMALL Meghan	TENN	1998	0.64	29.26	1:03.87 34.61	1:42.06 38.19	2:13.33	0.01 A
3	5	4	COX Madisyn	TXLA	1995	0.70	29.60	1:04.67 35.07	1:42.82 38.15	2:13.51	0.19 A
4	4	4	WALSH Alex	NAC	2001	0.80	29.03	1:02.65 33.62	1:41.94 39.29	2:14.58	1.26 A
5	6	3	CIEPLUCHA Tess	TENN	1998	0.75	29.19	1:04.43 35.24	1:43.42 38.99	2:15.32	2.00 A
6	5	3	KINGSLEY Megan	ABSC	1996	0.69	28.79	1:03.68 34.89	1:44.59 40.91	2:16.78	3.46 A
7	4	5	RAAB Meaghan	NAC	1996	0.75	29.66	1:05.58 35.92	1:44.88 39.30	2:16.82	3.50 A
8	4	3	BACON Phoebe	NCAP	2002	0.68	28.89	1:03.94 35.05	1:44.40 40.46	2:16.95	3.63 A
9	5	7	YAGER Alexis	TENN	1998	0.74	30.00	1:05.93 35.93	1:45.50 39.57	2:17.96	4.64 B
10	2	2	ROTHROCK Trude	TENN	1999	0.66	28.88	1:04.54 35.66	1:45.68 41.14	2:18.24	4.92 B
11	6	2	KATZER Danika	TENN	2000	0.71	29.83	1:04.64 34.81	1:45.26 40.62	2:18.65	5.33 B
12	5	6	HANUS Danielle	CAN	1998	0.71	29.20	1:04.57 35.37	1:46.13 41.56	2:18.68	5.36 B
13	5	1	McCARVILLE Kate	SPA-AR	◆ 2003	0.66	29.20	1:05.42 36.22	1:47.05 41.63	2:19.15	5.83 B
14	4	1	OWNBEY Hannah	YSSC	2001	0.70	30.13	1:05.28 35.15	1:46.12 40.84	2:19.37	6.05 B
15	6	7	BONNETT Bailey	KYA	1998	0.67	30.27	1:06.87 36.60	1:46.69 39.82	2:19.62	6.30 B
16	1	8	DENIGAN Mariah	LAK	◆ 2003	0.68	31.41	1:06.58 35.17	1:48.50 41.92	2:20.08	6.76 B
17	3	8	ROSENDAHL BACH Helena	DEN	2000	0.84	29.82	1:05.74 35.92	1:48.48 42.74	2:20.11	6.79 C
18	4	7	SIMS Bella	SAND	◆ 2005	0.61	29.44	1:05.09 35.65	1:49.26 44.17	2:20.14	6.82 C
19	3	6	MURPHY Rosie	SMST	◆ 2004	0.66	30.43	1:05.87 35.44	1:48.10 42.23	2:20.23	6.91 C
20	4	8	MORLEY Laura	BAH	1996	0.73	30.80	1:08.20 37.40	1:47.37 39.17	2:20.37	7.05 C
21	6	1	McMURRAY Olivia	SWIM	◆ 2003	0.78	30.06	1:06.11 36.05	1:47.93 41.82	2:20.74	7.42 C
22	2	6	THATCHER Zoe	SST	1996	0.77	30.26	1:04.99 34.73	1:47.79 42.80	2:20.91	7.59 C
23	2	7	AVILA Julimar	UN-NE	1997	0.67	29.53	1:06.05 36.52	1:48.26 42.21	2:21.11	7.79 C

Official Timekeeping by Omega





2020 Tyr Pro Swim Series

Knoxville, TN

January 16 - 19, 2020

Event 23

19 JAN 2020 - 09:30

Women's 200m Individual Medley

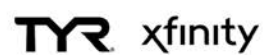
Heats

Results Summary

Event Number 23

Rank	Heat	Lane	Name	Club Code	Year of Birth	R.T.	50m	100m	150m	Time	Time Behind
24	6	5	ANDISON Bailey	MVN	1997	0.68	30.18	1:06.89 36.71	1:48.35 41.46	2:21.35 33.00	8.03 C
25	6	8	YEUNG Jamie	CW	1997	0.68	30.73	1:08.81 38.08	1:48.16 39.35	2:21.39 33.23	8.07 D
26	4	2	WAGNER Annika	WILD	2002	0.68	30.51	1:09.07 38.56	1:49.92 40.85	2:21.60 31.68	8.28 D
27	4	6	WALSH Gretchen	NAC	◆ 2003	0.80	29.13	1:05.02 35.89	1:47.43 42.41	2:21.85 34.42	8.53 D
28	3	5	McINTOSH Summer	ESWI	◆ 2006	0.68	30.26	1:05.59 35.33	1:49.11 43.52	2:21.86 32.75	8.54 D
29	7	8	JANSEN Ella	ESWI	◆ 2005	0.67	30.46	1:06.51 36.05	1:49.16 42.65	2:21.93 32.77	8.61 D
30	5	2	DAVEY Gillian	UN-KY	2001	0.70	30.79	1:08.39 37.60	1:47.64 39.25	2:21.96 34.32	8.64 D
31	2	5	O'CROININ Emma	EKSC	◆ 2003	0.67	29.66	1:05.38 35.72	1:49.93 44.55	2:22.20 32.27	8.88 D
32	2	1	SYKES Emily	TENN	1998	0.75	30.54	1:06.87 36.33	1:47.28 40.41	2:22.22 34.94	8.90 D
33	5	8	JOHNSON Gigi	SA	◆ 2004	0.71	30.22	1:06.80 36.58	1:48.94 42.14	2:22.34 33.40	9.02 R
34	1	5	WALDREP Ellie	BAY	2002	0.58	30.63	1:05.50 34.87	1:48.50 43.00	2:22.63 34.13	9.31 R
35	3	4	MASSEY Alex	UN-SE	2001	0.70	29.48	1:05.48 36.00	1:49.49 44.01	2:22.85 33.36	9.53
36	3	2	WEYANT Gracie	SYS	◆ 2005	0.71	30.89	1:07.99 37.10	1:50.31 42.32	2:23.37 33.06	10.05
37	3	1	CRUSH Annabel	LAK	2002	0.78	31.09	1:07.49 36.40	1:51.07 43.58	2:23.81 32.74	10.49
38	9	5	McGANN Bridget	DLTA	◆ 2006	0.68	30.39	1:08.74 38.35	1:50.74 42.00	2:23.83 33.09	10.51
39	9	1	CURTIS Brynn	YORK	2002	0.76	31.57	1:10.59 39.02	1:50.32 39.73	2:23.96 33.64	10.64
40	7	6	GRAHAM Madison	TENN	1997	0.70	31.49	1:08.66 37.17	1:50.48 41.82	2:24.03 33.55	10.71
41	1	7	GUAN Xiaoyun	CHEN	◆ 2003	0.71	31.70	1:08.94 37.24	1:50.53 41.59	2:24.22 33.69	10.90
42	7	3	McENROE Kirsti	YSSC	◆ 2004	0.73	30.81	1:06.91 36.10	1:50.90 43.99	2:24.29 33.39	10.97
43	9	6	DAVIS Laura	MAC-NC	2002	0.76	31.37	1:08.06 36.69	1:50.43 42.37	2:24.31 33.88	10.99
44	7	4	HERRMANN Danielle	CLOV	1987	0.66	30.10	1:09.78 39.68	1:50.39 40.61	2:24.50 34.11	11.18
=45	1	3	STRICKLIN Sydney	CW	◆ 2003	0.68	30.19	1:06.04 35.85	1:50.96 44.92	2:24.52 33.56	11.20
=45	2	8	NELSON Emme	MAC-NC	2001	0.74	31.36	1:07.83 36.47	1:49.71 41.88	2:24.52 34.81	11.20
47	10	2	BELLARD Hannah	CW	◆ 2005	0.79	29.94	1:07.24 37.30	1:52.29 45.05	2:24.70 32.41	11.38
48	8	2	MENKHAUS Madeline	MAC-NC	◆ 2003	0.76	30.87	1:07.34 36.47	1:51.23 43.89	2:24.76 33.53	11.44
49	10	8	MILLER Hayden	CFSC	◆ 2004	0.76	31.08	1:08.13 37.05	1:52.00 43.87	2:24.94 32.94	11.62
50	2	3	KUWATA Paige	SAND	◆ 2004	0.68	30.93	1:07.13 36.20	1:51.83 44.70	2:24.97 33.14	11.65

Official Timekeeping by Omega





2020 Tyr Pro Swim Series

Knoxville, TN

January 16 - 19, 2020

Event 23

19 JAN 2020 - 09:30

Women's 200m Individual Medley

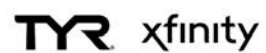
Heats

Results Summary

Event Number 23

Rank	Heat	Lane	Name	Club Code	Year of Birth	R.T.	50m	100m	150m	Time	Time Behind
51	1	4	DAVISON Chase	TOPS	◆ 2004	0.66	31.31	1:09.05 37.74	1:51.89 42.84	2:25.08 33.19	11.76
52	9	7	MARTIN Allison	FISH	◆ 2003	0.79	30.55	1:06.65 36.10	1:51.95 45.30	2:25.24 33.29	11.92
53	8	3	GORE Morgan	SMST	◆ 2004	0.73	30.69	1:07.75 37.06	1:51.40 43.65	2:25.37 33.97	12.05
54	8	7	WITKUS Amanda	GS	◆ 2004	0.69	30.91	1:08.67 37.76	1:52.12 43.45	2:25.58 33.46	12.26
55	3	3	LENIHAN Emily	LAK	2002	0.73	29.77	1:06.27 36.50	1:51.87 45.60	2:25.60 33.73	12.28
56	1	2	LO Jade	ESWI	◆ 2004	0.70	31.16	1:09.34 38.18	1:51.07 41.73	2:25.97 34.90	12.65
57	3	7	STONE McKenna	FOX	◆ 2003	0.69	30.04	1:09.05 39.01	1:52.62 43.57	2:26.24 33.62	12.92
58	9	3	MANGAOANG Desirae	MAC-NC	2002	0.63	31.32	1:10.58 39.26	1:52.17 41.59	2:26.29 34.12	12.97
59	7	1	WEBER Emma	TOPS	◆ 2004	0.74	30.16	1:09.20 39.04	1:51.50 42.30	2:26.31 34.81	12.99
60	8	6	SOWARDS Elizabeth	MAC-NC	◆ 2003	0.61	31.04	1:08.30 37.26	1:53.74 45.44	2:26.39 32.65	13.07
61	8	8	LIBLER Jordyn	CW	◆ 2003	0.62	31.12	1:10.15 39.03	1:51.68 41.53	2:26.48 34.80	13.16
62	7	7	YODER Kylie	MAC-NC	◆ 2003	0.70	30.33	1:05.94 35.61	1:52.20 46.26	2:26.54 34.34	13.22
63	10	5	YANDLE Ava	MAC-NC	◆ 2003	0.72	30.25	1:07.60 37.35	1:52.44 44.84	2:26.57 34.13	13.25
64	9	2	BROUWER Aubree	SPA-AR	◆ 2003	0.72	31.15	1:10.61 39.46	1:52.08 41.47	2:26.72 34.64	13.40
65	2	4	RAINEY Grace	MAC-NC	◆ 2004	0.77	31.18	1:10.87 39.69	1:52.95 42.08	2:26.90 33.95	13.58
66	1	1	PARKINSON Maxine	DLTA	2002	0.68	30.44	1:09.37 38.93	1:52.56 43.19	2:26.91 34.35	13.59
67	9	4	MARTIN Mary	DSMY	◆ 2003	0.71	32.00	1:09.70 37.70	1:51.80 42.10	2:26.97 35.17	13.65
68	8	4	BRENDZAN Olivia	EKSC	◆ 2003	0.65	31.78	1:08.15 36.37	1:53.14 44.99	2:27.46 34.32	14.14
69	10	6	HENSLER Rhianna	CW	2001	0.73	30.92	1:08.24 37.32	1:53.48 45.24	2:27.76 34.28	14.44
70	10	4	PEOPLES Olivia	BSS	◆ 2003	0.56	29.53	1:10.90 41.37	1:53.62 42.72	2:28.54 34.92	15.22
71	9	8	CHUNG Casey	CW	2001	0.71	31.66	1:09.07 37.41	1:54.01 44.94	2:29.02 35.01	15.70
72	10	1	WETTELAND Kelly	PA	◆ 2004	0.67	31.32	1:09.99 38.67	1:53.25 43.26	2:29.20 35.95	15.88
73	10	3	BRADAC Sophia	TOPS	2001	0.73	31.17	1:11.82 40.65	1:53.91 42.09	2:29.61 35.70	16.29
74	1	6	RICHARDSON Audrey	WILD	2002	0.74	32.06	1:08.92 36.86	1:54.70 45.78	2:29.93 35.23	16.61
=75	8	1	BARAKEY Lauren	TIDE	2002	0.73	32.13	1:12.65 40.52	1:55.25 42.60	2:31.60 36.35	18.28
=75	10	7	MUMFORD Susan	MAC-NC	2002	0.71	31.46	1:08.58 37.12	1:56.46 47.88	2:31.60 35.14	18.28
		6	ESCOBEDO Emily	COND	1995					DNS	

Official Timekeeping by Omega





2020 Tyr Pro Swim Series

Knoxville, TN

January 16 - 19, 2020

Event 23

19 JAN 2020 - 09:30

Women's 200m Individual Medley

Heats

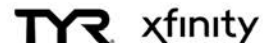
Results Summary

Event Number 23

Rank	Heat	Lane	Name	Club Code	Year of Birth	R.T.	50m	100m	150m	Time	Time Behind
	7	2	BEIL Mallory	TENN	2000					DNS	
	7	5	BANIC Madeline	TNAQ	1997					DNS	
	8	5	KONOPKA Katrina	NCAC	1997					DNS	

Legend:					
A	Qualified for final A	AR	Americas Record	B	Qualified for final B
C	Qualified for final C	CR	Championship Record	D	Qualified for final D
DNS	Did Not Start	R	Reserve	R.T.	Reaction Time
US	US Open Record	WJ	World Junior Record	WR	World Record
♦	Junior swimmer				

Official Timekeeping by Omega





2020 Tyr Pro Swim Series

Knoxville, TN

January 16 - 19, 2020

Event 24

19 JAN 2020 - 09:48

Men's 200m Individual Medley

Heats

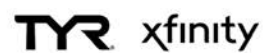
Results Summary

Event Number 24

	Record	Splits			Name	Club Code	Location	Date
WR	1:54.00	24.89	53.48	1:26.51	LOCHTE Ryan	USA	Shanghai (CHN)	28 JUL 2011
US	1:54.56	24.78	53.45	1:26.88	LOCHTE Ryan	USA	Indianapolis, IN (USA)	10 JUL 2009
CR	1:56.32				PHELPS Michael	USA	Indianapolis (USA)	1 JAN 2012
AR	1:54.00	24.89	53.48	1:26.51	LOCHTE Ryan	USA	Shanghai (CHN)	28 JUL 2011
WJ	1:57.06	25.21	55.79	1:28.93	QIN Haiyang	CHN	Budapest (HUN)	27 JUL 2017

Rank	Heat	Lane	Name	Club Code	Year of Birth	R.T.	50m	100m	150m	Time	Time Behind
1	6	4	FOSTER Carson	RAYS	2001	0.67	26.30	56.77 30.47	1:31.87 35.10	2:01.80	A
2	5	4	LICON Will	TXLA	1994	0.69	26.81	57.59 30.78	1:32.92 35.33	2:02.45	0.65 A
3	6	6	SZABO Norbert Szabo	UN-VA	1996	0.65	26.17	57.88 31.71	1:33.69 35.81	2:02.73	0.93 A
4	6	5	STEWART Sam	UN-MS	1997	0.67	26.59	57.12 30.53	1:33.20 36.08	2:02.85	1.05 A
5	5	3	ARROYO Jarod	FORK	2001	0.69	26.81	58.58 31.77	1:33.75 35.17	2:03.10	1.30 A
6	4	6	FINK Nicolas	ABSC	1993	0.72	27.33	1:00.71 33.38	1:35.99 35.28	2:04.43	2.63 A
7	4	5	DARRAGH Mackenzie	CAN	1993	0.69	26.74	59.26 32.52	1:35.05 35.79	2:04.50	2.70 A
8	5	7	NELSON Baylor	MAC-NC	◆ 2003	0.68	26.65	57.82 31.17	1:34.95 37.13	2:04.68	2.88 A
9	5	5	HOUSE Grant	SUN	1998	0.68	26.22	59.34 33.12	1:36.26 36.92	2:04.70	2.90 B
10	4	4	KNOX Finlay	CAN	2001	0.70	26.52	58.76 32.24	1:35.17 36.41	2:04.91	3.11 B
11	4	3	HILL Robert	UCSC	1996	0.64	27.20	59.09 31.89	1:34.78 35.69	2:05.36	3.56 B
12	6	2	COTE Tristan	UCSC	1995	0.70	27.33	1:00.09 32.76	1:36.16 36.07	2:05.91	4.11 B
13	6	3	ACEVEDO Javier	AJAX	1998	0.68	26.51	57.86 31.35	1:35.57 37.71	2:05.94	4.14 B
14	6	1	CLAVERIE Carlos	CARD	1996	0.75	27.10	1:00.27 33.17	1:35.10 34.83	2:05.99	4.19 B
15	5	6	ZAKALA Josh	CAN	1998	0.76	27.25	59.71 32.46	1:37.20 37.49	2:06.86	5.06 B
16	5	2	RUTTER Jonathan	UN-VA	1996	0.69	27.43	1:01.20 33.77	1:37.11 35.91	2:06.90	5.10 B
17	4	1	KABBARA Munzy	LIB	◆ 2002	0.65	27.18	59.21 32.03	1:36.43 37.22	2:07.06	5.26 C
18	2	7	MONAHAN Conall	MAC-NC	◆ 2002	0.65	28.09	1:00.73 32.64	1:37.20 36.47	2:07.58	5.78 C
19	4	7	DAVIS Wyatt	CSC-IN	2001	0.74	27.24	59.52 32.28	1:39.04 39.52	2:07.96	6.16 C
20	9	2	KAMMINGA Frederik	EKSC	1998	0.68	27.49	1:00.36 32.87	1:36.13 35.77	2:08.16	6.36 C
21	4	8	SKAANING Daniel	DEN	1993	0.62	28.04	1:01.34 33.30	1:37.96 36.62	2:08.21	6.41 C
22	1	3	SWIFT Sean	SMST	◆ 2002	0.73	27.89	1:02.00 34.11	1:38.02 36.02	2:08.66	6.86 C
23	7	4	GUSEV Alexander	SYS	2001	0.68	27.43	1:00.86 33.43	1:38.99 38.13	2:08.84	7.04 C

Official Timekeeping by Omega





2020 Tyr Pro Swim Series

Knoxville, TN

January 16 - 19, 2020

Event 24

19 JAN 2020 - 09:48

Men's 200m Individual Medley

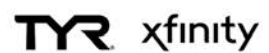
Heats

Results Summary

Event Number 24

Rank	Heat	Lane	Name	Club Code	Year of Birth	R.T.	50m	100m	150m	Time	Time Behind
24	4	2	PALASCHUK Brian	ROD	1998	0.65	26.90	58.60 31.70	1:37.52 38.92	2:08.86 31.34	7.06 C
25	2	4	AFFELD Jonathan	ALTO	◆ 2002	0.68	26.58	59.56 32.98	1:38.20 38.64	2:08.88 30.68	7.08 D
26	1	8	McINERNY Evan	SA	2001	0.67	27.53	59.99 32.46	1:38.02 38.03	2:09.16 31.14	7.36 D
27	3	6	WILBY Mason	KYA	1999	0.68	27.25	1:00.18 32.93	1:39.96 39.78	2:09.28 29.32	7.48 D
28	6	8	ZUCHOWSKI Josh	FASTFG	◆ 2004	0.72	27.46	59.43 31.97	1:38.24 38.81	2:09.32 31.08	7.52 D
29	3	5	BARR Luke	SCSCMW	◆ 2003	0.66	27.62	1:02.44 34.82	1:39.70 37.26	2:09.35 29.65	7.55 D
30	2	1	McCORMICK Evan	SMST	2001	0.66	28.09	1:02.25 34.16	1:38.39 36.14	2:09.65 31.26	7.85 D
31	8	4	CULJAT Lance	EKC	1998	0.66	27.20	1:01.75 34.55	1:38.66 36.91	2:09.66 31.00	7.86 D
32	2	3	ZITO Nick	UN-IL	1994	0.74	26.87	1:02.07 35.20	1:37.62 35.55	2:09.81 32.19	8.01 D
33	5	8	HUSKEY Aj	CSC-MV	◆ 2002	0.62	27.97	1:01.16 33.19	1:39.97 38.81	2:10.41 30.44	8.61 R
34	7	3	ROSELY Zane	CW	◆ 2002	0.59	27.90	1:01.39 33.49	1:40.27 38.88	2:10.87 30.60	9.07 R
35	10	5	BREHM Alex	LAK	◆ 2002	0.64	27.82	1:02.69 34.87	1:40.09 37.40	2:10.88 30.79	9.08
36	5	1	HEASLEY Ethan	HEAT	2001	0.75	27.42	1:01.01 33.59	1:39.97 38.96	2:11.04 31.07	9.24
37	2	5	KANG Conner	LAK	2001	0.59	26.98	1:00.59 33.61	1:39.54 38.95	2:11.44 31.90	9.64
38	1	4	CHAMPLIN Brett	TENN	2000	0.70	28.08	1:02.24 34.16	1:39.25 37.01	2:11.59 32.34	9.79
39	9	3	BRETZMANN Peter	NCAC	◆ 2003	0.76	28.10	1:03.29 35.19	1:41.01 37.72	2:11.60 30.59	9.80
40	1	6	DEVINE Owen	TENN	1999	0.66	27.89	1:00.90 33.01	1:41.18 40.28	2:11.62 30.44	9.82
41	3	1	WOLFF Sebastian	TOPS	◆ 2003	0.65	27.76	1:01.67 33.91	1:39.93 38.26	2:11.63 31.70	9.83
42	1	7	GEHRIG John	MAC-NC	◆ 2002	0.69	27.93	1:01.52 33.59	1:40.91 39.39	2:11.64 30.73	9.84
43	3	8	SMITH Holden	RPC	◆ 2003	0.66	27.67	1:00.83 33.16	1:40.39 39.56	2:11.87 31.48	10.07
44	6	7	DERGOUSOFF James	CHEN	1996	0.72	27.54	1:01.96 34.42	1:39.87 37.91	2:11.98 32.11	10.18
45	3	7	LONG Bryar	ACAC	1997	0.64	28.24	1:03.05 34.81	1:40.96 37.91	2:12.00 31.04	10.20
46	10	1	WARD Zach	BKYS	◆ 2002	0.69	27.80	1:00.98 33.18	1:41.63 40.65	2:12.01 30.38	10.21
47	2	6	ANDERSON Jack	LAK	◆ 2003	0.70	27.58	1:01.67 34.09	1:41.33 39.66	2:12.18 30.85	10.38
48	8	1	DEGRIJZE Kevin	SA	◆ 2002	0.62	27.66	1:04.37 36.71	1:40.30 35.93	2:12.21 31.91	10.41
49	7	8	WORTH Daniel	EKC	◆ 2002	0.67	27.71	1:02.63 34.92	1:40.16 37.53	2:12.28 32.12	10.48
50	2	2	PETTY Evan	NAC	◆ 2003	0.70	27.26	1:00.31 33.05	1:39.54 39.23	2:12.56 33.02	10.76

Official Timekeeping by Omega





2020 Tyr Pro Swim Series

Knoxville, TN

January 16 - 19, 2020

Event 24

19 JAN 2020 - 09:48

Men's 200m Individual Medley

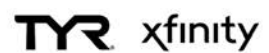
Heats

Results Summary

Event Number 24

Rank	Heat	Lane	Name	Club Code	Year of Birth	R.T.	50m	100m	150m	Time	Time Behind
51	9	1	KAYE Parker	TENN	1998	0.63	27.56	1:02.64 35.08	1:41.60 38.96	2:12.57 30.97	10.77
52	7	1	McKENRICK Brian	UN-MR	1999	0.72	27.77	1:01.93 34.16	1:41.67 39.74	2:12.65 30.98	10.85
53	7	5	BARNETT Wes	MAC-NC	◆ 2002	0.70	28.44	1:01.45 33.01	1:41.60 40.15	2:12.72 31.12	10.92
54	8	7	URIBE Brian	SCAR	◆ 2003	0.70	28.82	1:02.18 33.36	1:41.25 39.07	2:12.74 31.49	10.94
55	9	7	POLISHCHUK Oleksiy	SCAR	1999	0.67	27.67	1:03.24 35.57	1:40.35 37.11	2:12.88 32.53	11.08
56	8	8	SOSNOVIK Danylo	PCSC	1999	0.72	27.90	1:01.36 33.46	1:42.55 41.19	2:12.94 30.39	11.14
57	8	6	SIEBERT Tavis	FORK	◆ 2002	0.68	27.07	1:00.85 33.78	1:41.71 40.86	2:13.01 31.30	11.21
58	3	3	GIRAUDEAU Joel	TENN	2000	0.62	27.49	1:02.49 35.00	1:42.18 39.69	2:13.16 30.98	11.36
59	3	2	BRIED Tommy	ACE	◆ 2003	0.71	27.15	1:01.86 34.71	1:41.71 39.85	2:13.40 31.69	11.60
60	9	4	HORNE Thomas	TNAQ	2001	0.74	27.37	1:01.21 33.84	1:41.70 40.49	2:13.73 32.03	11.93
61	7	7	FINNERTY Ian	MVN	1996	0.71	26.93	1:03.00 36.07	1:41.77 38.77	2:13.80 32.03	12.00
62	7	6	VANDEUSEN Jack	BSS	2001	0.68	28.24	1:03.00 34.76	1:42.93 39.93	2:13.86 30.93	12.06
63	9	6	CAIRNS Zac	NCAC	◆ 2002	0.70	28.49	1:02.26 33.77	1:42.98 40.72	2:13.93 30.95	12.13
64	2	8	VANHERK Brendan	ROD	1999	0.63	27.69	1:00.57 32.88	1:41.43 40.86	2:13.95 32.52	12.15
65	1	2	BELKHELLADI Malachy	PCSC	◆ 2003	0.70	27.85	1:02.62 34.77	1:43.25 40.63	2:15.14 31.89	13.34
66	8	5	BORISOV Alex	BAY	2001	0.68	29.23	1:04.32 35.09	1:43.41 39.09	2:15.15 31.74	13.35
67	10	7	BATSON Henry	TOPS	◆ 2002	0.67	28.29	1:03.44 35.15	1:42.38 38.94	2:15.54 33.16	13.74
68	10	2	EWING Kendall	TIDE	◆ 2002	0.65	28.84	1:06.15 37.31	1:44.75 38.60	2:15.98 31.23	14.18
69	10	4	NEFF Alexander	TIDE	2001	0.71	28.03	1:03.31 35.28	1:45.55 42.24	2:16.17 30.62	14.37
70	7	2	ESPERNBERGER Martin	UN-FL	◆ 2003	0.75	28.20	1:04.96 36.76	1:44.72 39.76	2:16.47 31.75	14.67
71	10	3	STANLEY Matt	CAC	2000	0.73	28.29	1:04.17 35.88	1:43.20 39.03	2:18.00 34.80	16.20
	1	1	McKEE Anton	PRVT	1993					DNS	
	3	4	WILSON Andrew	ABSC	1993					DNS	
	8	2	LI Stanford	PCSC	◆ 2002					DNS	
	8	3	CUSTER Liam	SYS	◆ 2004					DNS	
	9	8	SCHOLTZ Will	LAK	◆ 2004					DNS	
	10	6	ZUCKER Logan	MAC-NC	◆ 2003					DNS	

Official Timekeeping by Omega





2020 Tyr Pro Swim Series

Knoxville, TN

January 16 - 19, 2020

Event 24

19 JAN 2020 - 09:48

Men's 200m Individual Medley

Heats

Results Summary

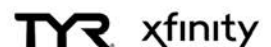
Event Number 24

Rank	Heat	Lane	Name	Club Code	Year of Birth	R.T.	50m	100m	150m	Time	Time Behind
	1	5	HOOVER Sam	NCAC	◆ 2003					DSQ	
	9	5	GARCIA Kyle	SMST	◆ 2002					DSQ	

Legend:

A	Qualified for final A	AR	Americas Record	B	Qualified for final B
C	Qualified for final C	CR	Championship Record	D	Qualified for final D
DNS	Did Not Start	DSQ	Disqualified	R	Reserve
R.T.	Reaction Time	US	US Open Record	WJ	World Junior Record
WR	World Record	◆	Junior swimmer		

Official Timekeeping by Omega





2020 Tyr Pro Swim Series

Knoxville, TN

January 16 - 19, 2020

Event 25

19 JAN 2020 - 10:05

Women's 200m Backstroke

Heats

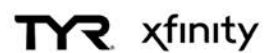
Results Summary

Event Number 25

	Record	Splits	Name	Club Code	Location	Date
WR	2:03.35	29.06 1:00.37 1:31.84	SMITH Regan	USA	Gwangju (KOR)	26 JUL 2019
US	2:05.68	29.74 1:01.15 1:33.24	FRANKLIN Missy	USA	Indianapolis, IN (USA)	26 JUN 2013
CR	2:06.36		RUCK Taylor	USA	Atlanta (USA)	1 JAN 2018
AR	2:03.35	29.06 1:00.37 1:31.84	SMITH Regan	USA	Gwangju (KOR)	26 JUL 2019
WJ	2:03.35	29.06 1:00.37 1:31.84	SMITH Regan	USA	Gwangju (KOR)	26 JUL 2019

Rank	Heat	Lane	Name	Club Code	Year of Birth	R.T.	50m	100m	150m	Time	Time Behind
1	6	4	SMITH Regan	RIPT	2002	0.60	30.47	1:03.49 33.02	1:36.86 33.37	2:10.12	A
2	4	4	BRATTON Lisa	AGS	1996	0.60	31.37	1:04.18 32.81	1:37.47 33.29	2:10.17	0.05 A
3	4	5	SEIDT Asia	KYA	1997	0.62	31.46	1:04.73 33.27	1:37.77 33.04	2:10.53	0.41 A
4	6	5	STADDEN Isabelle	AQJT	2002	0.64	31.35	1:05.02 33.67	1:38.57 33.55	2:11.60	1.48 A
5	5	3	HANNAH Jade	CAN	2002	0.57	30.41	1:03.38 32.97	1:37.48 34.10	2:11.81	1.69 A
6	5	5	FLICKINGER Hali	SUN	1994	0.65	31.67	1:05.02 33.35	1:38.82 33.80	2:11.84	1.72 A
7	4	6	BROOKS Caitlin	UN-KY	2000	0.55	31.08	1:04.17 33.09	1:38.36 34.19	2:12.26	2.14 A
8	5	6	OEZTUERK Sonnele	AU	1998	0.71	32.12	1:05.89 33.77	1:39.76 33.87	2:12.41	2.29 A
9	6	6	GOSS Kennedy	GGST	1996	0.63	31.86	1:06.03 34.17	1:39.63 33.60	2:12.71	2.59 B
10	4	3	GALYER Ali	KYA	1998	0.58	31.85	1:05.34 33.49	1:38.91 33.57	2:12.72	2.60 B
11	5	1	HARTY Kaitlin	TENN	1997	0.66	32.03	1:06.03 34.00	1:39.58 33.55	2:12.74	2.62 B
12	5	2	SORENSEN Sophie	KYA	2000	0.63	31.21	1:04.50 33.29	1:38.51 34.01	2:12.87	2.75 B
13	5	4	RUCK Taylor	CAN	2000	0.64	31.05	1:04.66 33.61	1:38.66 34.00	2:12.99	2.87 B
14	6	3	BACON Phoebe	NCAP	2002	0.60	31.05	1:05.09 34.04	1:39.94 34.85	2:13.81	3.69 B
15	3	3	EDWARDS Hana	CAN	◆ 2003	0.66	31.90	1:06.69 34.79	1:41.27 34.58	2:15.30	5.18 B
16	6	2	ZAVAROS Mabel	OAK	2000	0.63	32.03	1:06.54 34.51	1:41.36 34.82	2:15.33	5.21 B
17	5	7	NAZIEBLO Klaudia	UN-VA	1993	0.62	31.97	1:06.57 34.60	1:41.75 35.18	2:15.66	5.54 C
18	3	4	WEYANT Emma	SYS	2001	0.75	32.90	1:07.14 34.24	1:42.10 34.96	2:16.65	6.53 C
19	4	7	MURPHY Rosie	SMST	◆ 2004	0.63	32.08	1:07.03 34.95	1:42.54 35.51	2:17.04	6.92 C
20	2	3	LANNING Mackenzie	LAK	◆ 2004	0.67	32.70	1:07.49 34.79	1:42.84 35.35	2:17.41	7.29 C
21	3	1	SHIELDS Kendall	TENN	2000	0.72	32.84	1:07.35 34.51	1:42.14 34.79	2:17.56	7.44 C
22	3	2	GRIMES Katie	SAND	◆ 2006	0.60	32.89	1:07.46 34.57	1:42.84 35.38	2:17.88	7.76 C
23	6	8	DENIGAN Mariah	LAK	◆ 2003	0.63	32.38	1:07.30 34.92	1:42.68 35.38	2:18.15	8.03 C

Official Timekeeping by Omega





2020 Tyr Pro Swim Series

Knoxville, TN

January 16 - 19, 2020

Event 25

19 JAN 2020 - 10:05

Women's 200m Backstroke

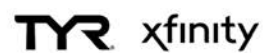
Heats

Results Summary

Event Number 25

Rank	Heat	Lane	Name	Club Code	Year of Birth	R.T.	50m	100m	150m	Time	Time Behind
24	6	7	HETRICK Paige	BRAD	2002	0.63	31.70	1:07.06 35.36	1:43.07 36.01	2:18.29 35.22	8.17 C
25	4	1	LENIHAN Emily	LAK	2002	0.61	32.44	1:07.91 35.47	1:43.97 36.06	2:18.39 34.42	8.27 D
26	3	5	CHUNG Casey	CW	2001	0.63	32.39	1:07.22 34.83	1:43.29 36.07	2:18.45 35.16	8.33 D
=27	2	7	LANE Nicola	RAYS	2002	0.61	32.94	1:07.95 35.01	1:43.76 35.81	2:18.93 35.17	8.81 D
=27	5	8	MARQUEZ Celina	AZFL	1999	0.59	32.69	1:07.47 34.78	1:43.03 35.56	2:18.93 35.90	8.81 D
29	3	6	MYERS Amber	SMST	◆ 2003	0.67	32.78	1:07.39 34.61	1:43.78 36.39	2:19.26 35.48	9.14 D
30	2	1	DAYTON CESAREO Isabella	CHEN	2002	0.67	33.76	1:09.09 35.33	1:44.83 35.74	2:20.42 35.59	10.30 D
31	1	8	MUMFORD Susan	MAC-NC	2002	0.59	32.94	1:08.62 35.68	1:45.05 36.43	2:20.64 35.59	10.52 D
32	1	4	BRENDZAN Olivia	EKSC	◆ 2003	0.71	33.52	1:09.12 35.60	1:45.41 36.29	2:20.83 35.42	10.71 D
33	6	1	WALDREP Ellie	BAY	2002	0.73	32.86	1:08.15 35.29	1:44.57 36.42	2:20.84 36.27	10.72 R
34	2	5	BATH Angelica	CHEN	2002	0.74	33.67	1:09.25 35.58	1:45.63 36.38	2:21.04 35.41	10.92 R
35	9	4	MOSES Casaundra	SPA-AR	◆ 2003	0.62	32.97	1:08.58 35.61	1:45.07 36.49	2:21.58 36.51	11.46
36	1	7	YANDLE Ava	MAC-NC	◆ 2003	0.60	33.62	1:09.23 35.61	1:45.77 36.54	2:21.71 35.94	11.59
=37	4	8	KUCHKAROVA Yulduz	CLOV	1994	0.63	31.67	1:07.66 35.99	1:45.09 37.43	2:21.72 36.63	11.60
=37	7	8	STOUT Alina	MAC-NC	2001	0.56	32.81	1:08.17 35.36	1:44.89 36.72	2:21.72 36.83	11.60
39	2	8	THATCHER Zoe	SST	1996	0.68	32.91	1:08.42 35.51	1:45.30 36.88	2:22.20 36.90	12.08
40	7	5	STRICKLIN Sydney	CW	◆ 2003	0.56	32.77	1:09.39 36.62	1:46.26 36.87	2:22.49 36.23	12.37
41	1	1	KAPPELLER Abigail	UN-MN	◆ 2003	0.59	32.56	1:09.46 36.90	1:46.26 36.80	2:22.52 36.26	12.40
42	7	3	KLYAROVSKAYA Anastasia	O2	1994	0.67	33.33	1:10.04 36.71	1:46.70 36.66	2:22.88 36.18	12.76
43	9	3	RIMAT Karlie	MMSC	1999	0.61	34.24	1:11.14 36.90	1:47.38 36.24	2:23.04 35.66	12.92
44	1	2	QUASS Berit	DSMY	2002	0.65	33.49	1:09.54 36.05	1:46.18 36.64	2:23.06 36.88	12.94
45	7	4	NOVELLINE Carly	WILD	◆ 2004	0.67	33.56	1:09.99 36.43	1:46.95 36.96	2:23.15 36.20	13.03
46	8	4	SAND Adair	UN-FL	2001	0.67	33.80	1:10.20 36.40	1:47.46 37.26	2:23.33 35.87	13.21
47	1	3	SILVER Sydney	TOPS	2002	0.74	33.93	1:09.88 35.95	1:46.74 36.86	2:23.35 36.61	13.23
48	2	6	BARTON Sarah	MAC-NC	2002	0.64	33.91	1:09.81 35.90	1:46.67 36.86	2:23.39 36.72	13.27
49	1	6	MENKHAUS Madeline	MAC-NC	◆ 2003	0.62	33.35	1:09.37 36.02	1:46.31 36.94	2:23.42 37.11	13.30
50	3	8	MASSEY Alex	UN-SE	2001	0.67	34.29	1:10.27 35.98	1:47.09 36.82	2:23.85 36.76	13.73

Official Timekeeping by Omega





2020 Tyr Pro Swim Series

Knoxville, TN

January 16 - 19, 2020

Event 25

19 JAN 2020 - 10:05

Women's 200m Backstroke

Heats

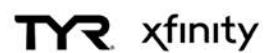
Results Summary

Event Number 25

Rank	Heat	Lane	Name	Club Code	Year of Birth	R.T.	50m	100m	150m	Time	Time Behind
51	8	2	SANCHEZ Allie	TOPS	◆ 2004	0.59	34.23	1:11.13 36.90	1:47.59 36.46	2:24.07 36.48	13.95
52	2	2	PHELPS Katie	AQJT	2002	0.66	33.75	1:10.61 36.86	1:47.80 37.19	2:24.95 37.15	14.83
53	8	5	KARL Abby	EKC	◆ 2003	0.59	33.25	1:09.74 36.49	1:47.63 37.89	2:25.17 37.54	15.05
54	8	8	KERN Emma	AQJT	◆ 2005	0.63	32.83	1:08.97 36.14	1:46.85 37.88	2:25.48 38.63	15.36
55	9	2	BARR Savannah	SYS	2002	0.63	34.33	1:10.48 36.15	1:47.54 37.06	2:25.67 38.13	15.55
56	3	7	CRUSH Annabel	LAK	2002	0.63	33.45	1:10.35 36.90	1:48.51 38.16	2:25.96 37.45	15.84
57	7	6	GABLE Isabella	TENN	2000	0.70	33.79	1:10.41 36.62	1:48.77 38.36	2:26.21 37.44	16.09
58	7	7	SHAW Abigail	EA	2001	0.58	33.82	1:10.27 36.45	1:48.44 38.17	2:26.41 37.97	16.29
59	8	1	RUSSELL Claire	MAC-NC	2002	0.61	32.92	1:09.50 36.58	1:48.05 38.55	2:26.44 38.39	16.32
60	1	5	CALDOW Elle	TIDE	2002	0.67	33.71	1:10.80 37.09	1:48.77 37.97	2:26.89 38.12	16.77
61	2	4	RICHARDSON Audrey	WILD	2002	0.67	34.01	1:10.51 36.50	1:48.95 38.44	2:27.49 38.54	17.37
62	7	2	HURT Lauren	NAC	2001	0.60	33.82	1:11.00 37.18	1:49.66 38.66	2:29.08 39.42	18.96
63	9	5	MANION Mara	CSC-MV	◆ 2003	0.57	34.36	1:11.87 37.51	1:51.11 39.24	2:29.42 38.31	19.30
64	8	6	STORM Abby	UN-CO	◆ 2004	0.65	34.57	1:12.71 38.14	1:52.10 39.39	2:29.55 37.45	19.43
65	9	6	DAVISON Chase	TOPS	◆ 2004	0.61	35.08	1:12.94 37.86	1:52.54 39.60	2:31.10 38.56	20.98
	4	2	SMALL Meghan	TENN	1998					DNS	
	7	1	SMITH Jenna	TOPS	◆ 2003					DNS	
	8	3	DUNFORD Abby	SAND	◆ 2006					DNS	
	8	7	GORE Morgan	SMST	◆ 2004					DNS	

Legend:					
A	Qualified for final A	AR	Americas Record	B	Qualified for final B
C	Qualified for final C	CR	Championship Record	D	Qualified for final D
DNS	Did Not Start	R	Reserve	R.T.	Reaction Time
US	US Open Record	WJ	World Junior Record	WR	World Record
◆	Junior swimmer				

Official Timekeeping by Omega





2020 Tyr Pro Swim Series

Knoxville, TN

January 16 - 19, 2020

Event 26

19 JAN 2020 - 10:24

Men's 200m Backstroke

Heats

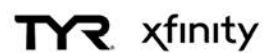
Results Summary

Event Number 26

	Record	Splits			Name	Club Code	Location	Date
WR	1:51.92	26.52	54.90	1:23.30	PEIRSOL Aaron	USA	Rome (ITA)	31 JUL 2009
US	1:53.08	26.82	55.18	1:24.06	PEIRSOL Aaron	USA	Indianapolis, IN (USA)	11 JUL 2009
CR	1:55.04				XU Jiayu	CHN	Indianapolis (USA)	1 JAN 2017
AR	1:51.92	26.52	54.90	1:23.30	PEIRSOL Aaron	USA	Rome (ITA)	31 JUL 2009
WJ	1:55.14	26.99	56.14	1:25.97	KOLESNIKOV Kliment	RUS	Budapest (HUN)	28 JUL 2017

Rank	Heat	Lane	Name	Club Code	Year of Birth	R.T.	50m	100m	150m	Time	Time Behind
1	6	5	SONG Andy Xianyang	CAL	1998	0.62	28.54	58.92 30.38	1:29.98 31.06	2:01.89	A
2	5	4	ACEVEDO Javier	AJAX	1998	0.62	29.02	59.67 30.65	1:31.41 31.74	2:02.53	0.64 A
3	4	4	REILMAN Joey	TNAQ	1997	0.62	28.22	59.11 30.89	1:31.24 32.13	2:03.30	1.41 A
4	4	5	MORALES Yeziel	AZFL	1996	0.53	28.89	1:00.69 31.80	1:32.23 31.54	2:03.50	1.61 A
5	6	2	STOKES Richie	UCSC	2000	0.59	29.33	1:00.71 31.38	1:32.62 31.91	2:03.71	1.82 A
6	6	4	DAVIS Wyatt	CSC-IN	2001	0.62	29.12	1:01.37 32.25	1:33.39 32.02	2:04.28	2.39 A
7	6	3	GARCIA Matthew	TENN	1998	0.56	29.29	1:01.22 31.93	1:33.50 32.28	2:04.95	3.06 A
8	5	6	LIERZ Harrison	EA	◆ 2002	0.67	29.19	1:00.17 30.98	1:32.39 32.22	2:05.15	3.26 A
9	6	8	MILLER Brandon	NCAC	◆ 2003	0.66	30.05	1:01.90 31.85	1:33.91 32.01	2:05.60	3.71 B
10	5	2	McDONALD Jacob	RAYS	◆ 2002	0.53	29.67	1:02.11 32.44	1:34.39 32.28	2:05.71	3.82 B
11	4	6	BINNEMA Josiah	CAN	1997	0.67	30.09	1:01.98 31.89	1:34.03 32.05	2:05.89	4.00 B
12	4	3	ZUCHOWSKI Josh	FASTFG	◆ 2004	0.59	29.90	1:02.23 32.33	1:34.88 32.65	2:06.14	4.25 B
13	6	1	MICELI Mateo	SCSCMW	◆ 2002	0.61	29.82	1:02.07 32.25	1:34.91 32.84	2:06.34	4.45 B
14	4	8	CUSTER Liam	SYS	◆ 2004	0.60	30.17	1:01.95 31.78	1:34.38 32.43	2:06.58	4.69 B
15	6	6	MITCHELL Jake	CSC-IN	2001	0.61	29.85	1:02.05 32.20	1:34.98 32.93	2:07.00	5.11 B
16	3	4	REDMOND Lawrence	UN-PV	2000	0.59	29.81	1:02.41 32.60	1:35.39 32.98	2:08.17	6.28 B
17	5	7	COTE Lukas	SPA-FL	2001	0.56	29.48	1:00.94 31.46	1:34.26 33.32	2:08.45	6.56 C
18	3	3	URIBE Brian	SCAR	◆ 2003	0.57	30.83	1:03.25 32.42	1:36.11 32.86	2:08.73	6.84 C
19	5	3	MURRAY Nathan	TENN	1997	0.64	30.31	1:03.05 32.74	1:36.43 33.38	2:08.83	6.94 C
20	2	6	DEVINE Owen	TENN	1999	0.61	30.63	1:03.37 32.74	1:36.49 33.12	2:09.12	7.23 C
21	5	8	BAILEY Seth	TENN	2000	0.52	29.49	1:01.43 31.94	1:35.58 34.15	2:09.27	7.38 C
22	4	2	NELSON Baylor	MAC-NC	◆ 2003	0.54	29.87	1:02.64 32.77	1:35.90 33.26	2:09.44	7.55 C
23	3	5	CAIRNS Zac	NCAC	◆ 2002	0.63	30.69	1:03.49 32.80	1:37.11 33.62	2:10.37	8.48 C

Official Timekeeping by Omega





2020 Tyr Pro Swim Series

Knoxville, TN

January 16 - 19, 2020

Event 26

19 JAN 2020 - 10:24

Men's 200m Backstroke

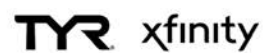
Heats

Results Summary

Event Number 26

Rank	Heat	Lane	Name	Club Code	Year of Birth	R.T.	50m	100m	150m	Time	Time Behind
24	1	8	GORE Cris	SMST	◆ 2002	0.61	30.44	1:03.19 32.75	1:36.92 33.73	2:10.69 33.77	8.80 C
25	3	6	BECKER Dylan	SAND	◆ 2002	0.68	31.52	1:04.54 33.02	1:38.31 33.77	2:11.07 32.76	9.18 D
26	3	7	DAVIS Jackson	MAC-NC	◆ 2002	0.61	30.49	1:03.26 32.77	1:37.20 33.94	2:11.10 33.90	9.21 D
27	4	7	BARNETT Wes	MAC-NC	◆ 2002	0.62	29.71	1:02.47 32.76	1:36.70 34.23	2:11.14 34.44	9.25 D
28	2	3	PARKER Jack	YSSC	◆ 2002	0.61	30.73	1:04.16 33.43	1:38.15 33.99	2:11.75 33.60	9.86 D
=29	1	1	LLOYD Owen	NCAC	2001	0.71	30.82	1:05.02 34.20	1:38.92 33.90	2:12.41 33.49	10.52 D
=29	3	2	ROBINS Philippe	PCSC	◆ 2002	0.64	31.12	1:04.12 33.00	1:38.31 34.19	2:12.41 34.10	10.52 D
31	2	4	HEASLEY Ethan	HEAT	2001	0.62	30.65	1:04.00 33.35	1:38.94 34.94	2:12.91 33.97	11.02 D
32	1	4	HUSKEY Aj	CSC-MV	◆ 2002	0.56	31.49	1:05.08 33.59	1:39.60 34.52	2:13.40 33.80	11.51 D
33	2	7	BLEVINS-BOOR Ben	TENN	1999	0.61	30.63	1:04.08 33.45	1:39.07 34.99	2:13.93 34.86	12.04 R
34	3	1	FOLGER Sam	GS	◆ 2002	0.53	30.98	1:04.56 33.58	1:39.06 34.50	2:14.19 35.13	12.30 R
35	1	7	ORBE Gabriel	SCAR	◆ 2002	0.71	31.81	1:05.30 33.49	1:40.13 34.83	2:14.20 34.07	12.31
36	1	5	BELKHELLADI Malachy	PCSC	◆ 2003	0.63	31.62	1:05.17 33.55	1:39.75 34.58	2:14.47 34.72	12.58
37	2	5	SMITH Holden	RPC	◆ 2003	0.58	30.62	1:04.04 33.42	1:39.35 35.31	2:14.95 35.60	13.06
38	1	2	ABAQUETA Cam	MAC-NC	◆ 2003	0.58	31.30	1:05.63 34.33	1:40.80 35.17	2:15.48 34.68	13.59
39	1	6	WOODBURY Max	HEAT	2000	0.60	31.95	1:06.79 34.84	1:42.02 35.23	2:15.81 33.79	13.92
40	2	8	GRIFFIN Nathan	TOPS	◆ 2002	0.65	31.61	1:05.92 34.31	1:41.82 35.90	2:16.40 34.58	14.51
41	5	1	SIMONS Nick	LOSC	◆ 2004	0.61	29.63	1:03.66 34.03	1:40.33 36.67	2:17.07 36.74	15.18
	2	1	AFFELD Jonathan	ALTO	◆ 2002					DNS	
	2	2	COLE William	LAK	2001					DNS	
	3	8	FARRIS Dean	HARV	1997					DNS	
	4	1	ARROYO Jarod	FORK	2001					DNS	
	5	5	STEWART Sam	UN-MS	1997					DNS	
	6	7	GRIMES Sawyer	SAND	2001					DNS	
	7	3	VANDEUSEN Jack	BSS	2001					DNS	
	7	4	HIGDON Stuart	ATAC	◆ 2003					DNS	
	1	3	PLIUSKAITIS Stuart	SNOW	2000					DSQ	

Official Timekeeping by Omega





2020 Tyr Pro Swim Series

Knoxville, TN

January 16 - 19, 2020

Event 26

19 JAN 2020 - 10:24

Men's 200m Backstroke

Heats

Results Summary

Event Number 26

Rank	Heat	Lane	Name	Club Code	Year of Birth	R.T.	50m	100m	150m	Time	Time Behind
	7	5	TOWNSEND Patrick	TENN	2000					DSQ	

Legend:

A	Qualified for final A	AR	Americas Record	B	Qualified for final B
C	Qualified for final C	CR	Championship Record	D	Qualified for final D
DNS	Did Not Start	DSQ	Disqualified	R	Reserve
R.T.	Reaction Time	US	US Open Record	WJ	World Junior Record
WR	World Record	♦	Junior swimmer		

Official Timekeeping by Omega





2020 Tyr Pro Swim Series

Knoxville, TN

January 16 - 19, 2020

Event 27

19 JAN 2020 - 10:43

Women's 100m Freestyle

Heats

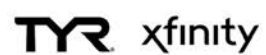
Results Summary

Event Number 27

	Record	Split	Name	Club Code	Location	Date
WR	51.71	24.83	SJOESTROEM Sarah	SWE	Budapest (HUN)	23 JUL 2017
US	52.54	25.62	MANUEL Simone	USA	Irvine, CA (USA)	25 JUL 2018
CR	53.12		SJOSTROM Sarah	SWE	Austin (USA)	1 JAN 2016
AR	52.04	27.23	MANUEL Simone	USA	Budapest (HUN)	26 JUL 2019
WJ	52.70	25.70	OLEKSIK Penny	USA	Rio de Janeiro (BRA)	11 AUG 2016

Rank	Heat	Lane	Name	Club Code	Year of Birth	R.T.	50m	Time	Time Behind
1	6	4	MANUEL Simone	ALTO	1996	0.70	25.86	53.49 27.63	A
2	5	6	BROWN Erika	TENN	1998	0.66	25.96	53.94 27.98	0.45 A
=3	4	5	SANCHEZ Kayla	CAN	2001	0.69	26.44	54.37 27.93	0.88 A
=3	5	3	OLEKSIK Penny	CAN	2000	0.67	26.55	54.37 27.82	0.88 A
5	6	5	GEER Margo	MVN	1992	0.65	25.93	54.39 28.46	0.90 A
6	4	6	SCHMITT Allison	SUN	1990	0.73	26.85	54.68 27.83	1.19 A
7	5	5	WATTEL Marie	LU	1997	0.72	26.38	54.70 28.32	1.21 A
8	4	4	COMERFORD Mallory	CARD	1997	0.64	26.41	54.84 28.43	1.35 A
9	6	2	HINDS Natalie	ABSC	1993	0.67	26.09	54.94 28.85	1.45 B
10	4	3	BRO Signe	DEN	1999	0.74	26.53	55.10 28.57	1.61 B
11	6	3	WALSH Gretchen	NAC	◆ 2003	0.80	26.39	55.34 28.95	1.85 B
12	6	7	MACK Linnea	OAQ	1995	0.73	26.76	55.45 28.69	1.96 B
13	4	2	SMITH Rebecca	CAN	2000	0.71	26.60	55.50 28.90	2.01 B
14	5	2	KENDALL Amanda	MVN	1991	0.70	26.65	55.61 28.96	2.12 B
15	1	3	HINDLEY Isabella	TNAQ	1996	0.67	26.32	55.84 29.52	2.35 B
16	5	8	JENSEN Julie	DEN	2000	0.72	27.01	55.86 28.85	2.37 B
17	3	7	SMITH Regan	RIPT	2002	0.73	27.00	55.94 28.94	2.45 C
18	2	4	SPADONI Marina	PRVT	1993	0.65	26.89	55.98 29.09	2.49 C
19	4	7	CHENG Camille	PRVT	1993	0.68	27.08	56.02 28.94	2.53 C
20	6	8	KONOPKA Katrina	NCAC	1997	0.74	27.07	56.03 28.96	2.54 C
21	3	2	PADINGTON Mackenzie	CAN	1999	0.73	26.91	56.04 29.13	2.55 C
22	4	8	HENDERSON Hanna	CAN	2002	0.68	26.96	56.07 29.11	2.58 C
=23	5	7	OSMAN Farida	UN-VA	1995	0.72	27.05	56.12 29.07	2.63 C

Official Timekeeping by Omega





2020 Tyr Pro Swim Series

Knoxville, TN

January 16 - 19, 2020

Event 27

19 JAN 2020 - 10:43

Women's 100m Freestyle

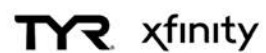
Heats

Results Summary

Event Number 27

Rank	Heat	Lane	Name	Club Code	Year of Birth	R.T.	50m	Time	Time Behind	
=23	6	6	DAHLIA Kelsi	CARD	1994	0.62	27.07	56.12 29.05	2.63	C
25	3	6	GANTRIIS Emily	DEN	1999	0.67	27.20	56.47 29.27	2.98	D
26	2	7	GAINES Riley	KYA	2000	0.66	27.72	56.61 28.89	3.12	D
27	3	1	NOVELLINE Carly	WILD	◆ 2004	0.68	27.17	56.63 29.46	3.14	D
28	2	3	GINGRICH Leah	HURR	1990	0.73	27.55	56.68 29.13	3.19	D
29	11	5	HANSSON Sophie	NCS	1998	0.74	27.86	56.88 29.02	3.39	D
30	3	5	FRERIKS Geena	KYA	1996	0.68	27.69	57.08 29.39	3.59	D
=31	2	2	HETRICK Paige	BRAD	2002	0.71	27.72	57.10 29.38	3.61	?
=31	7	7	SAMANSKY Abby	TENN	2001	0.76	27.54	57.10 29.56	3.61	?
=31	7	8	LIANG Christey	EKSC	◆ 2004	0.67	27.58	57.10 29.52	3.61	?
34	1	5	PONSON Allyson	AZFL	1995	0.66	27.50	57.12 29.62	3.63	R
35	8	5	JOHNSON Gigi	SA	◆ 2004	0.59	27.83	57.23 29.40	3.74	
36	3	3	RAAB Meaghan	NAC	1996	0.72	27.74	57.30 29.56	3.81	
37	4	1	WEIR Amanda	SA	1986	0.72	27.58	57.41 29.83	3.92	
38	9	6	vander LEEK Teagan	EKSC	◆ 2004	0.64	27.67	57.50 29.83	4.01	
39	8	7	AVILA Julimar	UN-NE	1997	0.68	28.01	57.56 29.55	4.07	
40	7	4	CHAN Kin Lok	HKG	1994	0.68	27.81	57.57 29.76	4.08	
41	7	3	WENG Vivian	GS	2002	0.69	28.04	57.58 29.54	4.09	
42	1	7	CARDWELL Summer	TBAC	◆ 2004	0.83	27.94	57.67 29.73	4.18	
43	2	1	O'CROININ Emma	EKSC	◆ 2003	0.79	27.98	57.73 29.75	4.24	
44	11	4	RUMLEY Jasmine	DSMY	2001	0.54	27.89	57.74 29.85	4.25	
45	5	1	CRANE Emily	LU	1998	0.70	27.32	57.92 30.60	4.43	
46	12	1	BURROUGHS Julia	TNAQ	◆ 2004	0.77	27.85	57.93 30.08	4.44	
47	2	8	TEIJONSALO Fanny	SUN	1996	0.64	28.07	58.00 29.93	4.51	
48	8	3	WAGNER Annika	WILD	2002	0.67	28.17	58.05 29.88	4.56	
49	10	1	SICHTERMAN Megan	TENN	1999	0.74	28.08	58.09 30.01	4.60	
50	1	8	DALEY Elan	ESWI	◆ 2005	0.76	28.10	58.20 30.10	4.71	

Official Timekeeping by Omega





2020 Tyr Pro Swim Series

Knoxville, TN

January 16 - 19, 2020

Event 27

19 JAN 2020 - 10:43

Women's 100m Freestyle

Heats

Results Summary

Event Number 27

Rank	Heat	Lane	Name	Club Code	Year of Birth	R.T.	50m	Time	Time Behind
51	3	4	COOPER Grace	DLTA	2002	0.68	27.62	58.22 30.60	4.73
52	13	7	SAUICKIE Addie	SYS	◆ 2006	0.73	28.36	58.34 29.98	4.85
53	15	1	KUCHKAROVA Yulduz	CLOV	1994	0.77	27.99	58.35 30.36	4.86
54	11	2	WEYANT Emma	SYS	2001	0.75	28.30	58.43 30.13	4.94
55	8	8	McENROE Kirsti	YSSC	◆ 2004	0.71	28.09	58.46 30.37	4.97
56	1	6	SOWARDS Elizabeth	MAC-NC	◆ 2003	0.59	28.23	58.50 30.27	5.01
57	8	6	LEUBNER Molly	DLTA	◆ 2004	0.69	28.23	58.52 30.29	5.03
58	1	4	SATIANCHOKWISAN Fresh	BSS	◆ 2004	0.60	28.06	58.53 30.47	5.04
59	13	5	OWNBEY Hannah	YSSC	2001	0.67	28.47	58.55 30.08	5.06
60	11	6	KAPELLER Abigail	UN-MN	◆ 2003	0.72	28.20	58.56 30.36	5.07
61	2	6	STONE McKenna	FOX	◆ 2003	0.68	28.05	58.58 30.53	5.09
62	10	3	WATSON-BROWN Logan	BAY	◆ 2003	0.71	28.00	58.59 30.59	5.10
63	12	8	McCARVILLE Kate	SPA-AR	◆ 2003	0.64	28.59	58.61 30.02	5.12
64	7	6	DOO Pyper	NSAC	2002	0.66	28.50	58.72 30.22	5.23
65	9	7	D'EMANUELE Peyton	AQJT	2002	0.69	28.35	58.74 30.39	5.25
66	11	8	JOHNSON Carrie	TENN	1997	0.69	28.75	58.95 30.20	5.46
67	12	2	KERANEN Mia	CW	2002	0.72	28.42	58.98 30.56	5.49
=68	8	2	WILSON Kayla	TIDE	◆ 2004	0.70	28.68	59.03 30.35	5.54
=68	11	3	SHAW Anna	TOPS	2002	0.69	27.98	59.03 31.05	5.54
70	7	1	JORGENSON Jojo	AQJT	2001	0.72	28.26	59.15 30.89	5.66
71	11	7	STEGE Rachel	FOX	◆ 2003	0.75	28.75	59.18 30.43	5.69
72	9	8	ALLEN Mara	SMST	2002	0.65	28.36	59.24 30.88	5.75
73	7	2	CALDOW Elle	TIDE	2002	0.82	28.33	59.30 30.97	5.81
74	1	1	CRUSH Annabel	LAK	2002	0.75	28.47	59.33 30.86	5.84
75	9	4	MARTIN Allison	FISH	◆ 2003	0.78	29.02	59.35 30.33	5.86
76	14	7	PARDUS Elysse	SCSCSC	2001	0.70	29.18	59.45 30.27	5.96
77	14	1	WATTS Stella Grace	ATAC	◆ 2003	0.71	28.66	59.55 30.89	6.06

Official Timekeeping by Omega





2020 Tyr Pro Swim Series

Knoxville, TN

January 16 - 19, 2020

Event 27

19 JAN 2020 - 10:43

Women's 100m Freestyle

Heats

Results Summary

Event Number 27

Rank	Heat	Lane	Name	Club Code	Year of Birth	R.T.	50m	Time	Time Behind
78	10	2	YU Audrey	SAND	◆ 2004	0.67	28.13	59.59 31.46	6.10
79	10	4	MATTES Michaela	SYS	◆ 2005	0.69	28.70	59.63 30.93	6.14
80	9	1	SMITH Jenna	TOPS	◆ 2003	0.77	28.45	59.66 31.21	6.17
81	12	4	DAVIS Jessica	DLTA	2001	0.69	28.76	59.73 30.97	6.24
82	13	4	WEYANT Gracie	SYS	◆ 2005	0.63	28.79	59.79 31.00	6.30
83	14	3	CIEZCZAK Megan	FOX	◆ 2003	0.65	29.12	59.83 30.71	6.34
84	10	5	KETSLAKH Abbey	CW	◆ 2003	0.64	28.88	59.84 30.96	6.35
85	15	2	CURTIS Brynn	YORK	2002	0.77	28.61	59.85 31.24	6.36
86	12	7	HANLON Lydia	ATAC	◆ 2004	0.70	28.90	59.87 30.97	6.38
87	12	5	WILLIAMS Taylor	AQJT	◆ 2003	0.68	28.93	59.89 30.96	6.40
88	15	5	COTHERN Bella	PKWY	2001	0.61	28.68	59.92 31.24	6.43
89	11	1	RUAN Tiffanie	FOX	2002	0.62	28.51	59.98 31.47	6.49
90	15	4	HERRMANN Danielle	CLOV	1987	0.66	29.14	1:00.11 30.97	6.62
91	15	6	BERG Madison	UN-MR	1998	0.70	28.89	1:00.13 31.24	6.64
92	14	2	BARTON Sarah	MAC-NC	2002	0.79	29.33	1:00.31 30.98	6.82
93	14	4	KARL Abby	EKC	◆ 2003	0.62	28.96	1:00.44 31.48	6.95
94	9	3	BARR Savannah	SYS	2002	0.75	29.30	1:00.65 31.35	7.16
95	14	6	POO-CHEONG Elodie	DACA	1996	0.68	29.45	1:00.70 31.25	7.21
96	12	3	WALDREP Ellie	BAY	2002	0.64	29.20	1:00.71 31.51	7.22
97	13	8	STEPHENS Julianna	SA	2001	0.66	28.74	1:00.78 32.04	7.29
98	13	1	SILVER Sydney	TOPS	2002	0.84	28.97	1:00.87 31.90	7.38
99	10	7	SAND Adair	UN-FL	2001	0.67	29.40	1:01.00 31.60	7.51
100	13	2	GABLE Isabella	TENN	2000	0.78	29.79	1:01.02 31.23	7.53
=10 1	12	6	BLACK Haley	CAN	1996	0.65	30.19	1:01.04 30.85	7.55
=10 1	14	5	DENNIS Holley	TOPS	2002	0.71	29.19	1:01.04 31.85	7.55
103	15	7	BURT Maddy	SWIM	2002	0.72	29.92	1:02.73 32.81	9.24
		1	2	GRINTER Bailey	TENN	1999		DNS	

Official Timekeeping by Omega





2020 Tyr Pro Swim Series

Knoxville, TN

January 16 - 19, 2020

Event 27

19 JAN 2020 - 10:43

Women's 100m Freestyle

Heats

Results Summary

Event Number 27

Rank	Heat	Lane	Name	Club Code	Year of Birth	R.T.	50m	Time	Time Behind
	2	5	ROTHROCK Trude	TENN	1999			DNS	
	3	8	MOSELEY Stanzi	TENN	1998			DNS	
	5	4	RUCK Taylor	CAN	2000			DNS	
	6	1	MARGALIS Melanie	SPA-FL	1991			DNS	
	7	5	GOSS Kennedy	GGST	1996			DNS	
	8	1	MOSES Casaundra	SPA-AR	◆ 2003			DNS	
	8	4	UNGARETTI Natalie	TENN	2001			DNS	
	9	2	LENIHAN Emily	LAK	2002			DNS	
	9	5	SHIELDS Kendall	TENN	2000			DNS	
	10	6	WONGSO Priscilla	LAC	2001			DNS	
	10	8	BANIC Madeline	TNAQ	1997			DNS	
	13	3	ALVAREZ Maria	TNAQ	1989			DNS	
	13	6	MYERS Amber	SMST	◆ 2003			DNS	
	14	8	MORELLO McKenna	TENN	1999			DNS	
	15	3	BEIL Mallory	TENN	2000			DNS	

Legend:					
?	Involved in swim-off	A	Qualified for final A	AR	Americas Record
B	Qualified for final B	C	Qualified for final C	CR	Championship Record
D	Qualified for final D	DNS	Did Not Start	R	Reserve
R.T.	Reaction Time	US	US Open Record	WJ	World Junior Record
WR	World Record	◆	Junior swimmer		

Official Timekeeping by Omega





2020 Tyr Pro Swim Series

Knoxville, TN

January 16 - 19, 2020

Event 28

19 JAN 2020 - 10:53

Men's 100m Freestyle

Heats

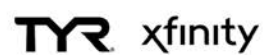
Results Summary

Event Number 28

	Record	Split	Name	Club Code	Location	Date
WR	46.91	22.17	CIELO FILHO Cesar	BRA	Rome (ITA)	30 JUL 2009
US	47.39		HELD Ryan	USA	Budapest (HUN)	31 JUL 2019
CR	48.00		ADRIAN Nathan	USA	Mesa (USA)	1 JAN 2016
AR	46.96		DRESSEL Caeleb	USA	Budapest (HUN)	28 JUL 2019
WJ	47.58	23.14	CHALMERS Kyle	AUS	Rio de Janeiro (BRA)	10 AUG 2016

Rank	Heat	Lane	Name	Club Code	Year of Birth	R.T.	50m	Time	Time Behind
1	5	3	KORSTANJE Nyls	NCS	1999	0.65	23.16	49.23 26.07	A
2	5	4	APPLE Zach	MVN	1997	0.66	23.90	49.45 25.55	0.22 A
3	6	4	HELD Ryan	NYAC	1995	0.68	23.72	49.47 25.75	0.24 A
4	4	5	KISIL Yuri	CAN	1995	0.69	23.96	49.71 25.75	0.48 A
5	4	4	FARRIS Dean	HARV	1997	0.67	23.93	49.89 25.96	0.66 A
6	4	3	SCHREUDERS Mikel	UN-MV	1998	0.68	24.07	49.95 25.88	0.72 A
7	5	6	SMITH Kieran	UN-FL	2000	0.69	24.37	49.99 25.62	0.76 A
8	5	5	RESS Justin	WOLF	1997	0.63	24.37	50.11 25.74	0.88 A
=9	5	7	LEGARD Yusuke	PRVT	1996	0.61	23.94	50.15 26.21	0.92 B
=9	6	3	MOLACEK Jacob	WOLF	1995	0.75	23.63	50.15 26.52	0.92 B
11	5	2	RYSGAARD Mathias	DEN	1998	0.64	24.09	50.39 26.30	1.16 B
12	6	6	KHALAFALLA Ali	MVN	1996	0.64	24.01	50.42 26.41	1.19 B
13	6	5	CONGER Jack	CAV	1994	0.67	24.25	50.45 26.20	1.22 B
14	6	1	FLEAGLE Josh	UN-OH	1993	0.71	24.28	50.53 26.25	1.30 B
15	6	2	MAGAHEY Jake	SA	2001	0.75	24.53	50.61 26.08	1.38 B
16	3	4	HO Ian	UN-VA	1997	0.58	24.36	50.73 26.37	1.50 B
17	5	1	CONNOLLY Alec	TENN	1998	0.69	24.16	50.77 26.61	1.54 C
18	4	2	OLAFSON Carson	CAN	1997	0.66	24.64	50.95 26.31	1.72 C
19	4	7	COETZEE Ryan	TNAQ	1995	0.60	24.33	51.08 26.75	1.85 C
20	6	7	HOUSE Grant	SUN	1998	0.61	24.65	51.15 26.50	1.92 C
21	4	1	CALKINS Stephen	UCSC	1998	0.67	24.76	51.18 26.42	1.95 C
22	3	3	SMITH Giles	SUN	1991	0.57	24.97	51.21 26.24	1.98 C
23	4	6	LIENDO Joshua	CAN	♦ 2002	0.66	24.55	51.22 26.67	1.99 C

Official Timekeeping by Omega





2020 Tyr Pro Swim Series

Knoxville, TN

January 16 - 19, 2020

Event 28

19 JAN 2020 - 10:53

Men's 100m Freestyle

Heats

Results Summary

Event Number 28

Rank	Heat	Lane	Name	Club Code	Year of Birth	R.T.	50m	Time	Time Behind	
24	3	6	BRIGGS Nolan	TENN	2000	0.67	24.71	51.25 26.54	2.02	C
25	1	7	STEWART Sam	UN-MS	1997	0.66	25.29	51.31 26.02	2.08	D
26	7	7	CROOKS Jordan	CAY	◆ 2002	0.65	24.77	51.41 26.64	2.18	D
27	3	2	WETZLAR Peter	KYA	1997	0.64	24.36	51.46 27.10	2.23	D
28	3	1	ROSE Dare	SCAR	◆ 2002	0.64	24.98	51.52 26.54	2.29	D
29	2	5	MAIN Bayley	GSC-FL	1997	0.69	24.55	51.61 27.06	2.38	D
30	5	8	JOSA Matthew	CAL	1995	0.64	24.52	51.67 27.15	2.44	D
31	2	4	AYAR Kaan	DM	1995	0.59	25.13	51.74 26.61	2.51	D
32	6	8	NICKELSEN Rasmus	DEN	◆ 2003	0.64	24.81	51.79 26.98	2.56	D
33	3	5	LEBUKE James	CAN	◆ 2002	0.67	24.94	51.89 26.95	2.66	R
34	7	4	ZENG Tim	CHEN	1997	0.64	24.60	51.97 27.37	2.74	R
35	2	7	FINK Nicolas	ABSC	1993	0.72	25.65	52.02 26.37	2.79	
36	1	5	COLE William	LAK	2001	0.67	24.77	52.08 27.31	2.85	
=37	1	3	POELKE Boyd	MAC-NC	2001	0.66	24.98	52.22 27.24	2.99	
=37	3	8	HOOVER Sam	NCAC	◆ 2003	0.64	25.01	52.22 27.21	2.99	
39	1	2	POWELL Jacob	UN-MR	2001	0.68	25.21	52.35 27.14	3.12	
40	7	5	BROUGH Mitchell	ROD	2001	0.74	25.44	52.50 27.06	3.27	
41	1	8	YANCHULIS Noah	UN-NJ	1996	0.65	25.12	52.51 27.39	3.28	
42	2	1	RUTTER Jonathan	UN-VA	1996	0.73	25.51	52.54 27.03	3.31	
43	2	8	FULLUM-HUOT Edouard	PCSC	◆ 2002	0.67	25.73	52.59 26.86	3.36	
44	1	1	MITCHELL Jake	CSC-IN	2001	0.70	25.62	52.64 27.02	3.41	
45	3	7	WALSH Josh	TENN	1999	0.63	25.32	52.66 27.34	3.43	
46	4	8	BAILEY Seth	TENN	2000	0.56	25.08	52.79 27.71	3.56	
47	1	6	AIMABLE Steven	AZFL	1999	0.63	25.41	52.89 27.48	3.66	
48	8	8	WEBBER Billy	UN-MR	1999	0.61	25.03	52.90 27.87	3.67	
49	8	4	FLEAGLE Justin	UN-OH	2001	0.56	25.20	53.01 27.81	3.78	
50	10	3	ABAQUETA Cam	MAC-NC	◆ 2003	0.67	25.41	53.05 27.64	3.82	

Official Timekeeping by Omega





2020 Tyr Pro Swim Series

Knoxville, TN

January 16 - 19, 2020

Event 28

19 JAN 2020 - 10:53

Men's 100m Freestyle

Heats

Results Summary

Event Number 28

Rank	Heat	Lane	Name	Club Code	Year of Birth	R.T.	50m	Time	Time Behind
51	2	2	CURTISS David	HACY	◆ 2002	0.64	25.36	53.09 27.73	3.86
52	7	6	PITTENGER Tj	SA	◆ 2003	0.62	25.61	53.25 27.64	4.02
53	8	1	VERHAGE Braga	TENN	1997	0.60	25.43	53.26 27.83	4.03
54	2	6	BOUGIE Spencer	PCSC	1994	0.68	25.72	53.34 27.62	4.11
=55	7	8	CROSS Kayde	PKWY	◆ 2003	0.66	25.03	53.40 28.37	4.17
=55	8	5	CHAVEZ William	TOPS	2001	0.64	25.79	53.40 27.61	4.17
=55	9	7	STANISLAW Evan	YSSC	2001	0.66	25.76	53.40 27.64	4.17
58	9	6	HARPER Hogan	UN-MR	1997	0.68	25.67	53.45 27.78	4.22
59	11	4	CAIN Scott	FASTMW	2000	0.71	25.78	53.52 27.74	4.29
60	10	2	BREHM Alex	LAK	◆ 2002	0.67	25.88	53.78 27.90	4.55
61	9	1	McGEE Eien	TENN	2000	0.59	25.98	53.88 27.90	4.65
62	8	3	PETTY Evan	NAC	◆ 2003	0.71	26.11	53.89 27.78	4.66
63	8	7	HEIN Nate	UN-MR	1998	0.67	25.26	53.93 28.67	4.70
=64	7	3	COTE Lukas	SPA-FL	2001	0.65	25.84	53.94 28.10	4.71
=64	9	5	ZITO Nick	UN-IL	1994	0.72	25.20	53.94 28.74	4.71
66	2	3	ARAYA Gabriel	AZFL	1999	0.70	25.94	53.95 28.01	4.72
67	10	7	McCORMICK Evan	SMST	2001	0.64	26.17	54.12 27.95	4.89
68	7	1	HUSSEY Patrick	PCSC	2001	0.76	25.86	54.17 28.31	4.94
69	10	5	SIEBERT Tavis	FORK	◆ 2002	0.66	26.15	54.18 28.03	4.95
70	11	3	HOFF Oskar	TENN	1998	0.67	26.17	54.25 28.08	5.02
71	11	6	EWING Kendall	TIDE	◆ 2002	0.63	26.13	54.53 28.40	5.30
72	10	4	DAVIS Jackson	MAC-NC	◆ 2002	0.57	25.76	54.66 28.90	5.43
73	9	2	SCANLON Scott	TENN	2000	0.69	26.14	54.67 28.53	5.44
74	11	5	BRICE Luke	TENN	2000	0.65	25.92	54.75 28.83	5.52
75	9	8	CULETU Justin	UN-PC	◆ 2002	0.70	26.13	54.79 28.66	5.56
76	10	8	MASSEY Luke	TENN	2000	0.66	25.86	55.00 29.14	5.77
77	7	2	KIRK Jackson	BSS	2001	0.70	26.09	55.19 29.10	5.96

Official Timekeeping by Omega





2020 Tyr Pro Swim Series

Knoxville, TN

January 16 - 19, 2020

Event 28

19 JAN 2020 - 10:53

Men's 100m Freestyle

Heats

Results Summary

Event Number 28

Rank	Heat	Lane	Name	Club Code	Year of Birth	R.T.	50m	Time	Time Behind
78	8	2	PONCE de LEON Rafael	BSS	2000	0.75	25.88	55.23 29.35	6.00
79	10	6	ROBINS Philippe	PCSC	♦ 2002	0.69	26.51	55.41 28.90	6.18
80	10	1	STOLARSKI Sean Paul	UN-MR	1999	0.65	25.75	55.45 29.70	6.22
81	9	3	MILLS Lucas	TENN	1999	0.61	26.29	55.51 29.22	6.28
82	9	4	ZOCK Joshua	UN-MR	1999	0.69	24.47	56.42 31.95	7.19
	1	4	BARR Luke	SCSCMW	♦ 2003			DNS	
	8	6	WILBY Mason	KYA	1999			DNS	

Legend:

A	Qualified for final A	AR	Americas Record	B	Qualified for final B
C	Qualified for final C	CR	Championship Record	D	Qualified for final D
DNS	Did Not Start	R	Reserve	R.T.	Reaction Time
US	US Open Record	WJ	World Junior Record	WR	World Record
♦	Junior swimmer				

Official Timekeeping by Omega



MARRIOTT
BONVOY



Neptune-Benson
EVOQUA



TYR xfinity



2020 Tyr Pro Swim Series

Knoxville, TN

January 16 - 19, 2020

Event 23

19 JAN 2020 - 09:30

Women's 200m Individual Medley

Heats

Start List

Event Number 23

	Record	Splits			Name	Club Code	Location	Date
WR	2:06.12	27.30	58.94	1:35.64	HOSSZU Katinka	HUN	Kazan (RUS)	3 AUG 2015
US	2:08.32	27.94	59.75	1:37.07	BAKER Kathleen	USA	Irvine, CA (USA)	29 JUL 2018
CR	2:08.66	28.14	1:00.96	1:38.55	HOSSZU Katinka	HUN	Charlotte, Nc (USA)	17 MAY 2015
AR	2:06.15	27.72	59.24	1:36.31	KUKORS Ariana	USA	Roma (ITA)	27 JUL 2009
WJ	2:09.94				McKEOWN Kaylee	AUS	Queensland (AUS)	9 JUN 2019

Heat 1 of 10

Lane	Name	Club Code	Year of	Entry Time	Time	Rank
1	PARKINSON Maxine	DLTA	2002	2:21.92		
2	LO Jade	ESWI	◆ 2004	2:21.73		
3	STRICKLIN Sydney	CW	◆ 2003	2:21.62		
4	DAVISON Chase	TOPS	◆ 2004	2:21.29		
5	WALDREP Ellie	BAY	2002	2:21.34		
6	RICHARDSON Audrey	WILD	2002	2:21.70		
7	GUAN Xiaoyun	CHEN	◆ 2003	2:21.86		
8	DENIGAN Mariah	LAK	◆ 2003	2:21.97		

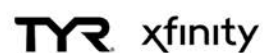
Heat 2 of 10

Lane	Name	Club Code	Year of	Entry Time	Time	Rank
1	SYKES Emily	TENN	1998	2:20.97		
2	ROTHROCK Trude	TENN	1999	2:20.74		
3	KUWATA Paige	SAND	◆ 2004	2:20.57		
4	RAINEY Grace	MAC-NC	◆ 2004	2:20.29		
5	O'CROININ Emma	EKSC	◆ 2003	2:20.40		
6	THATCHER Zoe	SST	1996	2:20.71		
7	AVILA Julimar	UN-NE	1997	2:20.93		
8	NELSON Emme	MAC-NC	2001	2:21.24		

Heat 3 of 10

Lane	Name	Club Code	Year of	Entry Time	Time	Rank
1	CRUSH Annabel	LAK	2002	2:20.16		
2	WEYANT Gracie	SYS	◆ 2005	2:19.44		
3	LENIHAN Emily	LAK	2002	2:18.97		
4	MASSEY Alex	UN-SE	2001	2:18.60		
5	McINTOSH Summer	ESWI	◆ 2006	2:18.82		
6	MURPHY Rosie	SMST	◆ 2004	2:19.09		
7	STONE McKenna	FOX	◆ 2003	2:19.87		
8	ROSENDAHL BACH Helena	DEN	2000	2:20.17		

Official Timekeeping by Omega





2020 Tyr Pro Swim Series

Knoxville, TN

January 16 - 19, 2020

Event 23

19 JAN 2020 - 09:30

Women's 200m Individual Medley

Heats

Start List

Event Number 23

Heat 4 of 10

Lane	Name	Club Code	Year of	Entry Time	Time	Rank
1	OWNBEY Hannah	YSSC	2001	2:17.38		
2	WAGNER Annika	WILD	2002	2:16.24		
3	BACON Phoebe	NCAP	2002	2:14.51		
4	WALSH Alex	NAC	2001	2:11.24		
5	RAAB Meaghan	NAC	1996	2:13.33		
6	WALSH Gretchen	NAC	◆ 2003	2:15.67		
7	SIMS Bella	SAND	◆ 2005	2:16.96		
8	MORLEY Laura	BAH	1996	2:18.54		

Heat 5 of 10

Lane	Name	Club Code	Year of	Entry Time	Time	Rank
1	McCARVILLE Kate	SPA-AR	◆ 2003	2:17.35		
2	DAVEY Gillian	UN-KY	2001	2:15.94		
3	KINGSLEY Megan	ABSC	1996	2:14.31		
4	COX Madisyn	TXLA	1995	2:10.00		
5	SMALL Meghan	TENN	1998	2:11.36		
6	HANUS Danielle	CAN	1998	2:15.20		
7	YAGER Alexis	TENN	1998	2:16.69		
8	JOHNSON Gigi	SA	◆ 2004	2:18.01		

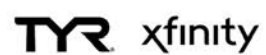
Heat 6 of 10

Lane	Name	Club Code	Year of	Entry Time	Time	Rank
1	McMURRAY Olivia	SWIM	◆ 2003	2:17.07		
2	KATZER Danika	TENN	2000	2:15.69		
3	CIEPLUCHA Tess	TENN	1998	2:13.78		
4	MARGALIS Melanie	SPA-FL	1991	2:08.91		
5	ANDISON Bailey	MVN	1997	2:11.33		
6	ESCOBEDO Emily	COND	1995	2:14.84		
7	BONNETT Bailey	KYA	1998	2:16.60		
8	YEUNG Jamie	CW	1997	2:17.63		

Heat 7 of 10

Lane	Name	Club Code	Year of	Entry Time	Time	Rank
1	WEBER Emma	TOPS	◆ 2004	2:22.47		
2	BEIL Mallory	TENN	2000	2:18.80		
3	McENROE Kirsti	YSSC	◆ 2004	2:16.95		
4	HERRMANN Danielle	CLOV	1987	2:16.53		
5	BANIC Madeline	TNAQ	1997	2:16.86		
6	GRAHAM Madison	TENN	1997	2:18.74		
7	YODER Kylie	MAC-NC	◆ 2003	2:22.14		
8	JANSEN Ella	ESWI	◆ 2005	2:22.80		

Official Timekeeping by Omega





2020 Tyr Pro Swim Series

Knoxville, TN

January 16 - 19, 2020

Event 23

19 JAN 2020 - 09:30

Women's 200m Individual Medley

Heats

Start List

Event Number 23

Heat 8 of 10

Lane	Name	Club Code	Year of	Entry Time	Time	Rank
1	BARAKEY Lauren	TIDE	2002	2:24.18		
2	MENKHAUS Madeline	MAC-NC	◆ 2003	2:23.70		
3	GORE Morgan	SMST	◆ 2004	2:23.35		
4	BRENDZAN Olivia	EKSC	◆ 2003	2:23.03		
5	KONOPKA Katrina	NCAC	1997	2:23.16		
6	SOWARDS Elizabeth	MAC-NC	◆ 2003	2:23.42		
7	WITKUS Amanda	GS	◆ 2004	2:23.89		
8	LIBLER Jordyn	CW	◆ 2003	2:24.33		

Heat 9 of 10

Lane	Name	Club Code	Year of	Entry Time	Time	Rank
1	CURTIS Brynn	YORK	2002	2:25.70		
2	BROUWER Aubree	SPA-AR	◆ 2003	2:25.10		
3	MANGAOANG Desirae	MAC-NC	2002	2:24.88		
4	MARTIN Mary	DSMY	◆ 2003	2:24.54		
5	McGANN Bridget	DLTA	◆ 2006	2:24.70		
6	DAVIS Laura	MAC-NC	2002	2:24.96		
7	MARTIN Allison	FISH	◆ 2003	2:25.16		
8	CHUNG Casey	CW	2001	2:26.12		

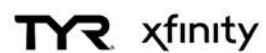
Heat 10 of 10

Lane	Name	Club Code	Year of	Entry Time	Time	Rank
1	WETTELAND Kelly	PA	◆ 2004	2:24.70		
2	BELLARD Hannah	CW	◆ 2005	2:23.52		
3	BRADAC Sophia	TOPS	2001	2:21.08		
4	PEOPLES Olivia	BSS	◆ 2003	2:19.45		
5	YANDLE Ava	MAC-NC	◆ 2003	2:21.02		
6	HENSLER Rhianna	CW	2001	2:22.78		
7	MUMFORD Susan	MAC-NC	2002	2:24.36		
8	MILLER Hayden	CFSC	◆ 2004	2:25.00		

Legend:

AR Americas Record CR Championship Record US US Open Record WJ World Junior Record
 WR World Record ◆ Junior swimmer

Official Timekeeping by Omega





2020 Tyr Pro Swim Series

Knoxville, TN

January 16 - 19, 2020

Event 24

19 JAN 2020 - 09:48

Men's 200m Individual Medley

Heats

Start List

Event Number 24

	Record	Splits			Name	Club Code	Location	Date
WR	1:54.00	24.89	53.48	1:26.51	LOCHTE Ryan	USA	Shanghai (CHN)	28 JUL 2011
US	1:54.56	24.78	53.45	1:26.88	LOCHTE Ryan	USA	Indianapolis, IN (USA)	10 JUL 2009
CR	1:56.32				PHELPS Michael	USA	Indianapolis (USA)	1 JAN 2012
AR	1:54.00	24.89	53.48	1:26.51	LOCHTE Ryan	USA	Shanghai (CHN)	28 JUL 2011
WJ	1:57.06	25.21	55.79	1:28.93	QIN Haiyang	CHN	Budapest (HUN)	27 JUL 2017

Heat 1 of 10

Lane	Name	Club Code	Year of	Entry Time	Time	Rank
1	McKEE Anton	PRVT	1993	2:09.22		
2	BELKHELLADI Malachy	PCSC	◆ 2003	2:09.01		
3	SWIFT Sean	SMST	◆ 2002	2:08.80		
4	CHAMPLIN Brett	TENN	2000	2:08.42		
5	HOOVER Sam	NCAC	◆ 2003	2:08.76		
6	DEVINE Owen	TENN	1999	2:08.95		
7	GEHRIG John	MAC-NC	◆ 2002	2:09.13		
8	McINERNY Evan	SA	2001	2:09.24		

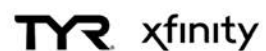
Heat 2 of 10

Lane	Name	Club Code	Year of	Entry Time	Time	Rank
1	McCORMICK Evan	SMST	2001	2:08.29		
2	PETTY Evan	NAC	◆ 2003	2:08.08		
3	ZITO Nick	UN-IL	1994	2:07.97		
4	AFFELD Jonathan	ALTO	◆ 2002	2:07.80		
5	KANG Conner	LAK	2001	2:07.83		
6	ANDERSON Jack	LAK	◆ 2003	2:08.05		
7	MONAHAN Conall	MAC-NC	◆ 2002	2:08.19		
8	VANHERK Brendan	ROD	1999	2:08.38		

Heat 3 of 10

Lane	Name	Club Code	Year of	Entry Time	Time	Rank
1	WOLFF Sebastian	TOPS	◆ 2003	2:07.36		
2	BRIED Tommy	ACE	◆ 2003	2:07.00		
3	GIRAUDEAU Joel	TENN	2000	2:06.79		
4	WILSON Andrew	ABSC	1993	2:06.54		
5	BARR Luke	SCSCMW	◆ 2003	2:06.63		
6	WILBY Mason	KYA	1999	2:06.91		
7	LONG Bryar	ACAC	1997	2:07.15		
8	SMITH Holden	RPC	◆ 2003	2:07.57		

Official Timekeeping by Omega





2020 Tyr Pro Swim Series

Knoxville, TN

January 16 - 19, 2020

Event 24

19 JAN 2020 - 09:48

Men's 200m Individual Medley

Heats

Start List

Event Number 24

Heat 4 of 10

Lane	Name	Club Code	Year of	Entry Time	Time	Rank
1	KABBARA Munzy	LIB	◆ 2002	2:05.48		
2	PALASCHUK Brian	ROD	1998	2:03.80		
3	HILL Robert	UCSC	1996	2:01.70		
4	KNOX Finlay	CAN	2001	1:59.44		
5	DARRAGH Mackenzie	CAN	1993	2:00.94		
6	FINK Nicolas	ABSC	1993	2:02.93		
7	DAVIS Wyatt	CSC-IN	2001	2:04.18		
8	SKAANING Daniel	DEN	1993	2:06.20		

Heat 5 of 10

Lane	Name	Club Code	Year of	Entry Time	Time	Rank
1	HEASLEY Ethan	HEAT	2001	2:05.08		
2	RUTTER Jonathan	UN-VA	1996	2:03.53		
3	ARROYO Jarod	FORK	2001	2:01.54		
4	LICON Will	TXLA	1994	1:59.13		
5	HOUSE Grant	SUN	1998	2:00.05		
6	ZAKALA Josh	CAN	1998	2:02.79		
7	NELSON Baylor	MAC-NC	◆ 2003	2:04.00		
8	HUSKEY Aj	CSC-MV	◆ 2002	2:06.17		

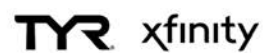
Heat 6 of 10

Lane	Name	Club Code	Year of	Entry Time	Time	Rank
1	CLAVERIE Carlos	CARD	1996	2:04.32		
2	COTE Tristan	UCSC	1995	2:03.09		
3	ACEVEDO Javier	AJAX	1998	2:01.36		
4	FOSTER Carson	RAYS	2001	1:58.46		
5	STEWART Sam	UN-MS	1997	1:59.45		
6	SZABO Norbert Szabo	UN-VA	1996	2:02.20		
7	DERGOUSOFF James	CHEN	1996	2:03.81		
8	ZUCHOWSKI Josh	FASTFG	◆ 2004	2:05.58		

Heat 7 of 10

Lane	Name	Club Code	Year of	Entry Time	Time	Rank
1	McKENRICK Brian	UN-MR	1999	1:59.64		
2	ESPERNBERGER Martin	UN-FL	◆ 2003	2:09.47		
3	ROSELY Zane	CW	◆ 2002	2:09.44		
4	GUSEV Alexander	SYS	2001	2:09.28		
5	BARNETT Wes	MAC-NC	◆ 2002	2:09.31		
6	VANDEUSEN Jack	BSS	2001	2:09.45		
7	FINNERTY Ian	MVN	1996	1:55.19		
8	WORTH Daniel	EKC	◆ 2002	2:04.75		

Official Timekeeping by Omega





2020 Tyr Pro Swim Series

Knoxville, TN

January 16 - 19, 2020

Event 24

19 JAN 2020 - 09:48

Men's 200m Individual Medley

Heats

Start List

Event Number 24

Heat 8 of 10

Lane	Name	Club Code	Year of	Entry Time	Time	Rank
1	DEGRIJZE Kevin	SA	◆ 2002	2:10.97		
2	LI Stanford	PCSC	◆ 2002	2:10.68		
3	CUSTER Liam	SYS	◆ 2004	2:05.15		
4	CULJAT Lance	EKC	1998	2:04.92		
5	BORISOV Alex	BAY	2001	2:04.99		
6	SIEBERT Tavis	FORK	◆ 2002	2:05.22		
7	URIBE Brian	SCAR	◆ 2003	2:10.68		
8	SOSNOVIK Danylo	PCSC	1999	2:11.01		

Heat 9 of 10

Lane	Name	Club Code	Year of	Entry Time	Time	Rank
1	KAYE Parker	TENN	1998	2:12.32		
2	KAMMINGA Frederik	EKSC	1998	2:12.12		
3	BRETZMANN Peter	NCAC	◆ 2003	2:11.69		
4	HORNE Thomas	TNAQ	2001	2:11.09		
5	GARCIA Kyle	SMST	◆ 2002	2:11.35		
6	CAIRNS Zac	NCAC	◆ 2002	2:12.11		
7	POLISHCHUK Oleksiy	SCAR	1999	2:12.26		
8	SCHOLTZ Will	LAK	◆ 2004	2:12.40		

Heat 10 of 10

Lane	Name	Club Code	Year of	Entry Time	Time	Rank
1	WARD Zach	BKYS	◆ 2002	2:09.97		
2	EWING Kendall	TIDE	◆ 2002	2:09.24		
3	STANLEY Matt	CAC	2000	2:06.93		
4	NEFF Alexander	TIDE	2001	2:05.64		
5	BREHM Alex	LAK	◆ 2002	2:06.20		
6	ZUCKER Logan	MAC-NC	◆ 2003	2:07.75		
7	BATSON Henry	TOPS	◆ 2002	2:09.25		

Legend:

AR	Americas Record	CR	Championship Record	US	US Open Record	WJ	World Junior Record
WR	World Record	◆	Junior swimmer				

Official Timekeeping by Omega





2020 Tyr Pro Swim Series

Knoxville, TN

January 16 - 19, 2020

Event 25

19 JAN 2020 - 10:05

Women's 200m Backstroke

Heats

Start List

Event Number 25

	Record	Splits	Name	Club Code	Location	Date		
WR	2:03.35	29.06	1:00.37	1:31.84	SMITH Regan	USA	Gwangju (KOR)	26 JUL 2019
US	2:05.68	29.74	1:01.15	1:33.24	FRANKLIN Missy	USA	Indianapolis, IN (USA)	26 JUN 2013
CR	2:06.36				RUCK Taylor	USA	Atlanta (USA)	1 JAN 2018
AR	2:03.35	29.06	1:00.37	1:31.84	SMITH Regan	USA	Gwangju (KOR)	26 JUL 2019
WJ	2:03.35	29.06	1:00.37	1:31.84	SMITH Regan	USA	Gwangju (KOR)	26 JUL 2019

Heat 1 of 9

Lane	Name	Club Code	Year of	Entry Time	Time	Rank
1	KAPELLER Abigail	UN-MN	◆ 2003	2:20.11		
2	QUASS Berit	DSMY	2002	2:19.71		
3	SILVER Sydney	TOPS	2002	2:19.48		
4	BRENDZAN Olivia	EKSC	◆ 2003	2:18.91		
5	CALDOW Elle	TIDE	2002	2:19.32		
6	MENKHAUS Madeline	MAC-NC	◆ 2003	2:19.55		
7	YANDLE Ava	MAC-NC	◆ 2003	2:19.84		
8	MUMFORD Susan	MAC-NC	2002	2:20.16		

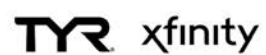
Heat 2 of 9

Lane	Name	Club Code	Year of	Entry Time	Time	Rank
1	DAYTON CESAREO Isabella	CHEN	2002	2:18.61		
2	HELPS Katie	AQJT	2002	2:17.70		
3	LANNING Mackenzie	LAK	◆ 2004	2:17.49		
4	RICHARDSON Audrey	WILD	2002	2:17.29		
5	BATH Angelica	CHEN	2002	2:17.48		
6	BARTON Sarah	MAC-NC	2002	2:17.60		
7	LANE Nicola	RAYS	2002	2:17.74		
8	THATCHER Zoe	SST	1996	2:18.68		

Heat 3 of 9

Lane	Name	Club Code	Year of	Entry Time	Time	Rank
1	SHIELDS Kendall	TENN	2000	2:16.85		
2	GRIMES Katie	SAND	◆ 2006	2:16.31		
3	EDWARDS Hana	CAN	◆ 2003	2:15.93		
4	WEYANT Emma	SYS	2001	2:15.84		
5	CHUNG Casey	CW	2001	2:15.90		
6	MYERS Amber	SMST	◆ 2003	2:16.24		
7	CRUSH Annabel	LAK	2002	2:16.74		
8	MASSEY Alex	UN-SE	2001	2:16.95		

Official Timekeeping by Omega





2020 Tyr Pro Swim Series

Knoxville, TN

January 16 - 19, 2020

Event 25

19 JAN 2020 - 10:05

Women's 200m Backstroke

Heats

Start List

Event Number 25

Heat 4 of 9

Lane	Name	Club Code	Year of	Entry Time	Time	Rank
1	LENIHAN Emily	LAK	2002	2:14.67		
2	SMALL Meghan	TENN	1998	2:12.99		
3	GALYER Ali	KYA	1998	2:09.77		
4	BRATTON Lisa	AGS	1996	2:07.91		
5	SEIDT Asia	KYA	1997	2:08.56		
6	BROOKS Caitlin	UN-KY	2000	2:11.32		
7	MURPHY Rosie	SMST	◆ 2004	2:14.09		
8	KUCHKAROVA Yulduz	CLOV	1994	2:15.82		

Heat 5 of 9

Lane	Name	Club Code	Year of	Entry Time	Time	Rank
1	HARTY Kaitlin	TENN	1997	2:14.56		
2	SORENSEN Sophie	KYA	2000	2:11.87		
3	HANNAH Jade	CAN	2002	2:09.28		
4	RUCK Taylor	CAN	2000	2:06.36		
5	FLICKINGER Hali	SUN	1994	2:08.36		
6	OEZTUERK Sonnele	AU	1998	2:10.56		
7	NAZIEBLO Klaudia	UN-VA	1993	2:13.72		
8	MARQUEZ Celina	AZFL	1999	2:14.76		

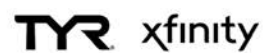
Heat 6 of 9

Lane	Name	Club Code	Year of	Entry Time	Time	Rank
1	WALDREP Ellie	BAY	2002	2:14.56		
2	ZAVAROS Mabel	OAK	2000	2:11.82		
3	BACON Phoebe	NCAP	2002	2:08.82		
4	SMITH Regan	RIPT	2002	2:03.35		
5	STADDEN Isabelle	AQJT	2002	2:08.16		
6	GOSS Kennedy	GGST	1996	2:10.14		
7	HETRICK Paige	BRAD	2002	2:13.47		
8	DENIGAN Mariah	LAK	◆ 2003	2:14.75		

Heat 7 of 9

Lane	Name	Club Code	Year of	Entry Time	Time	Rank
1	SMITH Jenna	TOPS	◆ 2003	2:16.32		
2	HURT Lauren	NAC	2001	2:16.24		
3	KLYAROVSKAYA Anastasia	O2	1994	2:14.89		
4	NOVELLINE Carly	WILD	◆ 2004	2:13.45		
5	STRICKLIN Sydney	CW	◆ 2003	2:14.45		
6	GABLE Isabella	TENN	2000	2:15.43		
7	SHAW Abigail	EA	2001	2:16.26		
8	STOUT Alina	MAC-NC	2001	2:16.35		

Official Timekeeping by Omega





2020 Tyr Pro Swim Series

Knoxville, TN

January 16 - 19, 2020

Event 25

19 JAN 2020 - 10:05

Women's 200m Backstroke

Heats

Start List

Event Number 25

Heat 8 of 9

Lane	Name	Club Code	Year of	Entry Time	Time	Rank
1	RUSSELL Claire	MAC-NC	2002	2:18.20		
2	SANCHEZ Allie	TOPS	◆ 2004	2:23.20		
3	DUNFORD Abby	SAND	◆ 2006	2:22.29		
4	SAND Adair	UN-FL	2001	2:20.79		
5	KARL Abby	EKC	◆ 2003	2:21.27		
6	STORM Abby	UN-CO	◆ 2004	2:22.77		
7	GORE Morgan	SMST	◆ 2004	2:23.55		
8	KERN Emma	AQJT	◆ 2005	2:18.71		

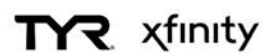
Heat 9 of 9

Lane	Name	Club Code	Year of	Entry Time	Time	Rank
2	BARR Savannah	SYS	2002	2:20.80		
3	RIMAT Karlie	MMSC	1999	2:19.29		
4	MOSES Casaundra	SPA-AR	◆ 2003	2:18.72		
5	MANION Mara	CSC-MV	◆ 2003	2:19.10		
6	DAVISON Chase	TOPS	◆ 2004	2:20.79		

Legend:

AR Americas Record **CR** Championship Record **US** US Open Record **WJ** World Junior Record
WR World Record ◆ Junior swimmer

Official Timekeeping by Omega





2020 Tyr Pro Swim Series

Knoxville, TN

January 16 - 19, 2020

Event 26 19 JAN 2020 - 10:24

Men's 200m Backstroke

Heats

Start List

Event Number 26

	Record	Splits			Name	Club Code	Location	Date
WR	1:51.92	26.52	54.90	1:23.30	PEIRSOL Aaron	USA	Rome (ITA)	31 JUL 2009
US	1:53.08	26.82	55.18	1:24.06	PEIRSOL Aaron	USA	Indianapolis, IN (USA)	11 JUL 2009
CR	1:55.04				XU Jiayu	CHN	Indianapolis (USA)	1 JAN 2017
AR	1:51.92	26.52	54.90	1:23.30	PEIRSOL Aaron	USA	Rome (ITA)	31 JUL 2009
WJ	1:55.14	26.99	56.14	1:25.97	KOLESNIKOV Kliment	RUS	Budapest (HUN)	28 JUL 2017

Heat 1 of 7

Lane	Name	Club Code	Year of	Entry Time	Time	Rank
1	LLOYD Owen	NCAC	2001	2:11.01		
2	ABAQUETA Cam	MAC-NC	◆ 2003	2:10.42		
3	PLIUSKAITIS Stuart	SNOW	2000	2:09.93		
4	HUSKEY Aj	CSC-MV	◆ 2002	2:02.89		
5	BELKHELLADI Malachy	PCSC	◆ 2003	2:09.12		
6	WOODBURY Max	HEAT	2000	2:10.09		
7	ORBE Gabriel	SCAR	◆ 2002	2:10.90		
8	GORE Cris	SMST	◆ 2002	2:11.38		

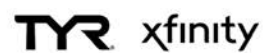
Heat 2 of 7

Lane	Name	Club Code	Year of	Entry Time	Time	Rank
1	AFFELD Jonathan	ALTO	◆ 2002	2:02.39		
2	COLE William	LAK	2001	2:00.53		
3	PARKER Jack	YSSC	◆ 2002	2:08.92		
4	HEASLEY Ethan	HEAT	2001	2:08.70		
5	SMITH Holden	RPC	◆ 2003	2:08.79		
6	DEVINE Owen	TENN	1999	1:59.87		
7	BLEVINS-BOOR Ben	TENN	1999	2:01.18		
8	GRIFFIN Nathan	TOPS	◆ 2002	2:02.82		

Heat 3 of 7

Lane	Name	Club Code	Year of	Entry Time	Time	Rank
1	FOLGER Sam	GS	◆ 2002	2:08.36		
2	ROBINS Philippe	PCSC	◆ 2002	2:08.10		
3	URIBE Brian	SCAR	◆ 2003	2:07.44		
4	REDMOND Lawrence	UN-PV	2000	2:07.17		
5	CAIRNS Zac	NCAC	◆ 2002	2:07.29		
6	BECKER Dylan	SAND	◆ 2002	2:07.64		
7	DAVIS Jackson	MAC-NC	◆ 2002	2:08.23		
8	FARRIS Dean	HARV	1997	2:08.67		

Official Timekeeping by Omega





2020 Tyr Pro Swim Series

Knoxville, TN

January 16 - 19, 2020

Event 26

19 JAN 2020 - 10:24

Men's 200m Backstroke

Heats

Start List

Event Number 26

Heat 4 of 7

Lane	Name	Club Code	Year of	Entry Time	Time	Rank
1	ARROYO Jarod	FORK	2001	2:06.15		
2	NELSON Baylor	MAC-NC	◆ 2003	2:04.13		
3	ZUCHOWSKI Josh	FASTFG	◆ 2004	2:00.76		
4	REILMAN Joey	TNAQ	1997	1:58.43		
5	MORALES Yeziel	AZFL	1996	2:00.27		
6	BINNEMA Josiah	CAN	1997	2:02.70		
7	BARNETT Wes	MAC-NC	◆ 2002	2:05.23		
8	CUSTER Liam	SYS	◆ 2004	2:07.04		

Heat 5 of 7

Lane	Name	Club Code	Year of	Entry Time	Time	Rank
1	SIMONS Nick	LOSC	◆ 2004	2:06.14		
2	McDONALD Jacob	RAYS	◆ 2002	2:03.11		
3	MURRAY Nathan	TENN	1997	2:00.63		
4	ACEVEDO Javier	AJAX	1998	1:58.36		
5	STEWART Sam	UN-MS	1997	1:59.97		
6	LIERZ Harrison	EA	◆ 2002	2:01.66		
7	COTE Lukas	SPA-FL	2001	2:04.35		
8	BAILEY Seth	TENN	2000	2:06.70		

Heat 6 of 7

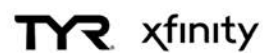
Lane	Name	Club Code	Year of	Entry Time	Time	Rank
1	MICELI Mateo	SCSCMW	◆ 2002	2:05.98		
2	STOKES Richie	UCSC	2000	2:02.82		
3	GARCIA Matthew	TENN	1998	2:00.46		
4	DAVIS Wyatt	CSC-IN	2001	1:58.18		
5	SONG Andy Xianyang	CAL	1998	1:59.95		
6	MITCHELL Jake	CSC-IN	2001	2:01.43		
7	GRIMES Sawyer	SAND	2001	2:04.21		
8	MILLER Brandon	NCAC	◆ 2003	2:06.45		

Heat 7 of 7

Lane	Name	Club Code	Year of	Entry Time	Time	Rank
3	VANDEUSEN Jack	BSS	2001	2:06.59		
4	HIGDON Stuart	ATAC	◆ 2003	2:11.76		
5	TOWNSEND Patrick	TENN	2000	2:06.24		

Legend:	AR Americas Record	CR Championship Record	US US Open Record	WJ World Junior Record
	WR World Record	◆ Junior swimmer		

Official Timekeeping by Omega





2020 Tyr Pro Swim Series

Knoxville, TN

January 16 - 19, 2020

Event 27

19 JAN 2020 - 10:43

Women's 100m Freestyle

Heats

Start List

Event Number 27

	Record	Split	Name	Club Code	Location	Date
WR	51.71	24.83	SJOESTROEM Sarah	SWE	Budapest (HUN)	23 JUL 2017
US	52.54	25.62	MANUEL Simone	USA	Irvine, CA (USA)	25 JUL 2018
CR	53.12		SJOSTROM Sarah	SWE	Austin (USA)	1 JAN 2016
AR	52.04	27.23	MANUEL Simone	USA	Budapest (HUN)	26 JUL 2019
WJ	52.70	25.70	OLEKSIK Penny	USA	Rio de Janeiro (BRA)	11 AUG 2016

Heat 1 of 15

Lane	Name	Club Code	Year of	Entry Time	Time	Rank
1	CRUSH Annabel	LAK	2002	56.97		
2	GRINTER Bailey	TENN	1999	56.94		
3	HINDLEY Isabella	TNAQ	1996	56.79		
4	SATIANCHOKWISAN Fresh	BSS	◆ 2004	56.73		
5	PONSON Allyson	AZFL	1995	56.78		
6	SOWARDS Elizabeth	MAC-NC	◆ 2003	56.92		
7	CARDWELL Summer	TBAC	◆ 2004	56.97		
8	DALEY Elan	ESWI	◆ 2005	57.00		

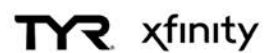
Heat 2 of 15

Lane	Name	Club Code	Year of	Entry Time	Time	Rank
1	O'CROININ Emma	EKSC	◆ 2003	56.53		
2	HETRICK Paige	BRAD	2002	56.44		
3	GINGRICH Leah	HURR	1990	56.14		
4	SPADONI Marina	PRVT	1993	56.04		
5	ROTHROCK Trude	TENN	1999	56.13		
6	STONE McKenna	FOX	◆ 2003	56.31		
7	GAINES Riley	KYA	2000	56.45		
8	TEIJONSALO Fanny	SUN	1996	56.60		

Heat 3 of 15

Lane	Name	Club Code	Year of	Entry Time	Time	Rank
1	NOVELLINE Carly	WILD	◆ 2004	55.76		
2	PADINGTON Mackenzie	CAN	1999	55.70		
3	RAAB Meaghan	NAC	1996	55.61		
4	COOPER Grace	DLTA	2002	55.52		
5	FRERIKS Geena	KYA	1996	55.56		
6	GANTRIIS Emily	DEN	1999	55.61		
7	SMITH Regan	RIPT	2002	55.73		
8	MOSELEY Stanzi	TENN	1998	55.81		

Official Timekeeping by Omega





2020 Tyr Pro Swim Series

Knoxville, TN

January 16 - 19, 2020

Event 27

19 JAN 2020 - 10:43

Women's 100m Freestyle

Heats

Start List

Event Number 27

Heat 4 of 15

Lane	Name	Club Code	Year of	Entry Time	Time	Rank
1	WEIR Amanda	SA	1986	55.38		
2	SMITH Rebecca	CAN	2000	54.54		
3	BRO Signe	DEN	1999	54.01		
4	COMERFORD Mallory	CARD	1997	52.94		
5	SANCHEZ Kayla	CAN	2001	53.61		
6	SCHMITT Allison	SUN	1990	54.24		
7	CHENG Camille	PRVT	1993	54.98		
8	HENDERSON Hanna	CAN	2002	55.47		

Heat 5 of 15

Lane	Name	Club Code	Year of	Entry Time	Time	Rank
1	CRANE Emily	LU	1998	55.21		
2	KENDALL Amanda	MVN	1991	54.52		
3	OLEKSIK Penny	CAN	2000	53.85		
4	RUCK Taylor	CAN	2000	52.72		
5	WATTEL Marie	LU	1997	53.53		
6	BROWN Erika	TENN	1998	54.13		
7	OSMAN Farida	UN-VA	1995	54.93		
8	JENSEN Julie	DEN	2000	55.45		

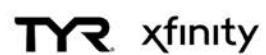
Heat 6 of 15

Lane	Name	Club Code	Year of	Entry Time	Time	Rank
1	MARGALIS Melanie	SPA-FL	1991	55.18		
2	HINDS Natalie	ABSC	1993	54.34		
3	WALSH Gretchen	NAC	◆ 2003	53.74		
4	MANUEL Simone	ALTO	1996	52.04		
5	GEER Margo	MVN	1992	53.44		
6	DAHLIA Kelsi	CARD	1994	54.09		
7	MACK Linnea	OAQ	1995	54.78		
8	KONOPKA Katrina	NCAC	1997	55.41		

Heat 7 of 15

Lane	Name	Club Code	Year of	Entry Time	Time	Rank
1	JORGENSON Jojo	AQJT	2001	57.35		
2	CALDOW Elle	TIDE	2002	57.24		
3	WENG Vivian	GS	2002	57.17		
4	CHAN Kin Lok	HKG	1994	57.01		
5	GOSS Kennedy	GGST	1996	57.11		
6	DOO Pyper	NSAC	2002	57.17		
7	SAMANSKY Abby	TENN	2001	57.34		
8	LIANG Christey	EKSC	◆ 2004	57.40		

Official Timekeeping by Omega





2020 Tyr Pro Swim Series

Knoxville, TN

January 16 - 19, 2020

Event 27

19 JAN 2020 - 10:43

Women's 100m Freestyle

Heats

Start List

Event Number 27

Heat 8 of 15

Lane	Name	Club Code	Year of	Entry Time	Time	Rank
1	MOSES Casaundra	SPA-AR	◆ 2003	57.79		
2	WILSON Kayla	TIDE	◆ 2004	57.66		
3	WAGNER Annika	WILD	2002	57.57		
4	UNGARETTI Natalie	TENN	2001	57.48		
5	JOHNSON Gigi	SA	◆ 2004	57.50		
6	LEUBNER Molly	DLTA	◆ 2004	57.62		
7	AVILA Julimar	UN-NE	1997	57.74		
8	McENROE Kirsti	YSSC	◆ 2004	57.81		

Heat 9 of 15

Lane	Name	Club Code	Year of	Entry Time	Time	Rank
1	SMITH Jenna	TOPS	◆ 2003	57.91		
2	LENIHAN Emily	LAK	2002	57.87		
3	BARR Savannah	SYS	2002	57.82		
4	MARTIN Allison	FISH	◆ 2003	57.81		
5	SHIELDS Kendall	TENN	2000	57.82		
6	vander LEEK Teagan	EKSC	◆ 2004	57.85		
7	D'EMANUELE Peyton	AQJT	2002	57.89		
8	ALLEN Mara	SMST	2002	57.93		

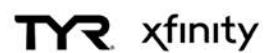
Heat 10 of 15

Lane	Name	Club Code	Year of	Entry Time	Time	Rank
1	SICHTERMAN Megan	TENN	1999	58.19		
2	YU Audrey	SAND	◆ 2004	58.16		
3	WATSON-BROWN Logan	BAY	◆ 2003	58.05		
4	MATTES Michaela	SYS	◆ 2005	57.94		
5	KETSLAKH Abbey	CW	◆ 2003	58.02		
6	WONGSO Priscilla	LAC	2001	58.12		
7	SAND Adair	UN-FL	2001	58.16		
8	BANIC Madeline	TNAQ	1997	55.21		

Heat 11 of 15

Lane	Name	Club Code	Year of	Entry Time	Time	Rank
1	RUAN Tiffanie	FOX	2002	57.05		
2	WEYANT Emma	SYS	2001	56.61		
3	SHAW Anna	TOPS	2002	56.44		
4	RUMLEY Jasmine	DSMY	2001	55.51		
5	HANSSON Sophie	NCS	1998	55.72		
6	KAPELLER Abigail	UN-MN	◆ 2003	56.54		
7	STEGE Rachel	FOX	◆ 2003	56.86		
8	JOHNSON Carrie	TENN	1997	57.05		

Official Timekeeping by Omega





2020 Tyr Pro Swim Series

Knoxville, TN

January 16 - 19, 2020

Event 27

19 JAN 2020 - 10:43

Women's 100m Freestyle

Heats

Start List

Event Number 27

Heat 12 of 15

Lane	Name	Club Code	Year of	Entry Time	Time	Rank
1	BURROUGHS Julia	TNAQ	◆ 2004	58.25		
2	KERANEN Mia	CW	2002	58.24		
3	WALDREP Ellie	BAY	2002	57.23		
4	DAVIS Jessica	DLTA	2001	57.09		
5	WILLIAMS Taylor	AQJT	◆ 2003	57.11		
6	BLACK Haley	CAN	1996	57.38		
7	HANLON Lydia	ATAC	◆ 2004	58.25		
8	McCARVILLE Kate	SPA-AR	◆ 2003	58.29		

Heat 13 of 15

Lane	Name	Club Code	Year of	Entry Time	Time	Rank
1	SILVER Sydney	TOPS	2002	58.86		
2	GABLE Isabella	TENN	2000	58.71		
3	ALVAREZ Maria	TNAQ	1989	58.54		
4	WEYANT Gracie	SYS	◆ 2005	58.34		
5	OWNBEY Hannah	YSSC	2001	58.42		
6	MYERS Amber	SMST	◆ 2003	58.60		
7	SAUICKIE Addie	SYS	◆ 2006	58.76		
8	STEPHENS Julianna	SA	2001	58.91		

Heat 14 of 15

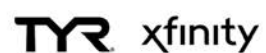
Lane	Name	Club Code	Year of	Entry Time	Time	Rank
1	WATTS Stella Grace	ATAC	◆ 2003	59.26		
2	BARTON Sarah	MAC-NC	2002	59.22		
3	CIEZCZAK Megan	FOX	◆ 2003	59.04		
4	KARL Abby	EKC	◆ 2003	58.99		
5	DENNIS Holley	TOPS	2002	59.00		
6	POO-CHEONG Elodie	DACA	1996	59.14		
7	PARDUS Elysse	SCSCSC	2001	59.23		
8	MORELLO McKenna	TENN	1999	59.31		

Heat 15 of 15

Lane	Name	Club Code	Year of	Entry Time	Time	Rank
1	KUCHKAROVA Yulduz	CLOV	1994	58.86		
2	CURTIS Brynn	YORK	2002	58.74		
3	BEIL Mallory	TENN	2000	58.52		
4	HERRMANN Danielle	CLOV	1987	57.75		
5	COTHERN Bella	PKWY	2001	58.38		
6	BERG Madison	UN-MR	1998	58.66		
7	BURT Maddy	SWIM	2002	58.78		

Legend:	AR Americas Record	CR Championship Record	US US Open Record	WJ World Junior Record
	WR World Record	◆ Junior swimmer		

Official Timekeeping by Omega





2020 Tyr Pro Swim Series

Knoxville, TN

January 16 - 19, 2020

Event 28

19 JAN 2020 - 10:53

Men's 100m Freestyle

Heats

Start List

Event Number 28

	Record	Split	Name	Club Code	Location	Date
WR	46.91	22.17	CIELO FILHO Cesar	BRA	Rome (ITA)	30 JUL 2009
US	47.39		HELD Ryan	USA	Budapest (HUN)	31 JUL 2019
CR	48.00		ADRIAN Nathan	USA	Mesa (USA)	1 JAN 2016
AR	46.96		DRESSEL Caeleb	USA	Budapest (HUN)	28 JUL 2019
WJ	47.58	23.14	CHALMERS Kyle	AUS	Rio de Janeiro (BRA)	10 AUG 2016

Heat 1 of 11

Lane	Name	Club Code	Year of	Entry Time	Time	Rank
1	MITCHELL Jake	CSC-IN	2001	51.83		
2	POWELL Jacob	UN-MR	2001	51.72		
3	POELKE Boyd	MAC-NC	2001	51.71		
4	BARR Luke	SCSCMW	◆ 2003	51.68		
5	COLE William	LAK	2001	51.71		
6	AIMABLE Steven	AZFL	1999	51.72		
7	STEWART Sam	UN-MS	1997	51.72		
8	YANCHULIS Noah	UN-NJ	1996	51.83		

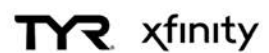
Heat 2 of 11

Lane	Name	Club Code	Year of	Entry Time	Time	Rank
1	RUTTER Jonathan	UN-VA	1996	51.61		
2	CURTISS David	HACY	◆ 2002	51.45		
3	ARAYA Gabriel	AZFL	1999	51.04		
4	AYAR Kaan	DM	1995	50.75		
5	MAIN Bayley	GSC-FL	1997	50.75		
6	BOUGIE Spencer	PCSC	1994	51.37		
7	FINK Nicolas	ABSC	1993	51.60		
8	FULLUM-HUOT Edouard	PCSC	◆ 2002	51.65		

Heat 3 of 11

Lane	Name	Club Code	Year of	Entry Time	Time	Rank
1	ROSE Dare	SCAR	◆ 2002	50.61		
2	WETZLAR Peter	KYA	1997	50.50		
3	SMITH Giles	SUN	1991	50.47		
4	HO Ian	UN-VA	1997	50.43		
5	LEBUKE James	CAN	◆ 2002	50.47		
6	BRIGGS Nolan	TENN	2000	50.48		
7	WALSH Josh	TENN	1999	50.60		
8	HOOVER Sam	NCAC	◆ 2003	50.72		

Official Timekeeping by Omega





2020 Tyr Pro Swim Series

Knoxville, TN

January 16 - 19, 2020

Event 28

19 JAN 2020 - 10:53

Men's 100m Freestyle

Heats

Start List

Event Number 28

Heat 4 of 11

Lane	Name	Club Code	Year of	Entry Time	Time	Rank
1	CALKINS Stephen	UCSC	1998	50.10		
2	OLAFSON Carson	CAN	1997	49.53		
3	SCHREUDERS Mikel	UN-MV	1998	49.08		
4	FARRIS Dean	HARV	1997	48.07		
5	KISIL Yuri	CAN	1995	48.79		
6	LIENDO Joshua	CAN	◆ 2002	49.17		
7	COETZEE Ryan	TNAQ	1995	49.88		
8	BAILEY Seth	TENN	2000	50.38		

Heat 5 of 11

Lane	Name	Club Code	Year of	Entry Time	Time	Rank
1	CONNOLLY Alec	TENN	1998	50.09		
2	RYSGAARD Mathias	DEN	1998	49.30		
3	KORSTANJE Nyls	NCS	1999	48.87		
4	APPLE Zach	MVN	1997	47.69		
5	RESS Justin	WOLF	1997	48.74		
6	SMITH Kieran	UN-FL	2000	49.11		
7	LEGARD Yusuke	PRVT	1996	49.85		
8	JOSA Matthew	CAL	1995	50.24		

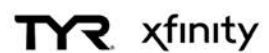
Heat 6 of 11

Lane	Name	Club Code	Year of	Entry Time	Time	Rank
1	FLEAGLE Josh	UN-OH	1993	49.98		
2	MAGAHEY Jake	SA	2001	49.20		
3	MOLACEK Jacob	WOLF	1995	48.86		
4	HELD Ryan	NYAC	1995	47.39		
5	CONGER Jack	CAV	1994	48.47		
6	KHALAFALLA Ali	MVN	1996	49.10		
7	HOUSE Grant	SUN	1998	49.84		
8	NICKELSEN Rasmus	DEN	◆ 2003	50.22		

Heat 7 of 11

Lane	Name	Club Code	Year of	Entry Time	Time	Rank
1	HUSSEY Patrick	PCSC	2001	52.38		
2	KIRK Jackson	BSS	2001	52.28		
3	COTE Lukas	SPA-FL	2001	52.21		
4	ZENG Tim	CHEN	1997	52.03		
5	BROUGH Mitchell	ROD	2001	52.21		
6	PITTENGER Tj	SA	◆ 2003	52.27		
7	CROOKS Jordan	CAY	◆ 2002	52.36		
8	CROSS Kayde	PKWY	◆ 2003	52.43		

Official Timekeeping by Omega





2020 Tyr Pro Swim Series

Knoxville, TN

January 16 - 19, 2020

Event 28

19 JAN 2020 - 10:53

Men's 100m Freestyle

Heats

Start List

Event Number 28

Heat 8 of 11

Lane	Name	Club Code	Year of	Entry Time	Time	Rank
1	VERHAGE Braga	TENN	1997	50.48		
2	PONCE de LEON Rafael	BSS	2000	52.89		
3	PETTY Evan	NAC	◆ 2003	52.54		
4	FLEAGLE Justin	UN-OH	2001	52.45		
5	CHAVEZ William	TOPS	2001	52.46		
6	WILBY Mason	KYA	1999	52.66		
7	HEIN Nate	UN-MR	1998	49.56		
8	WEBBER Billy	UN-MR	1999	50.53		

Heat 9 of 11

Lane	Name	Club Code	Year of	Entry Time	Time	Rank
1	McGEE Eien	TENN	2000	52.98		
2	SCANLON Scott	TENN	2000	51.32		
3	MILLS Lucas	TENN	1999	51.24		
4	ZOCK Joshua	UN-MR	1999	50.53		
5	ZITO Nick	UN-IL	1994	50.87		
6	HARPER Hogan	UN-MR	1997	51.30		
7	STANISLAW Evan	YSSC	2001	52.95		
8	CULETU Justin	UN-PC	◆ 2002	53.03		

Heat 10 of 11

Lane	Name	Club Code	Year of	Entry Time	Time	Rank
1	STOLARSKI Sean Paul	UN-MR	1999	51.62		
2	BREHM Alex	LAK	◆ 2002	53.53		
3	ABAQUETA Cam	MAC-NC	◆ 2003	53.24		
4	DAVIS Jackson	MAC-NC	◆ 2002	53.03		
5	SIEBERT Tavis	FORK	◆ 2002	53.05		
6	ROBINS Philippe	PCSC	◆ 2002	53.33		
7	McCORMICK Evan	SMST	2001	53.57		
8	MASSEY Luke	TENN	2000	51.73		

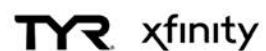
Heat 11 of 11

Lane	Name	Club Code	Year of	Entry Time	Time	Rank
3	HOFF Oskar	TENN	1998	52.42		
4	CAIN Scott	FASTMW	2000	52.05		
5	BRICE Luke	TENN	2000	52.15		
6	EWING Kendall	TIDE	◆ 2002	52.53		

Legend:

AR Americas Record CR Championship Record US US Open Record WJ World Junior Record
 WR World Record ◆ Junior swimmer

Official Timekeeping by Omega





2020 Tyr Pro Swim Series

Knoxville, TN

January 16 - 19, 2020

Event 121 19 JAN 2020 - 12:08

Women's 1500m Freestyle

Heats

Start List

Event Number 21

	Record	Splits					Name	Club Code	Location	Date
WR	15:20.48	58.50	2:00.25	4:04.88	8:11.70	LEDECKY Katie	USA	Indianapolis (USA)	16 MAY 2018	
US	15:20.48	58.50	2:00.25	4:04.88	8:11.70	LEDECKY Katie	USA	Indianapolis, IN (USA)	16 MAY 2018	
CR	15:20.48	58.50	2:00.25	4:04.88	8:11.70	LEDECKY Katie	USA	Indianapolis, IN (USA)	16 MAY 2018	
AR	15:20.48	58.50	2:00.25	4:04.88	8:11.70	LEDECKY Katie	USA	Indianapolis, IN (USA)	16 MAY 2018	
WJ	15:28.36	59.34	2:01.85	4:06.57	8:16.90	LEDECKY Katie	USA	Gold Coast (AUS)	21 AUG 2014	

Heat 2

Lane	Name	Club Code	Year of	Qualifying Time	Time	Rank
1	VETKOETTER Clare	TFA	◆ 2003	17:05.08		
2	MATTES Michaela	SYS	◆ 2005	16:51.45		
3	KUWATA Paige	SAND	◆ 2004	16:46.63		
4	BELLIO Katrina	ESWI	◆ 2004	16:43.66		
5	ACKMAN Alyson	PCSC	1993	16:45.99		
6	McINTOSH Summer	ESWI	◆ 2006	16:50.17		
7	ZAVAROS Mabel	OAK	2000	16:51.54		
8	ROSS Kyla	CAN	2001	17:11.03		

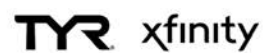
Heat 3

Lane	Name	Club Code	Year of	Qualifying Time	Time	Rank
1	CECH Hannah	LAKY	2002	17:25.39		
2	DUNFORD Abby	SAND	◆ 2006	16:37.54		
3	CHANG Claudia	AQJT	2002	17:18.04		
4	ALVAREZ Maria	TNAQ	1989	17:11.21		
5	DAVIE Alicia	SYS	2002	17:16.13		
6	YEGRES COTTIN Maria	SCLN	◆ 2005	17:18.88		
7	TRABA Mercedes	SYS	◆ 2003	17:03.06		
8	KNAPP Sophia	TIDE	◆ 2004	17:31.13		

Legend:

AR	Americas Record	CR	Championship Record	US	US Open Record	WJ	World Junior Record
WR	World Record	◆	Junior swimmer				

Official Timekeeping by Omega





2020 Tyr Pro Swim Series

Knoxville, TN

January 16 - 19, 2020

Event 122 19 JAN 2020 - 12:26

Men's 1500m Freestyle

Heats

Start List

Event Number 22

	Record	Splits				Name	Club Code	Location	Date
WR	14:31.02	55.80	1:54.31	3:51.50	7:45.45	SUN Yang	CHN	London (GBR)	4 AUG 2012
US	14:45.54	56.06	1:55.50	3:54.42	7:53.91	VANDERKAAAY Peter	USA	Omaha, NE (USA)	6 JUL 2008
CR	14:53.12					WILLIMOVSKY Jordan	USA	Mesa (USA)	1 JAN 2016
AR	14:39.48	56.74	1:55.55	3:53.15	7:49.73	JAEGER Connor	USA	Rio (BRA)	13 AUG 2016
WJ	14:46.09	56.52	1:55.88	3:55.53	7:53.07	GRGIC Franko	CRO	Budapest (HUN)	25 AUG 2019

Heat 2

Lane	Name	Club Code	Year of	Qualifying Time	Time	Rank
1	ZUCKER Logan	MAC-NC	◆ 2003	15:47.63		
2	VANDEUSEN Jack	BSS	2001	15:43.17		
3	REYNOLDS Parker	SMSC	◆ 2004	15:41.73		
4	GRIMES Sawyer	SAND	2001	15:35.23		
5	LLOYD Owen	NCAC	2001	15:40.57		
6	BROWN Eric	PCSC	◆ 2002	15:42.53		
7	RICE Sam	TNAQ	1996	15:44.59		
8	OLIVER Sam	SNOW	◆ 2002	15:48.94		

Heat 3

Lane	Name	Club Code	Year of	Qualifying Time	Time	Rank
1	DON James	SCAR	◆ 2003	16:06.48		
2	PLIUSKAITIS Stuart	SNOW	2000	16:00.29		
3	LI Stanford	PCSC	◆ 2002	15:56.62		
4	SIMPSON Blake	SMSC	2001	15:49.48		
5	ROSE Dare	SCAR	◆ 2002	15:50.75		
6	LUCAS Cooper	LAC	◆ 2005	15:57.07		
7	COTE Ben	SPA-FL	◆ 2003	16:01.60		
8	MOHAMMED Kareem	ROD	2000	16:10.05		

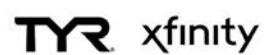
Heat 4

Lane	Name	Club Code	Year of	Qualifying Time	Time	Rank
1	SHEPPARD Aj	CLOV	◆ 2002	15:58.22		
2	CUSTER Liam	SYS	◆ 2004	15:51.93		
3	SANDERS Ethan	TENN	1999	16:13.57		
4	HIGDON Stuart	ATAC	◆ 2003	16:13.08		
5	STAUNCH Ryan	SWIM	◆ 2002	16:13.51		
6	PISHKO Jacob	BSS	◆ 2003	16:14.42		
7	PONCE de LEON Rafael	BSS	2000	15:53.45		
8	ATKINSON Ike	MAC-NC	2001	15:59.96		

Heat 5

Lane	Name	Club Code	Year of	Qualifying Time	Time	Rank
3	McFARLAND Tristan	TOPS	◆ 2002	16:23.53		
4	TAYLOR Andrew	TBAC	◆ 2004	16:15.62		
5	BRETZMANN Peter	NCAC	◆ 2003	16:20.74		
6	NGAN Owen	UN-OR	◆ 2003	16:24.21		

Official Timekeeping by Omega





2020 Tyr Pro Swim Series

Knoxville, TN

January 16 - 19, 2020

Event 122 19 JAN 2020 - 12:26

Men's 1500m Freestyle

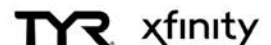
Heats

Start List

Event Number 22

Legend:							
AR	Americas Record	CR	Championship Record	US	US Open Record	WJ	World Junior Record
WR	World Record	♦	Junior swimmer				

Official Timekeeping by Omega





2020 Tyr Pro Swim Series

Knoxville, TN

January 16 - 19, 2020

Event 21 19 JAN 2020 - 06:30

Women's 1500m Freestyle

Fastest Heat

Results Summary

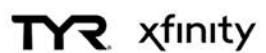
After 1 of 3 Heats

	Record	Splits				Name	Club Code	Location	Date
WR	15:20.48	58.50	2:00.25	4:04.88	8:11.70	LEDECKY Katie	USA	Indianapolis (USA)	16 MAY 2018
US	15:20.48	58.50	2:00.25	4:04.88	8:11.70	LEDECKY Katie	USA	Indianapolis, IN (USA)	16 MAY 2018
CR	15:20.48	58.50	2:00.25	4:04.88	8:11.70	LEDECKY Katie	USA	Indianapolis, IN (USA)	16 MAY 2018
AR	15:20.48	58.50	2:00.25	4:04.88	8:11.70	LEDECKY Katie	USA	Indianapolis, IN (USA)	16 MAY 2018
WJ	15:28.36	59.34	2:01.85	4:06.57	8:16.90	LEDECKY Katie	USA	Gold Coast (AUS)	21 AUG 2014

Heat

Rank	Heat	Lane	Name	Club Code	Year of Birth	R.T.	Time	Time Behind	
1	1	4	SULLIVAN Erica	SAND	2000	0.59	16:01.71		
		50m	29.97	100m	1:01.71	150m	1:33.85	200m	2:05.73
					31.74		32.14		31.88
		450m	4:45.89	500m	5:17.95	550m	5:49.95	600m	6:21.74
			31.93		32.06		32.00		31.79
		850m	9:01.72	900m	9:33.65	950m	10:05.71	1000m	10:37.62
			31.91		31.93		32.06		32.24
		1250m	13:19.34	1300m	13:51.65	1350m	14:24.37	1400m	14:56.97
			32.70		32.31		32.72		32.60
2	1	5	KOBRIK Kristel	CHI	1985	0.68	16:17.86	16.15	
		50m	31.51	100m	1:04.04	150m	1:36.92	200m	2:09.78
					32.53		32.88		32.86
		450m	4:53.29	500m	5:26.04	550m	5:58.60	600m	6:31.40
			32.63		32.75		32.56		32.80
		850m	9:14.86	900m	9:47.48	950m	10:20.15	1000m	10:52.69
			32.83		32.62		32.67		32.54
		1250m	13:35.77	1300m	14:08.28	1350m	14:40.79	1400m	15:13.50
			32.56		32.51		32.51		32.71
3	1	3	NUNAN Amanda	TENN	1999	0.85	16:33.31	31.60	
		50m	31.05	100m	1:03.61	150m	1:36.84	200m	2:09.91
					32.56		33.23		33.07
		450m	4:56.73	500m	5:30.00	550m	6:03.14	600m	6:36.50
			33.21		33.27		33.14		33.36
		850m	9:22.47	900m	9:55.73	950m	10:29.17	1000m	11:02.34
			33.22		33.26		33.44		33.17
		1250m	13:48.45	1300m	14:21.68	1350m	14:54.78	1400m	15:27.72
			33.19		33.23		33.10		32.94
4	1	6	JUNGBLUT Viviane	GNU	1996	0.78	16:37.80	36.09	
		50m	31.52	100m	1:04.56	150m	1:38.05	200m	2:11.33
					33.04		33.49		33.28
		450m	4:57.98	500m	5:31.23	550m	6:04.61	600m	6:37.81
			33.42		33.25		33.38		33.20
		850m	9:24.69	900m	9:57.83	950m	10:31.26	1000m	11:04.59
			33.55		33.14		33.43		33.33
		1250m	13:51.38	1300m	14:24.83	1350m	14:58.35	1400m	15:31.96
			33.28		33.45		33.52		33.61
=5	1	1	ROSENDAHL BACH Helena	DEN	2000	0.92	16:42.14	40.43	
		50m	31.12	100m	1:04.63	150m	1:37.99	200m	2:11.30
					33.51		33.66		33.31
		450m	4:58.29	500m	5:31.66	550m	6:04.90	600m	6:38.09
			33.47		33.37		33.24		33.19
		850m	9:25.08	900m	9:58.79	950m	10:32.12	1000m	11:05.76
			33.30		33.71		33.33		33.64
		1250m	13:54.16	1300m	14:28.13	1350m	15:01.89	1400m	15:35.61
			33.72		33.97		33.76		33.72
=5	1	8	SIMS Bella	SAND	♦ 2005	0.57	16:42.14	40.43	
		50m	30.03	100m	1:03.47	150m	1:37.32	200m	2:11.02
					33.44		33.85		33.70
		450m	4:59.20	500m	5:32.69	550m	6:06.07	600m	6:39.53
			33.48		33.49		33.38		33.46
		850m	9:26.82	900m	10:00.61	950m	10:33.93	1000m	11:07.29
			33.58		33.79		33.32		33.36
		1250m	13:55.53	1300m	14:29.25	1350m	15:03.01	1400m	15:36.81
			33.73		33.72		33.76		33.80

Official Timekeeping by Omega





2020 Tyr Pro Swim Series

Knoxville, TN

January 16 - 19, 2020

Event 21

19 JAN 2020 - 06:30

Women's 1500m Freestyle

Fastest Heat

Results Summary

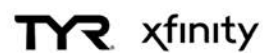
After 1 of 3 Heats

Heat

Rank	Heat	Lane	Name	Club Code	Year of Birth	R.T.	Time	Time Behind
7	1	2	STEGE Rachel	FOX	◆ 2003	0.76	16:44.63	42.92
	50m 30.02	100m 1:02.89	150m 1:36.29	200m 2:09.62	250m 2:43.22	300m 3:16.83	350m 3:50.60	400m 4:24.48
		32.87	33.40	33.33	33.60	33.61	33.77	33.88
450m 4:58.33	500m 5:31.89	550m 6:05.55	600m 6:39.37	650m 7:12.89	700m 7:46.94	750m 8:20.97	800m 8:54.79	
33.85	33.56	33.66	33.82	33.52	34.05	34.03	33.82	
850m 9:28.72	900m 10:02.41	950m 10:36.58	1000m 11:10.35	1050m 11:44.39	1100m 12:18.02	1150m 12:52.52	1200m 13:26.27	
33.93	33.69	34.17	33.77	34.04	33.63	34.50	33.75	
1250m 13:59.98	1300m 14:33.42	1350m 15:06.63	1400m 15:39.85	1450m 16:12.93				
33.71	33.44	33.21	33.22	33.08	31.70			
8	1	7	McMURRAY Olivia	SWIM	◆ 2003	0.79	16:46.53	44.82
	50m 31.01	100m 1:04.46	150m 1:38.14	200m 2:11.63	250m 2:45.32	300m 3:18.87	350m 3:52.50	400m 4:26.08
		33.45	33.68	33.49	33.69	33.55	33.63	33.58
450m 4:59.50	500m 5:32.92	550m 6:06.37	600m 6:40.11	650m 7:13.64	700m 7:47.19	750m 8:20.98	800m 8:54.66	
33.42	33.42	33.45	33.74	33.53	33.55	33.79	33.68	
850m 9:28.48	900m 10:02.15	950m 10:36.03	1000m 11:09.70	1050m 11:43.85	1100m 12:17.75	1150m 12:51.68	1200m 13:25.60	
33.82	33.67	33.88	33.67	34.15	33.90	33.93	33.92	
1250m 13:59.39	1300m 14:33.21	1350m 15:07.04	1400m 15:40.75	1450m 16:14.20				
33.79	33.82	33.83	33.71	33.45	32.33			

Legend:	AR Americas Record	CR Championship Record	R.T. Reaction Time	US US Open Record
	WJ World Junior Record	WR World Record	◆ Junior swimmer	

Official Timekeeping by Omega





2020 Tyr Pro Swim Series

Knoxville, TN

January 16 - 19, 2020

Event 22

19 JAN 2020 - 06:47

Men's 1500m Freestyle

Fastest Heat

Results Summary

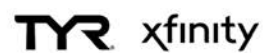
After 1 of 5 Heats

	Record	Splits			Name	Club Code	Location	Date	
WR	14:31.02	55.80	1:54.31	3:51.50	7:45.45	SUN Yang	CHN	London (GBR)	4 AUG 2012
US	14:45.54	56.06	1:55.50	3:54.42	7:53.91	VANDERKAAY Peter	USA	Omaha, NE (USA)	6 JUL 2008
CR	14:53.12					WILLIMOVSKY Jordan	USA	Mesa (USA)	1 JAN 2016
AR	14:39.48	56.74	1:55.55	3:53.15	7:49.73	JAEGER Connor	USA	Rio (BRA)	13 AUG 2016
WJ	14:46.09	56.52	1:55.88	3:55.53	7:53.07	GRGIC Franko	CRO	Budapest (HUN)	25 AUG 2019

Heat

Rank	Heat	Lane	Name	Club Code	Year of Birth	R.T.	Time	Time Behind	
1	1	5	GROTHER Zane	BCH	1992	0.74	15:19.77		
		50m 27.52	100m 57.61	150m 1:28.10	200m 1:58.73	250m 2:29.24	300m 2:59.87	350m 3:30.46	400m 4:01.40
			30.09	30.49	30.63	30.51	30.63	30.59	30.94
		450m 4:32.07	500m 5:02.93	550m 5:33.53	600m 6:04.15	650m 6:35.04	700m 7:05.71	750m 7:36.94	800m 8:07.99
			30.67	30.86	30.60	30.62	30.89	31.23	31.05
		850m 8:39.01	900m 9:10.20	950m 9:41.37	1000m 10:12.71	1050m 10:43.83	1100m 11:15.08	1150m 11:46.15	1200m 12:17.27
			31.02	31.19	31.17	31.34	31.12	31.07	31.12
		1250m 12:48.25	1300m 13:19.26	1350m 13:49.99	1400m 14:20.69	1450m 14:50.87			
			30.98	31.01	30.73	30.70	28.90		
2	1	6	HERON David	MVN	1995	0.69	15:28.40	8.63	
		50m 28.47	100m 58.98	150m 1:29.94	200m 2:01.00	250m 2:32.18	300m 3:03.34	350m 3:34.71	400m 4:05.79
			30.51	30.96	31.06	31.18	31.16	31.37	31.08
		450m 4:37.07	500m 5:08.43	550m 5:39.87	600m 6:10.93	650m 6:42.23	700m 7:13.25	750m 7:44.68	800m 8:15.63
			31.28	31.36	31.44	31.30	31.02	31.43	30.95
		850m 8:46.74	900m 9:18.00	950m 9:49.11	1000m 10:20.27	1050m 10:51.43	1100m 11:22.34	1150m 11:53.41	1200m 12:24.25
			31.11	31.26	31.11	31.16	30.91	31.07	30.84
		1250m 12:55.35	1300m 13:26.27	1350m 13:57.19	1400m 14:28.14	1450m 14:58.70			
			31.10	30.92	30.92	30.95	29.70		
3	1	4	NORGAARD Alexander	DEN	2000	0.68	15:29.92	10.15	
		50m 27.74	100m 57.76	150m 1:28.19	200m 1:58.67	250m 2:29.58	300m 3:00.47	350m 3:31.41	400m 4:02.16
			30.02	30.43	30.48	30.91	30.89	30.94	30.75
		450m 4:33.04	500m 5:03.89	550m 5:34.99	600m 6:06.01	650m 6:37.60	700m 7:09.21	750m 7:40.78	800m 8:12.38
			30.88	30.85	31.10	31.02	31.59	31.57	31.60
		850m 8:44.11	900m 9:15.84	950m 9:47.75	1000m 10:19.79	1050m 10:51.64	1100m 11:23.78	1150m 11:55.34	1200m 12:27.27
			31.73	31.73	31.91	32.04	31.85	32.14	31.93
		1250m 12:59.04	1300m 13:30.14	1350m 14:01.03	1400m 14:31.67	1450m 15:01.85			
			31.77	31.10	30.89	30.64	30.18	28.07	
4	1	2	ACOSTA Marcelo	CARD	1996	0.73	15:30.34	10.57	
		50m 28.89	100m 59.94	150m 1:31.12	200m 2:02.57	250m 2:33.96	300m 3:05.70	350m 3:37.38	400m 4:08.76
			31.05	31.18	31.45	31.39	31.74	31.68	31.38
		450m 4:40.37	500m 5:11.71	550m 5:43.00	600m 6:14.25	650m 6:45.52	700m 7:16.75	750m 7:48.05	800m 8:19.43
			31.61	31.34	31.29	31.27	31.23	31.30	31.38
		850m 8:50.59	900m 9:21.86	950m 9:53.26	1000m 10:24.64	1050m 10:55.50	1100m 11:26.13	1150m 11:56.79	1200m 12:27.78
			31.16	31.27	31.40	31.38	30.86	30.66	30.99
		1250m 12:58.87	1300m 13:29.68	1350m 14:00.40	1400m 14:31.05	1450m 15:01.16			
			31.09	30.81	30.72	30.65	30.11	29.18	
5	1	8	BECKER Dylan	SAND	2002	0.68	15:36.63	16.86	
		50m 28.34	100m 58.93	150m 1:29.80	200m 2:01.08	250m 2:32.05	300m 3:03.14	350m 3:34.18	400m 4:05.61
			30.59	30.87	31.28	30.97	31.09	31.04	31.43
		450m 4:36.95	500m 5:08.29	550m 5:39.45	600m 6:10.93	650m 6:42.23	700m 7:13.61	750m 7:44.95	800m 8:16.41
			31.34	31.34	31.16	31.48	31.30	31.38	31.46
		850m 8:47.73	900m 9:19.20	950m 9:50.64	1000m 10:22.02	1050m 10:53.46	1100m 11:24.95	1150m 11:56.44	1200m 12:28.10
			31.32	31.47	31.44	31.38	31.44	31.49	31.66
		1250m 12:59.54	1300m 13:31.21	1350m 14:02.84	1400m 14:34.51	1450m 15:06.02			
			31.44	31.67	31.63	31.67	31.51	30.61	
6	1	3	HEDLIN Eric	CAN	1993	0.71	15:42.13	22.36	
		50m 29.19	100m 1:00.62	150m 1:31.82	200m 2:03.10	250m 2:34.89	300m 3:06.38	350m 3:37.68	400m 4:09.38
			31.43	31.20	31.28	31.79	31.49	31.30	31.70
		450m 4:41.12	500m 5:12.75	550m 5:44.28	600m 6:15.83	650m 6:47.40	700m 7:18.70	750m 7:50.21	800m 8:22.01
			31.74	31.63	31.53	31.55	31.57	31.30	31.80
		850m 8:53.63	900m 9:25.37	950m 9:56.93	1000m 10:28.57	1050m 11:00.13	1100m 11:31.63	1150m 12:03.16	1200m 12:34.86
			31.62	31.74	31.56	31.64	31.50	31.53	31.70
		1250m 13:06.36	1300m 13:37.94	1350m 14:09.70	1400m 14:41.14	1450m 15:12.43			
			31.50	31.58	31.76	31.44	31.29	29.70	

Official Timekeeping by Omega





2020 Tyr Pro Swim Series

Knoxville, TN

January 16 - 19, 2020

Event 22

19 JAN 2020 - 06:47

Men's 1500m Freestyle

Fastest Heat

Results Summary

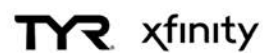
After 1 of 5 Heats

Heat

Rank	Heat	Lane	Name	Club Code	Year of Birth	R.T.	Time	Time Behind
7	1	7	ABBOTT Taylor	TENN	1998	0.71	15:51.03	31.26
		50m	28.61					
		100m	59.36					
		150m	1:30.73					
		200m	2:02.07					
		250m	2:33.28					
		300m	3:04.87					
		350m	3:36.03					
		400m	4:07.40					
		450m	4:38.63					
		500m	5:10.26					
		550m	5:41.41					
		600m	6:12.78					
		650m	6:44.34					
		700m	7:16.27					
		750m	7:47.95					
		800m	8:20.10					
		850m	8:52.29					
		900m	9:24.68					
		950m	9:56.85					
		1000m	10:29.33					
		1050m	11:01.49					
		1100m	11:34.16					
		1150m	12:06.47					
		1200m	12:38.96					
		1250m	13:11.21					
		1300m	13:43.87					
		1350m	14:16.19					
		1400m	14:48.68					
		1450m	15:20.24					
			32.25					
			32.66					
			32.32					
			32.49					
			31.56					
			30.79					
8	1	1	BROTHERS Peter	UCSC	1996	0.71	16:01.72	41.95
		50m	28.16					
		100m	58.35					
		150m	1:29.75					
		200m	2:01.30					
		250m	2:33.25					
		300m	3:05.48					
		350m	3:37.85					
		400m	4:10.32					
		450m	4:42.89					
		500m	5:15.48					
		550m	5:48.09					
		600m	6:20.82					
		650m	6:53.23					
		700m	7:25.81					
		750m	7:58.57					
		800m	8:31.62					
		850m	9:04.45					
		900m	9:37.41					
		950m	10:10.20					
		1000m	10:43.23					
		1050m	11:15.77					
		1100m	11:48.14					
		1150m	12:20.50					
		1200m	12:52.67					
		1250m	13:24.69					
		1300m	13:56.84					
		1350m	14:28.26					
		1400m	15:00.34					
		1450m	15:31.63					
			32.02					
			32.15					
			31.42					
			32.08					
			31.29					
			30.09					

Legend:	AR Americas Record	CR Championship Record	R.T. Reaction Time	US US Open Record
	WJ World Junior Record	WR World Record	♦ Junior swimmer	

Official Timekeeping by Omega





2020 Tyr Pro Swim Series

Knoxville, TN

January 16 - 19, 2020

Event 21

19 JAN 2020 - 06:30

Women's 1500m Freestyle

Heats

Start List

Event Number 21

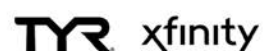
	Record	Splits				Name	Club Code	Location	Date
WR	15:20.48	58.50	2:00.25	4:04.88	8:11.70	LEDECKY Katie	USA	Indianapolis (USA)	16 MAY 2018
US	15:20.48	58.50	2:00.25	4:04.88	8:11.70	LEDECKY Katie	USA	Indianapolis, IN (USA)	16 MAY 2018
CR	15:20.48	58.50	2:00.25	4:04.88	8:11.70	LEDECKY Katie	USA	Indianapolis, IN (USA)	16 MAY 2018
AR	15:20.48	58.50	2:00.25	4:04.88	8:11.70	LEDECKY Katie	USA	Indianapolis, IN (USA)	16 MAY 2018
WJ	15:28.36	59.34	2:01.85	4:06.57	8:16.90	LEDECKY Katie	USA	Gold Coast (AUS)	21 AUG 2014

Lane	Name	Club Code	Year of	Entry Time	Time	Rank
1	ROSENDAHL BACH Helena	DEN	2000	16:40.30		
2	STEGE Rachel	FOX	◆ 2003	16:33.94		
3	NUNAN Amanda	TENN	1999	16:20.08		
4	SULLIVAN Erica	SAND	2000	15:55.25		
5	KOBRICH Kristel	CHI	1985	16:10.93		
6	JUNGBLUT Viviane	GNU	1996	16:30.00		
7	McMURRAY Olivia	SWIM	◆ 2003	16:35.47		
8	SIMS Bella	SAND	◆ 2005	16:41.14		

Legend:

AR Americas Record **CR** Championship Record **US** US Open Record **WJ** World Junior Record
WR World Record ◆ Junior swimmer

Official Timekeeping by Omega





2020 Tyr Pro Swim Series

Knoxville, TN

January 16 - 19, 2020

Event 22 19 JAN 2020 - 06:47

Men's 1500m Freestyle

Heats

Start List

Event Number 22

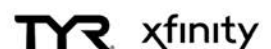
	Record	Splits				Name	Club Code	Location	Date
WR	14:31.02	55.80	1:54.31	3:51.50	7:45.45	SUN Yang	CHN	London (GBR)	4 AUG 2012
US	14:45.54	56.06	1:55.50	3:54.42	7:53.91	VANDERKAAAY Peter	USA	Omaha, NE (USA)	6 JUL 2008
CR	14:53.12					WILLIMOVSKY Jordan	USA	Mesa (USA)	1 JAN 2016
AR	14:39.48	56.74	1:55.55	3:53.15	7:49.73	JAEGER Connor	USA	Rio (BRA)	13 AUG 2016
WJ	14:46.09	56.52	1:55.88	3:55.53	7:53.07	GRGIC Franko	CRO	Budapest (HUN)	25 AUG 2019

Lane	Name	Club Code	Year of	Entry Time	Time	Rank
1	BROTHERS Peter	UCSC	1996	15:27.16		
2	ACOSTA Marcelo	CARD	1996	15:20.20		
3	HEDLIN Eric	CAN	1993	15:07.18		
4	NORGAARD Alexander	DEN	2000	14:47.75		
5	GROTHER Zane	BCH	1992	14:48.40		
6	HERON David	MVN	1995	15:19.74		
7	ABBOTT Taylor	TENN	1998	15:26.79		
8	BECKER Dylan	SAND	◆ 2002	15:28.31		

Legend:

AR Americas Record **CR** Championship Record **US** US Open Record **WJ** World Junior Record
WR World Record ◆ Junior swimmer

Official Timekeeping by Omega





2020 Tyr Pro Swim Series

Knoxville, TN

January 16 - 19, 2020

Event 123 19 JAN 2020 - 07:03

Women's 200m Individual Medley

Final

Start List

Event Number 23

	Record	Splits			Name	Club Code	Location	Date
WR	2:06.12	27.30	58.94	1:35.64	HOSSZU Katinka	HUN	Kazan (RUS)	3 AUG 2015
US	2:08.32	27.94	59.75	1:37.07	BAKER Kathleen	USA	Irvine, CA (USA)	29 JUL 2018
CR	2:08.66	28.14	1:00.96	1:38.55	HOSSZU Katinka	HUN	Charlotte, Nc (USA)	17 MAY 2015
AR	2:06.15	27.72	59.24	1:36.31	KUKORS Ariana	USA	Roma (ITA)	27 JUL 2009
WJ	2:09.94				McKEOWN Kaylee	AUS	Queensland (AUS)	9 JUN 2019

Final B

Lane	Name	Club Code	Year of	Qualifying Time	Time	Rank
1	BONNETT Bailey	KYA	1998	2:19.62		
2	McCARVILLE Kate	SPA-AR	◆ 2003	2:19.15		
3	KATZER Danika	TENN	2000	2:18.65		
4	YAGER Alexis	TENN	1998	2:17.96		
5	ROTHROCK Trude	TENN	1999	2:18.24		
6	HANUS Danielle	CAN	1998	2:18.68		
7	OWNBEY Hannah	YSSC	2001	2:19.37		
8	DENIGAN Mariah	LAK	◆ 2003	2:20.08		

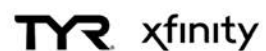
Final A

Lane	Name	Club Code	Year of	Qualifying Time	Time	Rank
1	RAAB Meaghan	NAC	1996	2:16.82		
2	CIEPLUCHA Tess	TENN	1998	2:15.32		
3	COX Madisyn	TXLA	1995	2:13.51		
4	MARGALIS Melanie	SPA-FL	1991	2:13.32		
5	SMALL Meghan	TENN	1998	2:13.33		
6	WALSH Alex	NAC	2001	2:14.58		
7	KINGSLEY Megan	ABSC	1996	2:16.78		
8	BACON Phoebe	NCAP	2002	2:16.95		

Final C

Lane	Name	Club Code	Year of	Qualifying Time	Time	Rank
1	JANSEN Ella	ESWI	◆ 2005	2:21.93		
2	WAGNER Annika	WILD	2002	2:21.60		
3	AVILA Julimar	UN-NE	1997	2:21.11		
4	ROSENDAHL BACH Helena	DEN	2000	2:20.11		
5	MURPHY Rosie	SMST	◆ 2004	2:20.23		
6	YEUNG Jamie	CW	1997	2:21.39		
7	McINTOSH Summer	ESWI	◆ 2006	2:21.86		
8	O'CROININ Emma	EKSC	◆ 2003	2:22.20		

Official Timekeeping by Omega





2020 Tyr Pro Swim Series

Knoxville, TN

January 16 - 19, 2020

Event 123 19 JAN 2020 - 07:03

Women's 200m Individual Medley

Final

Start List

Event Number 23

Final D

Lane	Name	Club Code	Year of	Qualifying Time	Time	Rank
1	HERRMANN Danielle	CLOV	1987	2:24.50		
2	GRAHAM Madison	TENN	1997	2:24.03		
3	CRUSH Annabel	LAK	2002	2:23.81		
4	SYKES Emily	TENN	1998	2:22.22		
5	WEYANT Gracie	SYS	◆ 2005	2:23.37		
6	McGANN Bridget	DLTA	◆ 2006	2:23.83		
7	McENROE Kirsti	YSSC	◆ 2004	2:24.29		
8	STRICKLIN Sydney	CW	◆ 2003	2:24.52		

Reserves

Name	Club Code	Year of	Qualifying Time	Time	Rank
KUWATA Paige	SAND	◆ 2004	2:24.97		
DAVISON Chase	TOPS	◆ 2004	2:25.08		

Legend:

AR Americas Record CR Championship Record US US Open Record WJ World Junior Record
 WR World Record ◆ Junior swimmer

Official Timekeeping by Omega





2020 Tyr Pro Swim Series

Knoxville, TN

January 16 - 19, 2020

Event 124 19 JAN 2020 - 07:13

Men's 200m Individual Medley

Final

Start List

Event Number 24

	Record	Splits			Name	Club Code	Location	Date
WR	1:54.00	24.89	53.48	1:26.51	LOCHTE Ryan	USA	Shanghai (CHN)	28 JUL 2011
US	1:54.56	24.78	53.45	1:26.88	LOCHTE Ryan	USA	Indianapolis, IN (USA)	10 JUL 2009
CR	1:56.32				PHELPS Michael	USA	Indianapolis (USA)	1 JAN 2012
AR	1:54.00	24.89	53.48	1:26.51	LOCHTE Ryan	USA	Shanghai (CHN)	28 JUL 2011
WJ	1:57.06	25.21	55.79	1:28.93	QIN Haiyang	CHN	Budapest (HUN)	27 JUL 2017

Final B

Lane	Name	Club Code	Year of	Qualifying Time	Time	Rank
1	KAMMINGA Frederik	EKSC	1998	2:08.16		
2	RUTTER Jonathan	UN-VA	1996	2:06.90		
3	COTE Tristan	UCSC	1995	2:05.91		
4	KNOX Finlay	CAN	2001	2:04.91		
5	HILL Robert	UCSC	1996	2:05.36		
6	ZAKALA Josh	CAN	1998	2:06.86		
7	KABBARA Munzy	LIB	◆ 2002	2:07.06		
8	SWIFT Sean	SMST	◆ 2002	2:08.66		

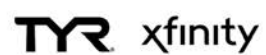
Final A

Lane	Name	Club Code	Year of	Qualifying Time	Time	Rank
1	DARRAGH Mackenzie	CAN	1993	2:04.50		
2	ARROYO Jarod	FORK	2001	2:03.10		
3	SZABO Norbert Szabo	UN-VA	1996	2:02.73		
4	FOSTER Carson	RAYS	2001	2:01.80		
5	LICON Will	TXLA	1994	2:02.45		
6	STEWART Sam	UN-MS	1997	2:02.85		
7	FINK Nicolas	ABSC	1993	2:04.43		
8	HOUSE Grant	SUN	1998	2:04.70		

Final C

Lane	Name	Club Code	Year of	Qualifying Time	Time	Rank
1	BREHM Alex	LAK	◆ 2002	2:10.88		
2	HUSKEY Aj	CSC-MV	◆ 2002	2:10.41		
3	BARR Luke	SCSCMW	◆ 2003	2:09.35		
4	GUSEV Alexander	SYS	2001	2:08.84		
5	PALASCHUK Brian	ROD	1998	2:08.86		
6	ZITO Nick	UN-IL	1994	2:09.81		
7	ROSELY Zane	CW	◆ 2002	2:10.87		
8	HEASLEY Ethan	HEAT	2001	2:11.04		

Official Timekeeping by Omega





2020 Tyr Pro Swim Series

Knoxville, TN

January 16 - 19, 2020

Event 124 19 JAN 2020 - 07:13

Men's 200m Individual Medley

Final

Start List

Event Number 24

Final D

Lane	Name	Club Code	Year of	Qualifying Time	Time	Rank
1	LONG Bryar	ACAC	1997	2:12.00		
2	WOLFF Sebastian	TOPS	◆ 2003	2:11.63		
3	BRETZMANN Peter	NCAC	◆ 2003	2:11.60		
4	KANG Conner	LAK	2001	2:11.44		
5	CHAMPLIN Brett	TENN	2000	2:11.59		
6	DEVINE Owen	TENN	1999	2:11.62		
7	SMITH Holden	RPC	◆ 2003	2:11.87		
8	ANDERSON Jack	LAK	◆ 2003	2:12.18		

Reserves

Name	Club Code	Year of	Qualifying Time	Time	Rank
KAYE Parker	TENN	1998	2:12.57		
URIBE Brian	SCAR	◆ 2003	2:12.74		

Legend:

AR Americas Record CR Championship Record US US Open Record WJ World Junior Record
 WR World Record ◆ Junior swimmer

Official Timekeeping by Omega





2020 Tyr Pro Swim Series

Knoxville, TN

January 16 - 19, 2020

Event 125 19 JAN 2020 - 07:23

Women's 200m Backstroke

Final

Start List

REVISED
19 JAN 16:33

Event Number 25

	Record	Splits		Name	Club Code	Location	Date	
WR	2:03.35	29.06	1:00.37	1:31.84	SMITH Regan	USA	Gwangju (KOR)	26 JUL 2019
US	2:05.68	29.74	1:01.15	1:33.24	FRANKLIN Missy	USA	Indianapolis, IN (USA)	26 JUN 2013
CR	2:06.36				RUCK Taylor	USA	Atlanta (USA)	1 JAN 2018
AR	2:03.35	29.06	1:00.37	1:31.84	SMITH Regan	USA	Gwangju (KOR)	26 JUL 2019
WJ	2:03.35	29.06	1:00.37	1:31.84	SMITH Regan	USA	Gwangju (KOR)	26 JUL 2019

Final B

Lane	Name	Club Code	Year of	Qualifying Time	Time	Rank
1	EDWARDS Hana	CAN	◆ 2003	2:15.30		
2	RUCK Taylor	CAN	2000	2:12.99		
3	HARTY Kaitlin	TENN	1997	2:12.74		
4	GOSS Kennedy	GGST	1996	2:12.71		
5	GALYER Ali	KYA	1998	2:12.72		
6	SORENSEN Sophie	KYA	2000	2:12.87		
7	BACON Phoebe	NCAP	2002	2:13.81		
8	ZAVAROS Mabel	OAK	2000	2:15.33		

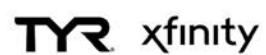
Final A

Lane	Name	Club Code	Year of	Qualifying Time	Time	Rank
1	BROOKS Caitlin	UN-KY	2000	2:12.26		
2	HANNAH Jade	CAN	2002	2:11.81		
3	SEIDT Asia	KYA	1997	2:10.53		
4	SMITH Regan	RIPT	2002	2:10.12		
5	BRATTON Lisa	AGS	1996	2:10.17		
6	STADDEN Isabelle	AQJT	2002	2:11.60		
7	FLICKINGER Hali	SUN	1994	2:11.84		
8	OEZTUERK Sonnele	AU	1998	2:12.41		

Final C

Lane	Name	Club Code	Year of	Qualifying Time	Time	Rank
1	LENIHAN Emily	LAK	2002	2:18.39		
2	GRIMES Katie	SAND	◆ 2006	2:17.88		
3	MURPHY Rosie	SMST	◆ 2004	2:17.04		
4	NAZIEBLO Klaudia	UN-VA	1993	2:15.66		
5	WEYANT Emma	SYS	2001	2:16.65		
6	LANNING Mackenzie	LAK	◆ 2004	2:17.41		
7	DENIGAN Mariah	LAK	◆ 2003	2:18.15		
8	CHUNG Casey	CW	2001	2:18.45		

Official Timekeeping by Omega





2020 Tyr Pro Swim Series

Knoxville, TN

January 16 - 19, 2020

Event 125 19 JAN 2020 - 07:23

Women's 200m Backstroke

Final

Start List

REVISED
19 JAN 16:33

Event Number 25

Final D

Lane	Name	Club Code	Year of	Qualifying Time	Time	Rank
1	KLYAROVSKAYA Anastasia	O2	1994	2:22.88		
2	BRENDZAN Olivia	EKSC	◆ 2003	2:20.83		
3	MYERS Amber	SMST	◆ 2003	2:19.26		
4	MARQUEZ Celina	AZFL	1999	2:18.93		
5	LANE Nicola	RAYS	2002	2:18.93		
6	DAYTON CESAREO Isabella	CHEN	2002	2:20.42		
7	STRICKLIN Sydney	CW	◆ 2003	2:22.49		
8	SILVER Sydney	TOPS	2002	2:23.35		

Reserves

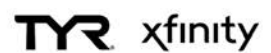
Name	Club Code	Year of	Qualifying Time	Time	Rank
SANCHEZ Allie	TOPS	◆ 2004	2:24.07		

Legend:	AR Americas Record	CR Championship Record	US US Open Record	WJ World Junior Record
	WR World Record	◆ Junior swimmer		

REVISED

RIMAT Karlie was a late scratch from the D Final. The alternate will swim

Official Timekeeping by Omega





2020 Tyr Pro Swim Series

Knoxville, TN

January 16 - 19, 2020

Event 126 19 JAN 2020 - 07:34

Men's 200m Backstroke

Final

Start List

Event Number 26

	Record	Splits			Name	Club Code	Location	Date
WR	1:51.92	26.52	54.90	1:23.30	PEIRSOL Aaron	USA	Rome (ITA)	31 JUL 2009
US	1:53.08	26.82	55.18	1:24.06	PEIRSOL Aaron	USA	Indianapolis, IN (USA)	11 JUL 2009
CR	1:55.04				XU Jiayu	CHN	Indianapolis (USA)	1 JAN 2017
AR	1:51.92	26.52	54.90	1:23.30	PEIRSOL Aaron	USA	Rome (ITA)	31 JUL 2009
WJ	1:55.14	26.99	56.14	1:25.97	KOLESNIKOV Kliment	RUS	Budapest (HUN)	28 JUL 2017

Final B

Lane	Name	Club Code	Year of	Qualifying Time	Time	Rank
1	URIBE Brian	SCAR	◆ 2003	2:08.73		
2	CUSTER Liam	SYS	◆ 2004	2:06.58		
3	ZUCHOWSKI Josh	FASTFG	◆ 2004	2:06.14		
4	McDONALD Jacob	RAYS	◆ 2002	2:05.71		
5	BINNEMA Josiah	CAN	1997	2:05.89		
6	MICELI Mateo	SCSCMW	◆ 2002	2:06.34		
7	REDMOND Lawrence	UN-PV	2000	2:08.17		
8	MURRAY Nathan	TENN	1997	2:08.83		

Final A

Lane	Name	Club Code	Year of	Qualifying Time	Time	Rank
1	LIERZ Harrison	EA	◆ 2002	2:05.15		
2	STOKES Richie	UCSC	2000	2:03.71		
3	REILMAN Joey	TNAQ	1997	2:03.30		
4	SONG Andy Xianyang	CAL	1998	2:01.89		
5	ACEVEDO Javier	AJAX	1998	2:02.53		
6	MORALES Yeziel	AZFL	1996	2:03.50		
7	GARCIA Matthew	TENN	1998	2:04.95		
8	MILLER Brandon	NCAC	◆ 2003	2:05.60		

Final C

Lane	Name	Club Code	Year of	Qualifying Time	Time	Rank
1	HEASLEY Ethan	HEAT	2001	2:12.91		
2	ROBINS Philippe	PCSC	◆ 2002	2:12.41		
3	CAIRNS Zac	NCAC	◆ 2002	2:10.37		
4	DEVINE Owen	TENN	1999	2:09.12		
5	BAILEY Seth	TENN	2000	2:09.27		
6	PARKER Jack	YSSC	◆ 2002	2:11.75		
7	LLOYD Owen	NCAC	2001	2:12.41		
8	HUSKEY Aj	CSC-MV	◆ 2002	2:13.40		

Final D

Lane	Name	Club Code	Year of	Qualifying Time	Time	Rank
2	WOODBURY Max	HEAT	2000	2:15.81		
3	BELKHELLADI Malachy	PCSC	◆ 2003	2:14.47		
4	BLEVINS-BOOR Ben	TENN	1999	2:13.93		
5	ORBE Gabriel	SCAR	◆ 2002	2:14.20		
6	SMITH Holden	RPC	◆ 2003	2:14.95		
7	GRIFFIN Nathan	TOPS	◆ 2002	2:16.40		

Official Timekeeping by Omega





2020 Tyr Pro Swim Series

Knoxville, TN

January 16 - 19, 2020

Event 126 19 JAN 2020 - 07:34

Men's 200m Backstroke

Final

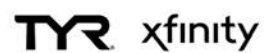
Start List

Event Number 26

Legend:

AR	Americas Record	CR	Championship Record	US	US Open Record	WJ	World Junior Record
WR	World Record	◆	Junior swimmer				

Official Timekeeping by Omega





2020 Tyr Pro Swim Series

Knoxville, TN

January 16 - 19, 2020

Event 127 19 JAN 2020 - 07:44

Women's 100m Freestyle

Final

Start List

Event Number 27

	Record	Split	Name	Club Code	Location	Date
WR	51.71	24.83	SJOESTROEM Sarah	SWE	Budapest (HUN)	23 JUL 2017
US	52.54	25.62	MANUEL Simone	USA	Irvine, CA (USA)	25 JUL 2018
CR	53.12		SJOSTROM Sarah	SWE	Austin (USA)	1 JAN 2016
AR	52.04	27.23	MANUEL Simone	USA	Budapest (HUN)	26 JUL 2019
WJ	52.70	25.70	OLEKSIK Penny	USA	Rio de Janeiro (BRA)	11 AUG 2016

Final B

Lane	Name	Club Code	Year of	Qualifying Time	Time	Rank
1	HINDLEY Isabella	TNAQ	1996	55.84		
2	SMITH Rebecca	CAN	2000	55.50		
3	WALSH Gretchen	NAC	♦ 2003	55.34		
4	HINDS Natalie	ABSC	1993	54.94		
5	BRO Signe	DEN	1999	55.10		
6	MACK Linnea	OAQ	1995	55.45		
7	KENDALL Amanda	MVN	1991	55.61		
8	JENSEN Julie	DEN	2000	55.86		

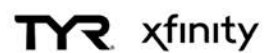
Final A

Lane	Name	Club Code	Year of	Qualifying Time	Time	Rank
1	WATTEL Marie	LU	1997	54.70		
2	GEER Margo	MVN	1992	54.39		
3	OLEKSIK Penny	CAN	2000	54.37		
4	MANUEL Simone	ALTO	1996	53.49		
5	BROWN Erika	TENN	1998	53.94		
6	SANCHEZ Kayla	CAN	2001	54.37		
7	SCHMITT Allison	SUN	1990	54.68		
8	COMERFORD Mallory	CARD	1997	54.84		

Final C

Lane	Name	Club Code	Year of	Qualifying Time	Time	Rank
1	GAINES Riley	KYA	2000	56.61		
2	HENDERSON Hanna	CAN	2002	56.07		
3	KONOPKA Katrina	NCAC	1997	56.03		
4	SPADONI Marina	PRVT	1993	55.98		
5	CHENG Camille	PRVT	1993	56.02		
6	PADINGTON Mackenzie	CAN	1999	56.04		
7	GANTRIIS Emily	DEN	1999	56.47		
8	NOVELLINE Carly	WILD	♦ 2004	56.63		

Official Timekeeping by Omega





2020 Tyr Pro Swim Series

Knoxville, TN

January 16 - 19, 2020

Event 127 19 JAN 2020 - 07:44

Women's 100m Freestyle

Final

Start List

Event Number 27

Final D

Lane	Name	Club Code	Year of	Qualifying Time	Time	Rank
1	RAAB Meaghan	NAC	1996	57.30		
2	HETRICK Paige	BRAD	2002	57.10		
3	LIANG Christey	EKSC	◆ 2004	57.10		
4	GINGRICH Leah	HURR	1990	56.68		
5	HANSSON Sophie	NCS	1998	56.88		
6	SAMANSKY Abby	TENN	2001	57.10		
7	PONSON Allyson	AZFL	1995	57.12		
8	vander LEEK Teagan	EKSC	◆ 2004	57.50		

Reserves

Name	Club Code	Year of	Qualifying Time	Time	Rank
AVILA Julimar	UN-NE	1997	57.56		
CHAN Kin Lok	HKG	1994	57.57		

Legend:

AR Americas Record CR Championship Record US US Open Record WJ World Junior Record
 WR World Record ◆ Junior swimmer

Official Timekeeping by Omega





2020 Tyr Pro Swim Series

Knoxville, TN

January 16 - 19, 2020

Event 128 19 JAN 2020 - 07:51

Men's 100m Freestyle

Final

Start List

Event Number 28

	Record	Split	Name	Club Code	Location	Date
WR	46.91	22.17	CIELO FILHO Cesar	BRA	Rome (ITA)	30 JUL 2009
US	47.39		HELD Ryan	USA	Budapest (HUN)	31 JUL 2019
CR	48.00		ADRIAN Nathan	USA	Mesa (USA)	1 JAN 2016
AR	46.96		DRESSEL Caeleb	USA	Budapest (HUN)	28 JUL 2019
WJ	47.58	23.14	CHALMERS Kyle	AUS	Rio de Janeiro (BRA)	10 AUG 2016

Final B

Lane	Name	Club Code	Year of	Qualifying Time	Time	Rank
1	OLAFSON Carson	CAN	1997	50.95		
2	HO Ian	UN-VA	1997	50.73		
3	KHALAFALLA Ali	MVN	1996	50.42		
4	MOLACEK Jacob	WOLF	1995	50.15		
5	RYSGAARD Mathias	DEN	1998	50.39		
6	FLEAGLE Josh	UN-OH	1993	50.53		
7	CONNOLLY Alec	TENN	1998	50.77		
8	HOUSE Grant	SUN	1998	51.15		

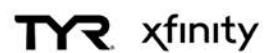
Final A

Lane	Name	Club Code	Year of	Qualifying Time	Time	Rank
1	RESS Justin	WOLF	1997	50.11		
2	FARRIS Dean	HARV	1997	49.89		
3	HELD Ryan	NYAC	1995	49.47		
4	KORSTANJE Nyls	NCS	1999	49.23		
5	APPLE Zach	MVN	1997	49.45		
6	KISIL Yuri	CAN	1995	49.71		
7	SCHREUDERS Mikel	UN-MV	1998	49.95		
8	LEGARD Yusuke	PRVT	1996	50.15		

Final C

Lane	Name	Club Code	Year of	Qualifying Time	Time	Rank
1	NICKELSEN Rasmus	DEN	◆ 2003	51.79		
2	CROOKS Jordan	CAY	◆ 2002	51.41		
3	BRIGGS Nolan	TENN	2000	51.25		
4	CALKINS Stephen	UCSC	1998	51.18		
5	LIENDO Joshua	CAN	◆ 2002	51.22		
6	STEWART Sam	UN-MS	1997	51.31		
7	ROSE Dare	SCAR	◆ 2002	51.52		
8	LEBUKE James	CAN	◆ 2002	51.89		

Official Timekeeping by Omega





2020 Tyr Pro Swim Series

Knoxville, TN

January 16 - 19, 2020

Event 128 19 JAN 2020 - 07:51

Men's 100m Freestyle

Final

Start List

Event Number 28

Final D

Lane	Name	Club Code	Year of	Qualifying Time	Time	Rank
1	WALSH Josh	TENN	1999	52.66		
2	RUTTER Jonathan	UN-VA	1996	52.54		
3	BROUGH Mitchell	ROD	2001	52.50		
4	COLE William	LAK	2001	52.08		
5	HOOVER Sam	NCAC	◆ 2003	52.22		
6	YANCHULIS Noah	UN-NJ	1996	52.51		
7	FULLUM-HUOT Edouard	PCSC	◆ 2002	52.59		
8	BAILEY Seth	TENN	2000	52.79		

Reserves

Name	Club Code	Year of	Qualifying Time	Time	Rank
AIMABLE Steven	AZFL	1999	52.89		
VERHAGE Braga	TENN	1997	53.26		

Legend:

AR Americas Record CR Championship Record US US Open Record WJ World Junior Record
 WR World Record ◆ Junior swimmer

Official Timekeeping by Omega





2020 Tyr Pro Swim Series

Knoxville, TN

January 16 - 19, 2020

Event 123 19 JAN 2020 - 07:03

Women's 200m Individual Medley

Final

Results

Event Number 23

	Record	Splits			Name	Club Code	Location	Date
WR	2:06.12	27.30	58.94	1:35.64	HOSSZU Katinka	HUN	Kazan (RUS)	3 AUG 2015
US	2:08.32	27.94	59.75	1:37.07	BAKER Kathleen	USA	Irvine, CA (USA)	29 JUL 2018
CR	2:08.66	28.14	1:00.96	1:38.55	HOSSZU Katinka	HUN	Charlotte, Nc (USA)	17 MAY 2015
AR	2:06.15	27.72	59.24	1:36.31	KUKORS Ariana	USA	Roma (ITA)	27 JUL 2009
WJ	2:09.94				McKEOWN Kaylee	AUS	Queensland (AUS)	9 JUN 2019

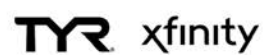
Final B

Rank	Lane	Name	Club Code	R.T.	50m	100m	150m	Time	Time Behind
1	6	HANUS Danielle	CAN	0.72	(2) 28.96	(1) 1:03.06 34.10	(1) 1:44.20 41.14	2:15.92 31.72	
2	4	YAGER Alexis	TENN	0.68	(4) 29.50	(6) 1:05.88 36.38	(2) 1:44.28 38.40	2:16.37 32.09	0.45
3	5	ROTHROCK Trude	TENN	0.64	(1) 28.56	(2) 1:04.04 35.48	(3) 1:44.93 40.89	2:17.03 32.10	1.11
4	3	KATZER Danika	TENN	0.67	(5) 29.62	(3) 1:04.06 34.44	(4) 1:45.26 41.20	2:18.45 33.19	2.53
5	2	McCARVILLE Kate	SPA-AR	0.67	(3) 29.11	(4) 1:04.79 35.68	(5) 1:46.64 41.85	2:18.55 31.91	2.63
6	8	DENIGAN Mariah	LAK	0.69	(8) 30.80	(7) 1:05.92 35.12	(8) 1:47.90 41.98	2:19.88 31.98	3.96
7	7	OWNBEY Hannah	YSSC	0.69	(7) 30.45	(5) 1:05.67 35.22	(6) 1:47.16 41.49	2:20.13 32.97	4.21
8	1	BONNETT Bailey	KYA	0.62	(6) 30.14	(8) 1:08.00 37.86	(7) 1:47.44 39.44	2:21.25 33.81	5.33

Final A

Rank	Lane	Name	Club Code	R.T.	50m	100m	150m	Time	Time Behind
1	3	COX Madisyn	TXLA	0.66	(5) 28.80	(3) 1:02.59 33.79	(1) 1:39.67 37.08	2:09.88 30.21	
2	6	WALSH Alex	NAC	0.76	(2) 28.35	(1) 1:01.43 33.08	(2) 1:39.74 38.31	2:10.38 30.64	0.50
3	4	MARGALIS Melanie	SPA-FL	0.67	(4) 28.76	(5) 1:02.98 34.22	(3) 1:40.08 37.10	2:10.42 30.34	0.54
4	5	SMALL Meghan	TENN	0.66	(1) 28.34	(4) 1:02.72 34.38	(4) 1:40.17 37.45	2:11.88 31.71	2.00
5	8	BACON Phoebe	NCAP	0.69	(3) 28.42	(2) 1:02.38 33.96	(5) 1:42.70 40.32	2:14.87 32.17	4.99
6	2	CIEPLUCHA Tess	TENN	0.77	(7) 29.30	(7) 1:04.44 35.14	(6) 1:44.03 39.59	2:16.09 32.06	6.21
7	7	KINGSLEY Megan	ABSC	0.68	(6) 29.04	(6) 1:03.71 34.67	(7) 1:45.83 42.12	2:18.05 32.22	8.17
8	1	RAAB Meaghan	NAC	0.75	(8) 30.00	(8) 1:06.09 36.09	(8) 1:45.89 39.80	2:19.24 33.35	9.36

Official Timekeeping by Omega





2020 Tyr Pro Swim Series

Knoxville, TN

January 16 - 19, 2020

Event 123 19 JAN 2020 - 07:03

Women's 200m Individual Medley

Final

Results

Event Number 23

Final C

Rank	Lane	Name	Club Code	R.T.	50m	100m	150m	Time	Time Behind
1	7	McINTOSH Summer	ESWI	0.69	(3) 29.70	(2) 1:04.31 34.61	(1) 1:46.41 42.10	2:18.42 32.01	
2	6	YEUNG Jamie	CW	0.65	(5) 29.98	(7) 1:07.36 37.38	(=2) 1:46.94 39.58	2:19.22 32.28	0.80
3	5	MURPHY Rosie	SMST	0.52	(6) 30.06	(3) 1:04.97 34.91	(=2) 1:46.94 41.97	2:19.66 32.72	1.24
4	1	JANSEN Ella	ESWI	0.77	(7) 30.10	(4) 1:06.00 35.90	(4) 1:48.24 42.24	2:20.38 32.14	1.96
5	2	WAGNER Annika	WILD	0.70	(8) 30.42	(8) 1:08.61 38.19	(7) 1:49.62 41.01	2:21.00 31.38	2.58
6	4	ROSENDAHL BACH Helena	DEN	0.83	(4) 29.78	(5) 1:06.33 36.55	(8) 1:49.69 43.36	2:21.02 31.33	2.60
7	8	O'CROININ Emma	EKSC	0.76	(1) 29.37	(1) 1:04.29 34.92	(5) 1:48.92 44.63	2:21.48 32.56	3.06
8	3	AVILA Julimar	UN-NE	0.72	(2) 29.57	(6) 1:07.04 37.47	(6) 1:49.00 41.96	2:22.43 33.43	4.01

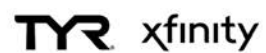
Final D

Rank	Lane	Name	Club Code	R.T.	50m	100m	150m	Time	Time Behind
1	5	WEYANT Gracie	SYS	0.62	(8) 30.86	(4) 1:07.08 36.22	(2) 1:48.12 41.04	2:20.39 32.27	
2	3	CRUSH Annabel	LAK	0.75	(5) 30.58	(1) 1:05.93 35.35	(3) 1:48.62 42.69	2:21.14 32.52	0.75
3	6	McGANN Bridget	DLTA	0.79	(3) 30.30	(6) 1:07.76 37.46	(6) 1:49.69 41.93	2:22.77 33.08	2.38
4	1	HERRMANN Danielle	CLOV	0.68	(1) 29.79	(=7) 1:08.15 38.36	(4) 1:48.95 40.80	2:22.92 33.97	2.53
=5	2	GRAHAM Madison	TENN	0.70	(6) 30.70	(=7) 1:08.15 37.45	(5) 1:49.66 41.51	2:23.33 33.67	2.94
=5	4	SYKES Emily	TENN	0.71	(4) 30.57	(5) 1:07.23 36.66	(1) 1:48.05 40.82	2:23.33 35.28	2.94
7	7	McENROE Kirsti	YSSC	0.72	(7) 30.85	(2) 1:06.50 35.65	(7) 1:51.24 44.74	2:24.07 32.83	3.68
8	8	STRICKLIN Sydney	CW	0.68	(2) 30.05	(3) 1:06.77 36.72	(8) 1:51.96 45.19	2:25.51 33.55	5.12

Legend:

= Equal rank **AR** Americas Record **CR** Championship Record **R.T.** Reaction Time
US US Open Record **WJ** World Junior Record **WR** World Record

Official Timekeeping by Omega





2020 Tyr Pro Swim Series

Knoxville, TN

January 16 - 19, 2020

Event 124 19 JAN 2020 - 07:13

Men's 200m Individual Medley

Final

Results

Event Number 24

	Record	Splits			Name	Club Code	Location	Date
WR	1:54.00	24.89	53.48	1:26.51	LOCHTE Ryan	USA	Shanghai (CHN)	28 JUL 2011
US	1:54.56	24.78	53.45	1:26.88	LOCHTE Ryan	USA	Indianapolis, IN (USA)	10 JUL 2009
CR	1:56.32				PHELPS Michael	USA	Indianapolis (USA)	1 JAN 2012
AR	1:54.00	24.89	53.48	1:26.51	LOCHTE Ryan	USA	Shanghai (CHN)	28 JUL 2011
WJ	1:57.06	25.21	55.79	1:28.93	QIN Haiyang	CHN	Budapest (HUN)	27 JUL 2017

Final B

Rank	Lane	Name	Club Code	R.T.	50m	100m	150m	Time	Time Behind
1	4	KNOX Finlay	CAN	0.65	(1) 25.79	(1) 57.50 31.71	(1) 1:33.02 35.52	2:02.30 29.28	
2	3	COTE Tristan	UCSC	0.70	(6) 27.16	(4) 59.08 31.92	(2) 1:34.91 35.83	2:04.46 29.55	2.16
3	2	RUTTER Jonathan	UN-VA	0.66	(3) 27.01	(6) 59.95 32.94	(5) 1:35.60 35.65	2:05.26 29.66	2.96
4	7	KABBARA Munzy	LIB	0.63	(2) 26.99	(2) 58.56 31.57	(3) 1:35.44 36.88	2:05.71 30.27	3.41
5	6	ZAKALA Josh	CAN	0.72	(5) 27.10	(3) 58.76 31.66	(6) 1:36.55 37.79	2:05.79 29.24	3.49
6	5	HILL Robert	UCSC	0.59	(4) 27.08	(5) 59.36 32.28	(4) 1:35.55 36.19	2:06.17 30.62	3.87
7	8	SWIFT Sean	SMST	0.72	(8) 27.82	(8) 1:01.46 33.64	(8) 1:37.60 36.14	2:08.21 30.61	5.91
8	1	KAMMINGA Frederik	EKSC	0.68	(7) 27.56	(7) 1:00.41 32.85	(7) 1:37.10 36.69	2:08.99 31.89	6.69

Final A

Rank	Lane	Name	Club Code	R.T.	50m	100m	150m	Time	Time Behind
1	4	FOSTER Carson	RAYS	0.64	(2) 25.80	(1) 55.73 29.93	(1) 1:30.86 35.13	1:59.50 28.64	
2	5	LICON Will	TXLA	0.68	(6) 26.41	(4) 56.85 30.44	(2) 1:30.89 34.04	2:00.21 29.32	0.71
3	6	STEWART Sam	UN-MS	0.67	(5) 26.35	(2) 56.43 30.08	(3) 1:31.25 34.82	2:00.44 29.19	0.94
4	2	ARROYO Jarod	FORK	0.66	(4) 26.20	(5) 57.98 31.78	(4) 1:31.75 33.77	2:00.91 29.16	1.41
5	3	SZABO Norbert Szabo	UN-VA	0.60	(1) 25.62	(3) 56.50 30.88	(5) 1:31.96 35.46	2:02.48 30.52	2.98
6	7	FINK Nicolas	ABSC	0.72	(8) 26.95	(8) 59.52 32.57	(6) 1:33.97 34.45	2:03.44 29.47	3.94
7	8	HOUSE Grant	SUN	0.64	(3) 25.81	(6) 58.10 32.29	(8) 1:35.45 37.35	2:04.40 28.95	4.90
8	1	DARRAGH Mackenzie	CAN	0.68	(7) 26.54	(7) 58.71 32.17	(7) 1:35.14 36.43	2:04.94 29.80	5.44

Official Timekeeping by Omega





2020 Tyr Pro Swim Series

Knoxville, TN

January 16 - 19, 2020

Event 124 19 JAN 2020 - 07:13

Men's 200m Individual Medley

Final

Results

Event Number 24

Final C

Rank	Lane	Name	Club Code	R.T.	50m	100m	150m	Time	Time Behind
1	5	PALASCHUK Brian	ROD	0.63	(2) 26.82	(1) 58.39 31.57	(1) 1:36.46 38.07	2:07.54 31.08	
2	3	BARR Luke	SCSCMW	0.66	(4) 27.28	(5) 1:01.44 34.16	(2) 1:38.46 37.02	2:07.91 29.45	0.37
3	4	GUSEV Alexander	SYS	0.73	(3) 27.23	(3) 1:00.47 33.24	(3) 1:38.86 38.39	2:07.94 29.08	0.40
4	7	ROSELY Zane	CW	0.65	(7) 27.70	(4) 1:00.71 33.01	(4) 1:39.11 38.40	2:09.53 30.42	1.99
5	1	BREHM Alex	LAK	0.68	(6) 27.52	(7) 1:02.43 34.91	(6) 1:39.40 36.97	2:09.95 30.55	2.41
6	8	HEASLEY Ethan	HEAT	0.73	(1) 26.54	(2) 1:00.38 33.84	(5) 1:39.26 38.88	2:09.96 30.70	2.42
7	2	HUSKEY Aj	CSC-MV	0.64	(8) 27.73	(6) 1:01.76 34.03	(8) 1:40.57 38.81	2:10.40 29.83	2.86
8	6	ZITO Nick	UN-IL	0.76	(5) 27.31	(8) 1:02.95 35.64	(7) 1:39.63 36.68	2:11.76 32.13	4.22

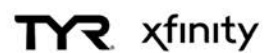
Final D

Rank	Lane	Name	Club Code	R.T.	50m	100m	150m	Time	Time Behind
1	2	WOLFF Sebastian	TOPS	0.64	(1) 26.69	(1) 1:00.41 33.72	(1) 1:37.22 36.81	2:08.41 31.19	
2	8	ANDERSON Jack	LAK	0.69	(2) 27.17	(2) 1:00.42 33.25	(=3) 1:39.05 38.63	2:08.94 29.89	0.53
3	5	CHAMPLIN Brett	TENN	0.73	(5) 27.95	(6) 1:01.79 33.84	(2) 1:38.28 36.49	2:10.20 31.92	1.79
4	4	KANG Conner	LAK	0.60	(3) 27.37	(4) 1:01.19 33.82	(=3) 1:39.05 37.86	2:10.36 31.31	1.95
5	6	DEVINE Owen	TENN	0.67	(8) 28.21	(5) 1:01.60 33.39	(8) 1:41.51 39.91	2:11.33 29.82	2.92
6	7	SMITH Holden	RPC	0.74	(4) 27.65	(3) 1:00.80 33.15	(5) 1:40.09 39.29	2:11.62 31.53	3.21
7	3	BRETZMANN Peter	NCAC	0.70	(6) 28.09	(8) 1:03.84 35.75	(7) 1:41.41 37.57	2:11.74 30.33	3.33
8	1	LONG Bryar	ACAC	0.64	(7) 28.16	(7) 1:03.69 35.53	(6) 1:40.95 37.26	2:12.46 31.51	4.05

Legend:

= Equal rank **AR** Americas Record **CR** Championship Record **R.T.** Reaction Time
US US Open Record **WJ** World Junior Record **WR** World Record

Official Timekeeping by Omega





2020 Tyr Pro Swim Series

Knoxville, TN

January 16 - 19, 2020

Event 125 19 JAN 2020 - 07:23

Women's 200m Backstroke

Final

Results

Event Number 25

	Record	Splits	Name	Club Code	Location	Date
WR	2:03.35	29.06 1:00.37 1:31.84	SMITH Regan	USA	Gwangju (KOR)	26 JUL 2019
US	2:05.68	29.74 1:01.15 1:33.24	FRANKLIN Missy	USA	Indianapolis, IN (USA)	26 JUN 2013
CR	2:06.36		RUCK Taylor	USA	Atlanta (USA)	1 JAN 2018
AR	2:03.35	29.06 1:00.37 1:31.84	SMITH Regan	USA	Gwangju (KOR)	26 JUL 2019
WJ	2:03.35	29.06 1:00.37 1:31.84	SMITH Regan	USA	Gwangju (KOR)	26 JUL 2019

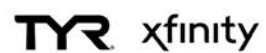
Final B

Rank	Lane	Name	Club Code	R.T.	50m	100m	150m	Time	Time Behind
1	7	BACON Phoebe	NCAP	0.60	(2) 30.74	(1) 1:03.57 32.83	(2) 1:37.37 33.80	2:09.57	
2	2	RUCK Taylor	CAN	0.63	(1) 30.58	(2) 1:03.69 33.11	(1) 1:37.12 33.43	2:10.34	0.77
3	3	HARTY Kaitlin	TENN	0.62	(3) 31.13	(3) 1:04.26 33.13	(3) 1:38.37 34.11	2:11.85	2.28
=4	5	GALYER Ali	KYA	0.59	(7) 31.58	(5) 1:05.04 33.46	(5) 1:38.86 33.82	2:12.69	3.12
=4	6	SORENSEN Sophie	KYA	0.61	(5) 31.53	(4) 1:04.84 33.31	(4) 1:38.49 33.65	2:12.69	3.12
6	4	GOSS Kennedy	GGST	0.62	(6) 31.57	(6) 1:05.10 33.53	(6) 1:38.99 33.89	2:12.71	3.14
7	8	ZAVAROS Mabel	OAK	0.62	(8) 31.84	(8) 1:06.33 34.49	(8) 1:40.94 34.61	2:15.00	5.43
8	1	EDWARDS Hana	CAN	0.63	(4) 31.44	(7) 1:05.85 34.41	(7) 1:40.68 34.83	2:15.72	6.15

Final A

Rank	Lane	Name	Club Code	R.T.	50m	100m	150m	Time	Time Behind
1	4	SMITH Regan	RIPT	0.59	(1) 29.66	(1) 1:00.97 31.31	(1) 1:33.12 32.15	2:05.94	CR
2	6	STADDEN Isabelle	AQJT	0.63	(6) 30.93	(4) 1:03.60 32.67	(3) 1:36.97 33.37	2:09.32	3.38
3	5	BRATTON Lisa	AGS	0.59	(5) 30.90	(6) 1:03.74 32.84	(4) 1:37.04 33.30	2:10.21	4.27
4	7	FLICKINGER Hali	SUN	0.68	(7) 31.51	(7) 1:04.24 32.73	(7) 1:37.77 33.53	2:10.54	4.60
5	3	SEIDT Asia	KYA	0.60	(2) 30.41	(2) 1:03.10 32.69	(2) 1:36.67 33.57	2:10.87	4.93
6	1	BROOKS Caitlin	UN-KY	0.54	(4) 30.65	(5) 1:03.67 33.02	(5) 1:37.56 33.89	2:11.12	5.18
7	2	HANNAH Jade	CAN	0.57	(3) 30.48	(3) 1:03.46 32.98	(6) 1:37.57 34.11	2:11.92	5.98
8	8	OEZTUERK Sonnele	AU	0.72	(8) 31.91	(8) 1:05.12 33.21	(8) 1:39.40 34.28	2:12.78	6.84

Official Timekeeping by Omega





2020 Tyr Pro Swim Series

Knoxville, TN

January 16 - 19, 2020

Event 125 19 JAN 2020 - 07:23

Women's 200m Backstroke

Final

Results

Event Number 25

Final C

Rank	Lane	Name	Club Code	R.T.	50m	100m	150m	Time	Time Behind
1	4	NAZIEBLO Klaudia	UN-VA	0.61	(1) 31.77	(2) 1:06.22 34.45	(1) 1:41.12 34.90	2:14.73	
2	5	WEYANT Emma	SYS	0.76	(6) 32.35	(7) 1:07.10 34.75	(4) 1:41.67 34.57	2:15.56	0.83
3	1	LENIHAN Emily	LAK	0.62	(2) 31.78	(1) 1:05.83 34.05	(2) 1:41.13 35.30	2:15.92	1.19
4	7	DENIGAN Mariah	LAK	0.64	(8) 32.88	(=5) 1:06.98 34.10	(5) 1:41.93 34.95	2:16.09	1.36
5	2	GRIMES Katie	SAND	0.57	(3) 31.90	(3) 1:06.28 34.38	(3) 1:41.42 35.14	2:16.15	1.42
6	6	LANNING Mackenzie	LAK	0.66	(5) 32.14	(4) 1:06.73 34.59	(6) 1:42.06 35.33	2:16.66	1.93
7	8	CHUNG Casey	CW	0.62	(4) 32.12	(=5) 1:06.98 34.86	(7) 1:43.28 36.30	2:19.14	4.41
8	3	MURPHY Rosie	SMST	0.58	(7) 32.50	(8) 1:08.26 35.76	(8) 1:45.12 36.86	2:21.87	7.14

Final D

Rank	Lane	Name	Club Code	R.T.	50m	100m	150m	Time	Time Behind
1	4	MARQUEZ Celina	AZFL	0.55	(5) 32.35	(3) 1:06.44 34.09	(1) 1:41.04 34.60	2:15.87	
2	3	MYERS Amber	SMST	0.63	(2) 31.84	(1) 1:06.21 34.37	(2) 1:41.65 35.44	2:16.33	0.46
3	5	LANE Nicola	RAYS	0.59	(4) 32.29	(4) 1:06.95 34.66	(3) 1:42.22 35.27	2:17.62	1.75
4	2	BRENDZAN Olivia	EKSC	0.65	(6) 33.22	(5) 1:07.92 34.70	(4) 1:43.58 35.66	2:18.74	2.87
5	8	SILVER Sydney	TOPS	0.69	(3) 32.13	(6) 1:08.08 35.95	(6) 1:44.23 36.15	2:20.13	4.26
6	6	DAYTON CESAREO Isabella	CHEN	0.66	(7) 33.55	(7) 1:08.32 34.77	(7) 1:44.45 36.13	2:20.16	4.29
7	1	KLYAROVSKAYA Anastasia	O2	0.58	(1) 31.14	(2) 1:06.27 35.13	(5) 1:43.61 37.34	2:20.78	4.91
	7	STRICKLIN Sydney	CW					DSQ	

Legend:

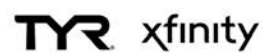
= Equal rank
R.T. Reaction Time

AR Americas Record
US US Open Record

CR Championship Record
WJ World Junior Record

DSQ Disqualified
WR World Record

Official Timekeeping by Omega





2020 Tyr Pro Swim Series

Knoxville, TN

January 16 - 19, 2020

Event 126 19 JAN 2020 - 07:34

Men's 200m Backstroke

Final

Results

Event Number 26

	Record	Splits			Name	Club Code	Location	Date
WR	1:51.92	26.52	54.90	1:23.30	PEIRSOL Aaron	USA	Rome (ITA)	31 JUL 2009
US	1:53.08	26.82	55.18	1:24.06	PEIRSOL Aaron	USA	Indianapolis, IN (USA)	11 JUL 2009
CR	1:55.04				XU Jiayu	CHN	Indianapolis (USA)	1 JAN 2017
AR	1:51.92	26.52	54.90	1:23.30	PEIRSOL Aaron	USA	Rome (ITA)	31 JUL 2009
WJ	1:55.14	26.99	56.14	1:25.97	KOLESNIKOV Kliment	RUS	Budapest (HUN)	28 JUL 2017

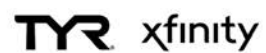
Final B

Rank	Lane	Name	Club Code	R.T.	50m	100m	150m	Time	Time Behind
1	3	ZUCHOWSKI Josh	FASTFG	0.60	(1) 29.09	(1) 1:00.70 31.61	(1) 1:32.82 32.12	2:04.09	
2	6	MICELI Mateo	SCSCMW	0.60	(3) 29.64	(7) 1:02.07 32.43	(7) 1:35.05 32.98	2:04.79	0.70
3	5	BINNEMA Josiah	CAN	0.65	(2) 29.60	(4) 1:01.95 32.35	(3) 1:34.10 32.15	2:05.00	0.91
4	2	CUSTER Liam	SYS	0.56	(5) 29.79	(2) 1:01.43 31.64	(2) 1:33.68 32.25	2:05.99	1.90
5	8	MURRAY Nathan	TENN	0.62	(4) 29.69	(5) 1:01.98 32.29	(4) 1:34.59 32.61	2:07.13	3.04
6	7	REDMOND Lawrence	UN-PV	0.59	(6) 29.83	(3) 1:01.81 31.98	(6) 1:34.70 32.89	2:07.57	3.48
7	1	URIBE Brian	SCAR	0.56	(8) 30.24	(6) 1:02.06 31.82	(5) 1:34.64 32.58	2:07.85	3.76
8	4	McDONALD Jacob	RAYS	0.54	(7) 29.85	(8) 1:03.02 33.17	(8) 1:36.86 33.84	2:10.99	6.90

Final A

Rank	Lane	Name	Club Code	R.T.	50m	100m	150m	Time	Time Behind
1	5	ACEVEDO Javier	AJAX	0.57	(3) 28.76	(3) 59.06 30.30	(3) 1:29.79 30.73	1:59.90	
=2	3	REILMAN Joey	TNAQ	0.59	(1) 27.95	(1) 58.02 30.07	(1) 1:29.38 31.36	2:01.34	1.44
=2	4	SONG Andy Xianyang	CAL	0.60	(2) 28.18	(2) 58.66 30.48	(2) 1:29.77 31.11	2:01.34	1.44
4	7	GARCIA Matthew	TENN	0.53	(6) 29.11	(5) 1:00.08 30.97	(6) 1:31.76 31.68	2:02.46	2.56
5	2	STOKES Richie	UCSC	0.60	(7) 29.14	(6) 1:00.18 31.04	(5) 1:31.55 31.37	2:02.90	3.00
6	6	MORALES Yeziel	AZFL	0.53	(=4) 28.89	(7) 1:00.38 31.49	(4) 1:31.35 30.97	2:03.19	3.29
7	8	MILLER Brandon	NCAC	0.60	(8) 29.65	(8) 1:01.30 31.65	(8) 1:33.40 32.10	2:05.47	5.57
8	1	LIERZ Harrison	EA	0.71	(=4) 28.89	(4) 59.77 30.88	(7) 1:32.45 32.68	2:06.21	6.31

Official Timekeeping by Omega





2020 Tyr Pro Swim Series

Knoxville, TN

January 16 - 19, 2020

Event 126 19 JAN 2020 - 07:34

Men's 200m Backstroke

Final

Results

Event Number 26

Final C

Rank	Lane	Name	Club Code	R.T.	50m	100m	150m	Time	Time Behind
1	5	BAILEY Seth	TENN	0.53	(1) 28.99	(1) 1:00.50 31.51	(1) 1:34.22 33.72	2:07.65 33.43	
2	3	CAIRNS Zac	NCAC	0.58	(3) 30.32	(2) 1:03.00 32.68	(2) 1:35.94 32.94	2:08.77 32.83	1.12
3	7	LLOYD Owen	NCAC	0.70	(2) 30.19	(3) 1:03.26 33.07	(3) 1:37.13 33.87	2:09.63 32.50	1.98
4	2	ROBINS Philippe	PCSC	0.61	(6) 31.03	(5) 1:04.42 33.39	(4) 1:37.86 33.44	2:12.26 34.40	4.61
5	6	PARKER Jack	YSSC	0.60	(5) 30.78	(4) 1:04.00 33.22	(5) 1:38.36 34.36	2:12.47 34.11	4.82
6	4	DEVINE Owen	TENN	0.60	(4) 30.77	(6) 1:04.58 33.81	(6) 1:39.59 35.01	2:13.10 33.51	5.45
7	8	HUSKEY Aj	CSC-MV	0.56	(7) 32.59	(7) 1:08.15 35.56	(7) 1:44.83 36.68	2:21.72 36.89	14.07
	1	HEASLEY Ethan	HEAT					DSQ	

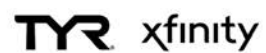
Final D

Rank	Lane	Name	Club Code	R.T.	50m	100m	150m	Time	Time Behind
1	3	BELKHELLADI Malachy	PCSC	0.43	(4) 31.34	(3) 1:05.16 33.82	(3) 1:38.28 33.12	2:10.90 32.62	
2	4	BLEVINS-BOOR Ben	TENN	0.61	(1) 30.00	(1) 1:02.90 32.90	(1) 1:37.11 34.21	2:11.04 33.93	0.14
3	5	ORBE Gabriel	SCAR	0.71	(2) 31.08	(2) 1:04.14 33.06	(2) 1:38.00 33.86	2:11.10 33.10	0.20
4	2	WOODBURY Max	HEAT	0.56	(3) 31.32	(4) 1:05.92 34.60	(4) 1:40.71 34.79	2:13.50 32.79	2.60
	6	SMITH Holden	RPC					DNS	
	7	GRIFFIN Nathan	TOPS					DNS	

Legend:

=	Equal rank	AR	Americas Record	CR	Championship Record	DNS	Did Not Start
DSQ	Disqualified	R.T.	Reaction Time	US	US Open Record	WJ	World Junior Record
WR	World Record						

Official Timekeeping by Omega





2020 Tyr Pro Swim Series

Knoxville, TN

January 16 - 19, 2020

Event 127 19 JAN 2020 - 07:44

Women's 100m Freestyle

Final

Results

Event Number 27

	Record	Split	Name	Club Code	Location	Date
WR	51.71	24.83	SJOESTROEM Sarah	SWE	Budapest (HUN)	23 JUL 2017
US	52.54	25.62	MANUEL Simone	USA	Irvine, CA (USA)	25 JUL 2018
CR	53.12		SJOSTROM Sarah	SWE	Austin (USA)	1 JAN 2016
AR	52.04	27.23	MANUEL Simone	USA	Budapest (HUN)	26 JUL 2019
WJ	52.70	25.70	OLEKSIK Penny	USA	Rio de Janeiro (BRA)	11 AUG 2016

Final B

Rank	Lane	Name	Club Code	R.T.	50m	Time	Time Behind
1	4	HINDS Natalie	ABSC	0.66	(1) 26.07	54.36 28.29	
2	3	WALSH Gretchen	NAC	0.75	(2) 26.27	54.78 28.51	0.42
3	5	BRO Signe	DEN	0.66	(3) 26.35	54.85 28.50	0.49
4	6	MACK Linnea	OAQ	0.71	(5) 26.54	55.03 28.49	0.67
5	1	HINDLEY Isabella	TNAQ	0.70	(6) 26.59	55.69 29.10	1.33
6	8	JENSEN Julie	DEN	0.73	(8) 27.11	55.81 28.70	1.45
7	2	SMITH Rebecca	CAN	0.73	(4) 26.50	55.86 29.36	1.50
8	7	KENDALL Amanda	MVN	0.70	(7) 26.80	56.16 29.36	1.80

Final A

Rank	Lane	Name	Club Code	R.T.	50m	Time	Time Behind
1	3	OLEKSIK Penny	CAN	0.72	(=4) 26.07	53.41 27.34	
2	4	MANUEL Simone	ALTO	0.69	(2) 25.70	53.44 27.74	0.03
3	5	BROWN Erika	TENN	0.57	(1) 25.61	53.49 27.88	0.08
4	6	SANCHEZ Kayla	CAN	0.69	(3) 26.01	53.74 27.73	0.33
5	2	GEER Margo	MVN	0.68	(=4) 26.07	54.49 28.42	1.08
6	8	COMERFORD Mallory	CARD	0.65	(8) 26.67	54.59 27.92	1.18
7	1	WATTEL Marie	LU	0.73	(6) 26.39	54.79 28.40	1.38
8	7	SCHMITT Allison	SUN	0.74	(7) 26.63	54.87 28.24	1.46

Official Timekeeping by Omega





2020 Tyr Pro Swim Series

Knoxville, TN

January 16 - 19, 2020

Event 127 19 JAN 2020 - 07:44

Women's 100m Freestyle

Final

Results

Event Number 27

Final C

Rank	Lane	Name	Club Code	R.T.	50m	Time	Time Behind
1	5	CHENG Camille	PRVT	0.73	(1) 26.61	55.45 28.84	
2	4	SPADONI Marina	PRVT	0.65	(2) 26.65	55.86 29.21	0.41
3	2	HENDERSON Hanna	CAN	0.70	(5) 27.07	56.06 28.99	0.61
4	6	PADINGTON Mackenzie	CAN	0.73	(4) 27.03	56.21 29.18	0.76
5	7	GANTRIIS Emily	DEN	0.68	(6) 27.11	56.61 29.50	1.16
6	3	KONOPKA Katrina	NCAC	0.69	(3) 26.87	56.66 29.79	1.21
=7	1	GAINES Riley	KYA	0.68	(8) 27.43	56.68 29.25	1.23
=7	8	NOVELLINE Carly	WILD	0.65	(7) 27.42	56.68 29.26	1.23

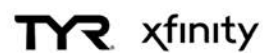
Final D

Rank	Lane	Name	Club Code	R.T.	50m	Time	Time Behind
1	5	HANSSON Sophie	NCS	0.72	(=5) 27.64	56.81 29.17	
2	1	RAAB Meaghan	NAC	0.75	(2) 27.39	56.96 29.57	0.15
3	6	SAMANSKY Abby	TENN	0.80	(=5) 27.64	57.02 29.38	0.21
4	2	HETRICK Paige	BRAD	0.69	(1) 27.27	57.07 29.80	0.26
5	3	LIANG Christey	EKSC	0.66	(=5) 27.64	57.13 29.49	0.32
6	7	PONSON Allyson	AZFL	0.66	(3) 27.50	57.14 29.64	0.33
7	8	vander LEEK Teagan	EKSC	0.66	(4) 27.54	57.31 29.77	0.50
8	4	GINGRICH Leah	HURR	0.71	(8) 28.27	57.91 29.64	1.10

Legend:

=	Equal rank	AR	Americas Record	CR	Championship Record	R.T.	Reaction Time
US	US Open Record	WJ	World Junior Record	WR	World Record		

Official Timekeeping by Omega





2020 Tyr Pro Swim Series

Knoxville, TN

January 16 - 19, 2020

Event 128 19 JAN 2020 - 07:51

Men's 100m Freestyle

Final

Results

Event Number 28

	Record	Split	Name	Club Code	Location	Date
WR	46.91	22.17	CIELO FILHO Cesar	BRA	Rome (ITA)	30 JUL 2009
US	47.39		HELD Ryan	USA	Budapest (HUN)	31 JUL 2019
CR	48.00		ADRIAN Nathan	USA	Mesa (USA)	1 JAN 2016
AR	46.96		DRESSEL Caeleb	USA	Budapest (HUN)	28 JUL 2019
WJ	47.58	23.14	CHALMERS Kyle	AUS	Rio de Janeiro (BRA)	10 AUG 2016

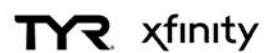
Final B

Rank	Lane	Name	Club Code	R.T.	50m	Time	Time Behind
1	5	RYSGAARD Mathias	DEN	0.62	(2) 23.89	49.99 26.10	
2	4	MOLACEK Jacob	WOLF	0.62	(1) 23.77	50.24 26.47	0.25
3	6	FLEAGLE Josh	UN-OH	0.68	(4) 24.07	50.54 26.47	0.55
4	8	HOUSE Grant	SUN	0.60	(8) 24.75	50.55 25.80	0.56
5	3	KHALAFALLA Ali	MVN	0.62	(3) 23.94	50.75 26.81	0.76
6	7	CONNOLLY Alec	TENN	0.64	(5) 24.25	50.83 26.58	0.84
7	2	HO Ian	UN-VA	0.60	(6) 24.43	50.84 26.41	0.85
8	1	OLAFSON Carson	CAN	0.66	(7) 24.61	51.25 26.64	1.26

Final A

Rank	Lane	Name	Club Code	R.T.	50m	Time	Time Behind
1	5	APPLE Zach	MVN	0.63	(4) 23.77	48.98 25.21	
2	3	HELD Ryan	NYAC	0.64	(3) 23.65	49.09 25.44	0.11
3	6	KISIL Yuri	CAN	0.68	(5) 23.85	49.48 25.63	0.50
4	4	KORSTANJE Nyls	NCS	0.63	(1) 23.51	49.52 26.01	0.54
5	7	SCHREUDERS Mikel	UN-MV	0.67	(6) 23.91	49.58 25.67	0.60
6	2	FARRIS Dean	HARV	0.66	(2) 23.62	49.74 26.12	0.76
7	1	RESS Justin	WOLF	0.66	(8) 24.01	49.81 25.80	0.83
8	8	LEGARD Yusuke	PRVT	0.62	(7) 24.00	50.11 26.11	1.13

Official Timekeeping by Omega





2020 Tyr Pro Swim Series

Knoxville, TN

January 16 - 19, 2020

Event 128 19 JAN 2020 - 07:51

Men's 100m Freestyle

Final

Results

Event Number 28

Final C

Rank	Lane	Name	Club Code	R.T.	50m	Time	Time Behind
1	5	LIENDO Joshua	CAN	0.67	(2) 24.39	50.81 26.42	
2	8	LEBUKE James	CAN	0.64	(1) 24.17	51.11 26.94	0.30
3	4	CALKINS Stephen	UCSC	0.63	(3) 24.48	51.15 26.67	0.34
4	1	NICKELSEN Rasmus	DEN	0.64	(5) 24.76	51.22 26.46	0.41
5	6	STEWART Sam	UN-MS	0.66	(8) 25.17	51.34 26.17	0.53
6	7	ROSE Dare	SCAR	0.64	(7) 24.99	51.58 26.59	0.77
7	3	BRIGGS Nolan	TENN	0.66	(6) 24.79	51.59 26.80	0.78
8	2	CROOKS Jordan	CAY	0.66	(4) 24.74	51.62 26.88	0.81

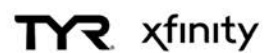
Final D

Rank	Lane	Name	Club Code	R.T.	50m	Time	Time Behind
1	5	HOOVER Sam	NCAC	0.61	(2) 24.92	51.72 26.80	
2	4	COLE William	LAK	0.62	(1) 24.76	52.13 27.37	0.41
3	7	FULLUM-HUOT Edouard	PCSC	0.70	(6) 25.48	52.32 26.84	0.60
4	3	BROUGH Mitchell	ROD	0.75	(4) 25.30	52.42 27.12	0.70
5	2	RUTTER Jonathan	UN-VA	0.68	(3) 25.20	52.53 27.33	0.81
6	1	WALSH Josh	TENN	0.64	(5) 25.44	52.56 27.12	0.84
7	6	YANCHULIS Noah	UN-NJ	0.65	(7) 25.62	52.63 27.01	0.91
8	8	BAILEY Seth	TENN	0.59	(8) 25.63	55.03 29.40	3.31

Legend:

AR	Americas Record	CR	Championship Record	R.T.	Reaction Time	US	US Open Record
WJ	World Junior Record	WR	World Record				

Official Timekeeping by Omega





2020 Tyr Pro Swim Series

Knoxville, TN

January 16 - 19, 2020

Swimming

Records Set by Event

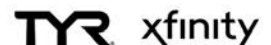
As of SUN 19 JAN 2020

Event		Name	Club Code	Time	Record Type
Women's 100m Backstroke	Final A	SMITH Regan	USA	58.26	CR
Women's 200m Backstroke	Final A	SMITH Regan	USA	2:05.94	CR

Legend:

CR Championship Record

Official Timekeeping by Omega





2020 Tyr Pro Swim Series

Knoxville, TN

January 16 - 19, 2020

Swimming

Records Set by Record Type

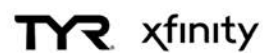
As of SUN 19 JAN 2020

CHAMPIONSHIP RECORD

Total number of Championship Records set: 2

Event		Name	Club Code	Time	Date
Women's 100m Backstroke	Final A	SMITH Regan	USA	58.26	18 JAN
Women's 200m Backstroke	Final A	SMITH Regan	USA	2:05.94	19 JAN

Official Timekeeping by Omega





2020 Tyr Pro Swim Series

Knoxville, TN

January 16 - 19, 2020

Swimming

Records Set by Date

As of SUN 19 JAN 2020

Date	Event		Name	Club Code	Time	Record Type
18 JAN	Women's 100m Backstroke	Final A	SMITH Regan	USA	58.26	Championship
19 JAN	Women's 200m Backstroke	Final A	SMITH Regan	USA	2:05.94	Championship

Official Timekeeping by Omega

